



US00D481647S

(12) **United States Design Patent** (10) **Patent No.:** **US D481,647 S**
Drew (45) **Date of Patent:** **** Nov. 4, 2003**

(54) **ARTICLE OF JEWELRY**

DESCRIPTION

(75) Inventor: **Connie Landstrom Drew**, Rapid City, SD (US)

A first embodiment of the invention is shown in FIGS. 1 through 6.

(73) Assignee: **Black Hills Jewelry Manufacturing Company**, Rapid City, SD (US)

FIG. 1 is a front view of an article of jewelry showing my new design.

(**) Term: **14 Years**

FIG. 2 is a back view of the article of jewelry illustrated in FIG. 1, which also shows one location for an attachment means, for use of the article of jewelry as a pin or an earring, in dotted lines depicting environment and not part of the claimed design.

(21) Appl. No.: **29/150,329**

FIG. 3 is a left view of the article of jewelry illustrated in FIG. 1.

(22) Filed: **Nov. 21, 2001**

FIG. 4 is a right view of the article of jewelry illustrated in FIG. 1.

(51) **LOC (7) Cl.** **11-01**

(52) **U.S. Cl.** **D11/56**

(58) **Field of Search** D11/1, 2, 40-50, D11/54, 57, 58, 61, 65, 66, 77, 79-83, 95-102, 107, 110, 116; 63/13, 18-20, 23; 70/456 B, 456 R

FIG. 5 is a top view of the article of jewelry illustrated in FIG. 1.

FIG. 6 is a bottom view of the jewelry illustrated in FIG. 1.

A second embodiment of the invention is shown in FIGS. 7 through 12.

(56) **References Cited**

FIG. 7 is a front view of an article of jewelry showing my new design.

U.S. PATENT DOCUMENTS

- D129,851 S * 10/1941 Philippe D11/77
- D378,904 S * 4/1997 Sciuto D11/66
- D392,912 S * 3/1998 Roos et al. D11/81
- D394,822 S * 6/1998 Swenson et al. D11/77
- D455,978 S * 4/2002 Brown D11/98

FIG. 8 is a back view of the article of jewelry illustrated in FIG. 7, which also shows one location for an attachment means, for use of the article of jewelry as a pin or an earring, in dotted lines depicting environment and not part of the claimed design.

* cited by examiner

FIG. 9 is a left view of the article of jewelry illustrated in FIG. 7.

Primary Examiner—Ralf Seifert
(74) *Attorney, Agent, or Firm*—Sheridan Ross P.C.

FIG. 10 is a right view of the article of jewelry illustrated in FIG. 7.

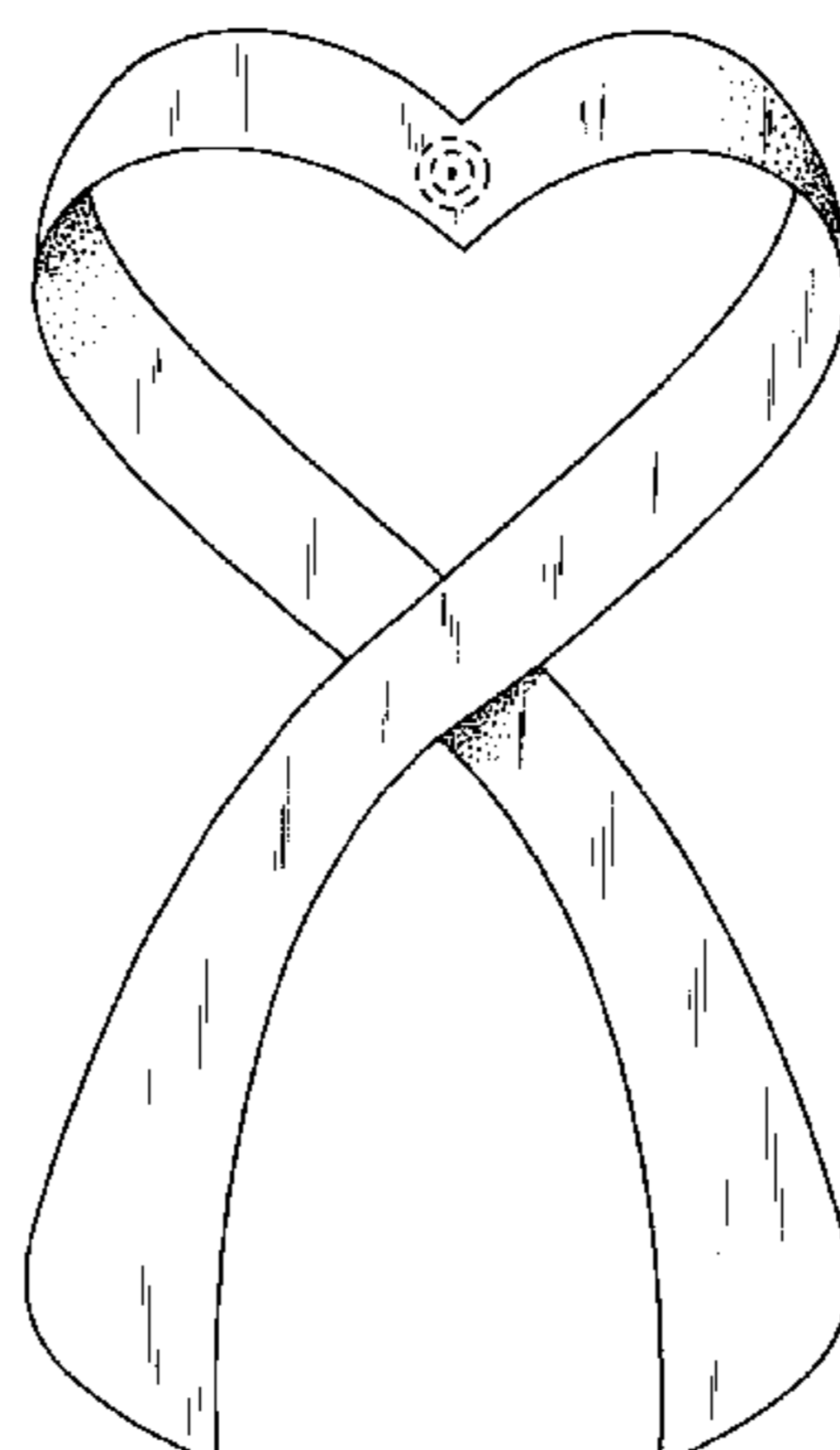
FIG. 11 is a top view of the article of jewelry illustrated in FIG. 7; and,

(57) **CLAIM**

I claim the ornamental design for an article of jewelry, as shown and described.

FIG. 12 is a bottom view of the article of jewelry illustrated in FIG. 7.

1 Claim, 4 Drawing Sheets



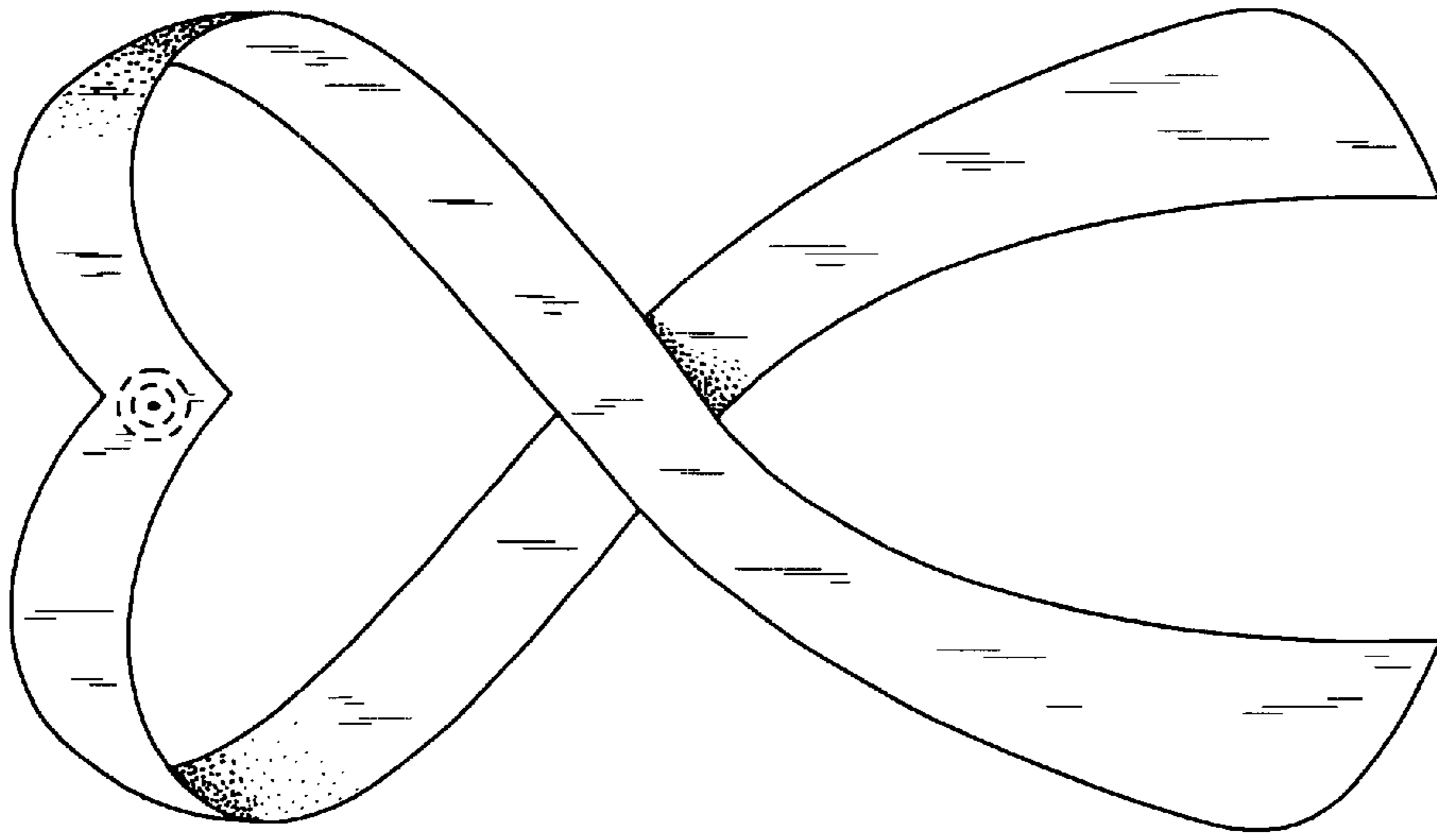


FIG. 2

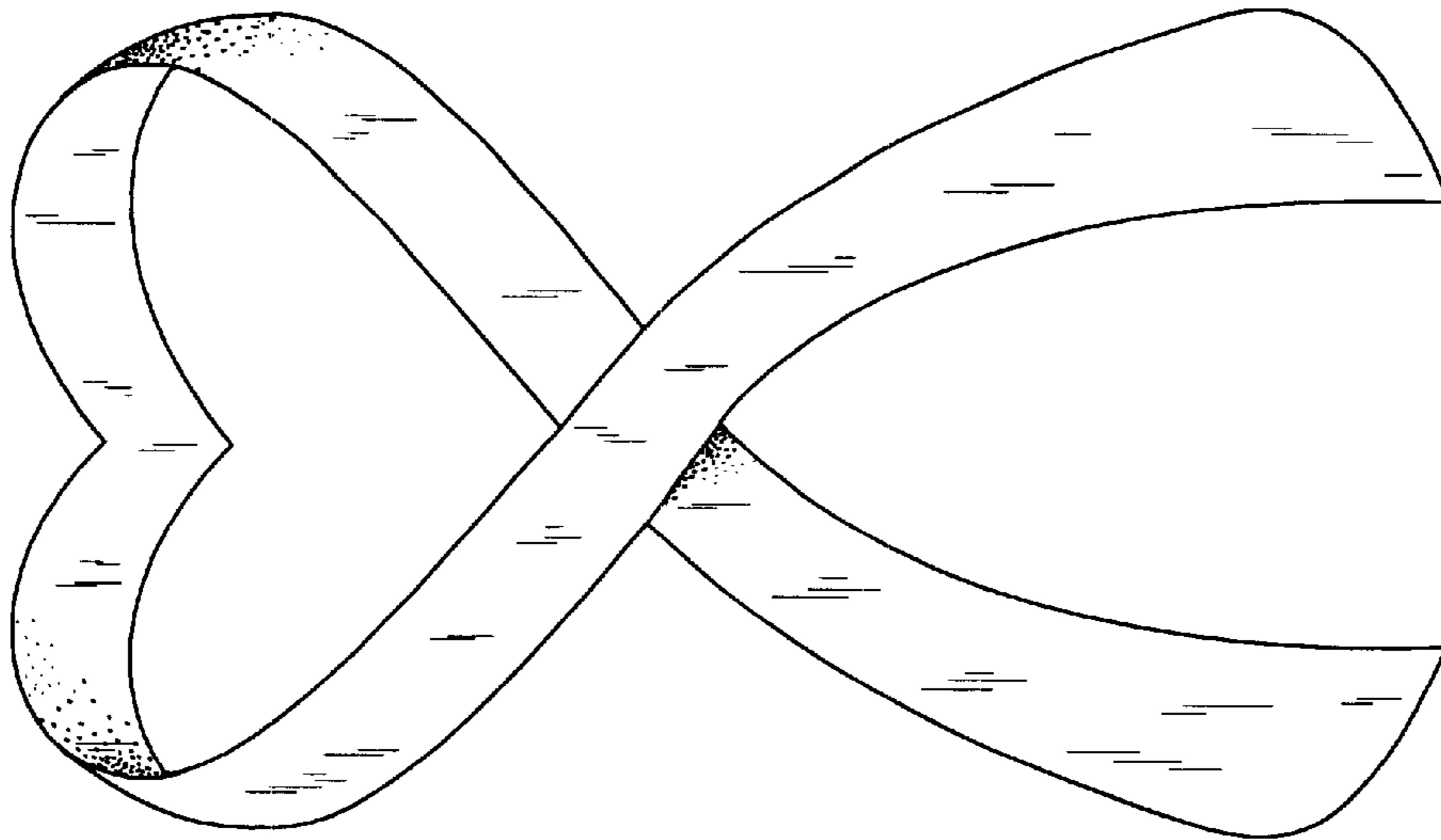


FIG. 1

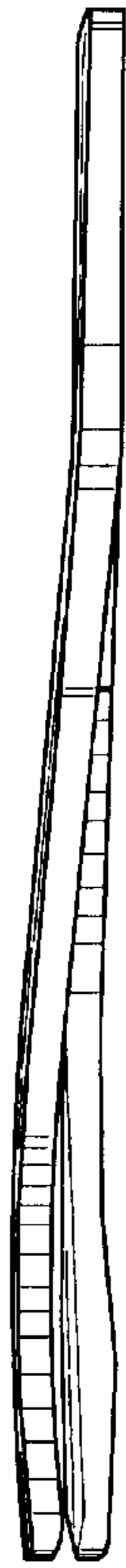


FIG. 3

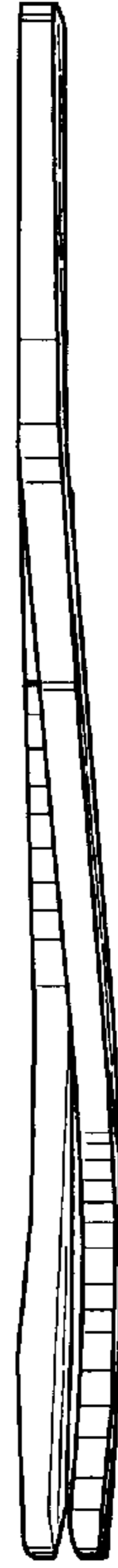


FIG. 4



FIG. 5

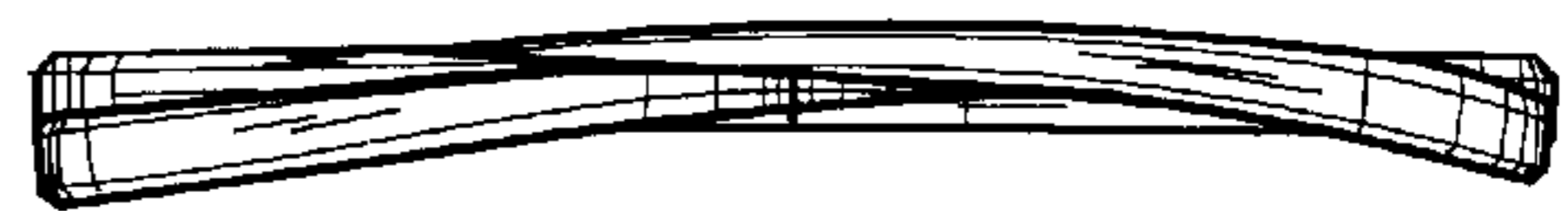


FIG. 6

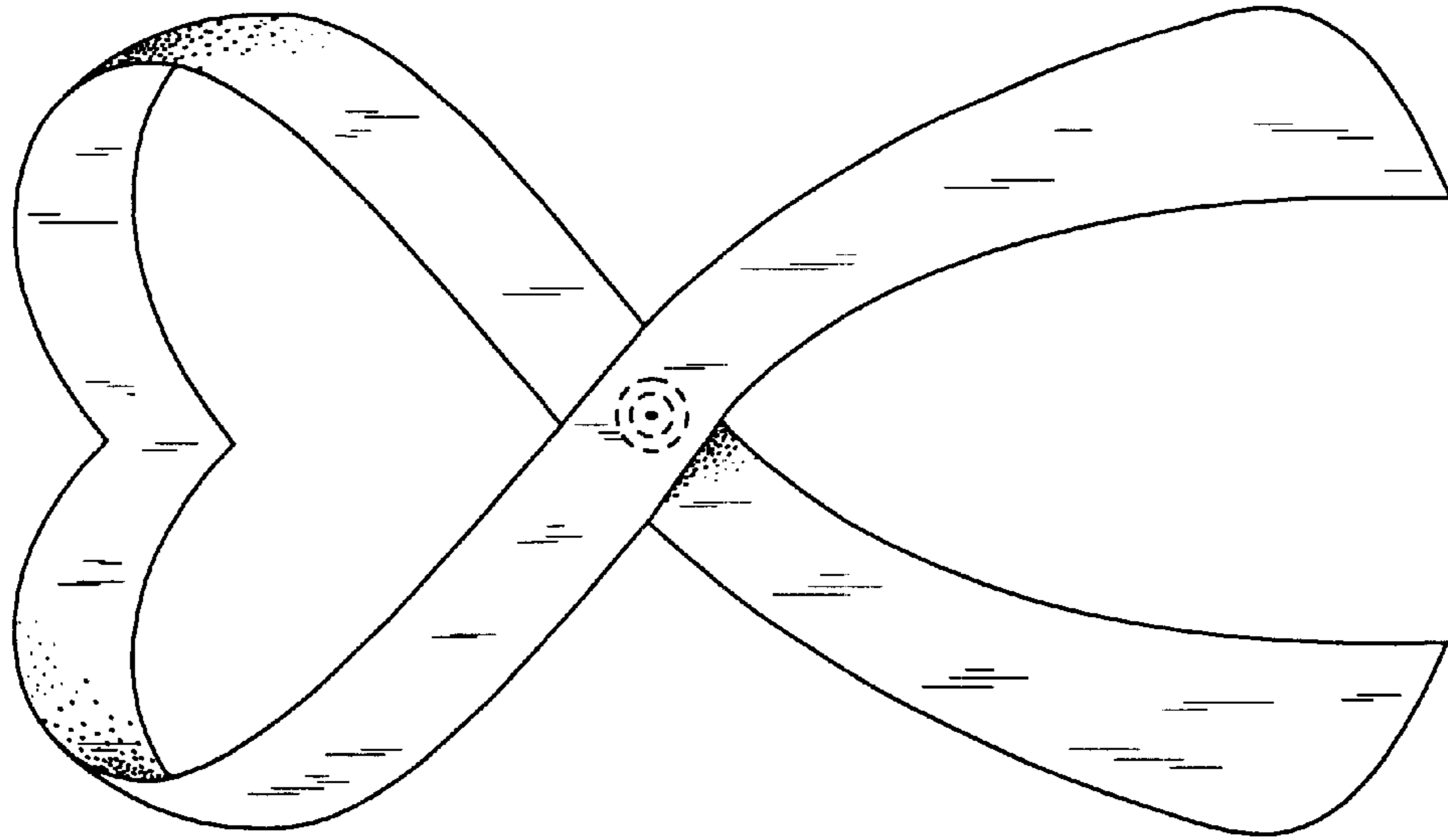


FIG. 8

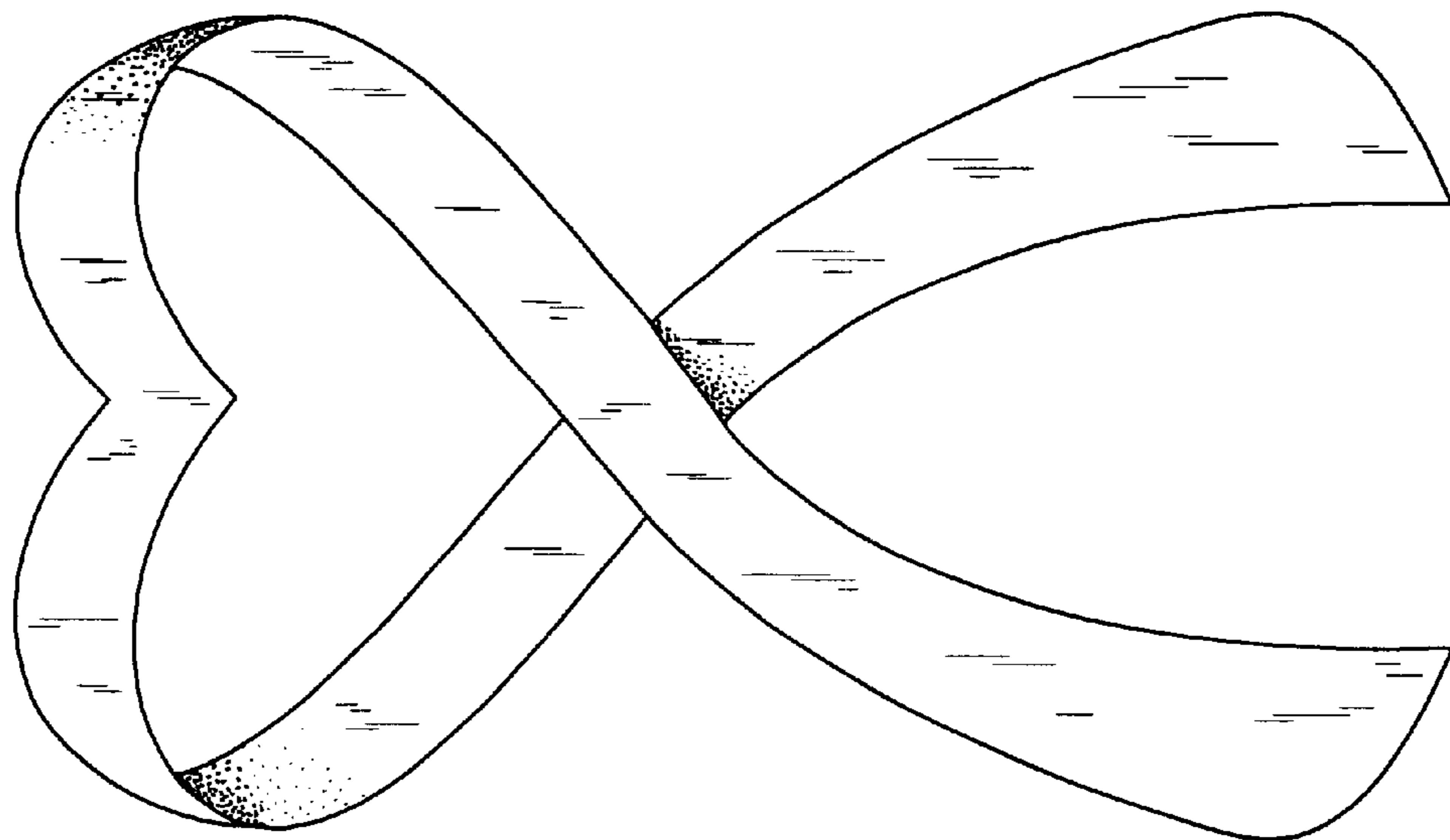


FIG. 7

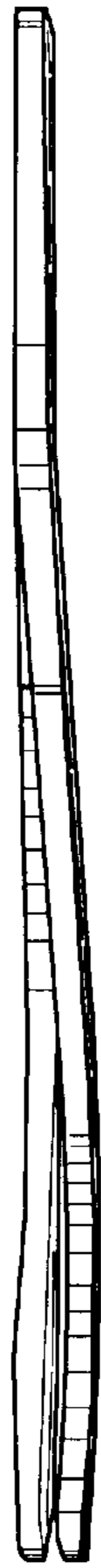


FIG. 9

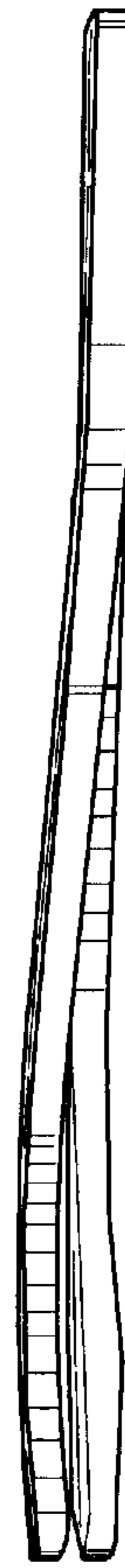


FIG. 10




FIG. 11



FIG. 12