



US00D481638S

(12) **United States Design Patent**
Bressen et al.

(10) **Patent No.: US D481,638 S**

(45) **Date of Patent: ** Nov. 4, 2003**

(54) **BOTTLE**

(75) Inventors: **Gian Carlo Bressen**, Lodi (IT);
Jonathan Neil Davies,
Buckinghamshire (GB); **Michael John**
Webster Nickson, Merseyside (GB)

(73) Assignee: **Unilever Home & Personal Care**
USA, division of Conopco, Inc.,
Greenwich, CT (US)

(**) Term: **14 Years**

(21) Appl. No.: **29/148,417**

(22) Filed: **Sep. 20, 2001**

(30) **Foreign Application Priority Data**

Mar. 23, 2001 (GB) 2100585

(51) **LOC (7) Cl.** **09-01**

(52) **U.S. Cl.** **D9/529; D9/542**

(58) **Field of Search** D9/509, 510, 511,
D9/514, 515, 516, 530, 542, 543, 549,
558, 447, 448, 449, 450, 300; 215/382-384,
396, 398, 400; 222/534

(56) **References Cited**

U.S. PATENT DOCUMENTS

- D237,049 S * 10/1975 Atkins D9/529
- D281,861 S * 12/1985 Jones et al. D9/529
- D352,663 S * 11/1994 Suxdorf D9/558 X
- D356,247 S * 3/1995 Manoukian D9/300
- D369,742 S * 5/1996 Brookshire et al. D9/300
- D376,980 S * 12/1996 LoPreto D9/542
- D399,130 S * 10/1998 Monaghan D9/529 X

- D419,433 S * 1/2000 Conway D9/300
- D424,925 S * 5/2000 Lamb D9/300
- D430,805 S * 9/2000 Jentgen D9/544
- D450,593 S * 11/2001 Jebb et al. D9/529
- D451,402 S * 12/2001 Kokenge et al. D9/549
- D457,069 S * 5/2002 Palaia D9/542
- D459,659 S * 7/2002 Chung D9/529
- D460,694 S * 7/2002 Llusca D9/529
- D461,718 S * 8/2002 Brozell D9/529
- D471,820 S * 3/2003 Faillant-Dumas D9/529

FOREIGN PATENT DOCUMENTS

WO DM/061920 * 11/2002 9/1

* cited by examiner

Primary Examiner—Ted Shooman

Assistant Examiner—Carol Rademaker

(74) *Attorney, Agent, or Firm*—Kevin J. Stein

(57) **CLAIM**

The ornamental design for a bottle, as shown and described.

DESCRIPTION

FIG. 1 is a front perspective view from above and one side showing our new design;

FIG. 2 is a front perspective view from above and one side thereof with cap open;

FIG. 3 is a side elevational view thereof;

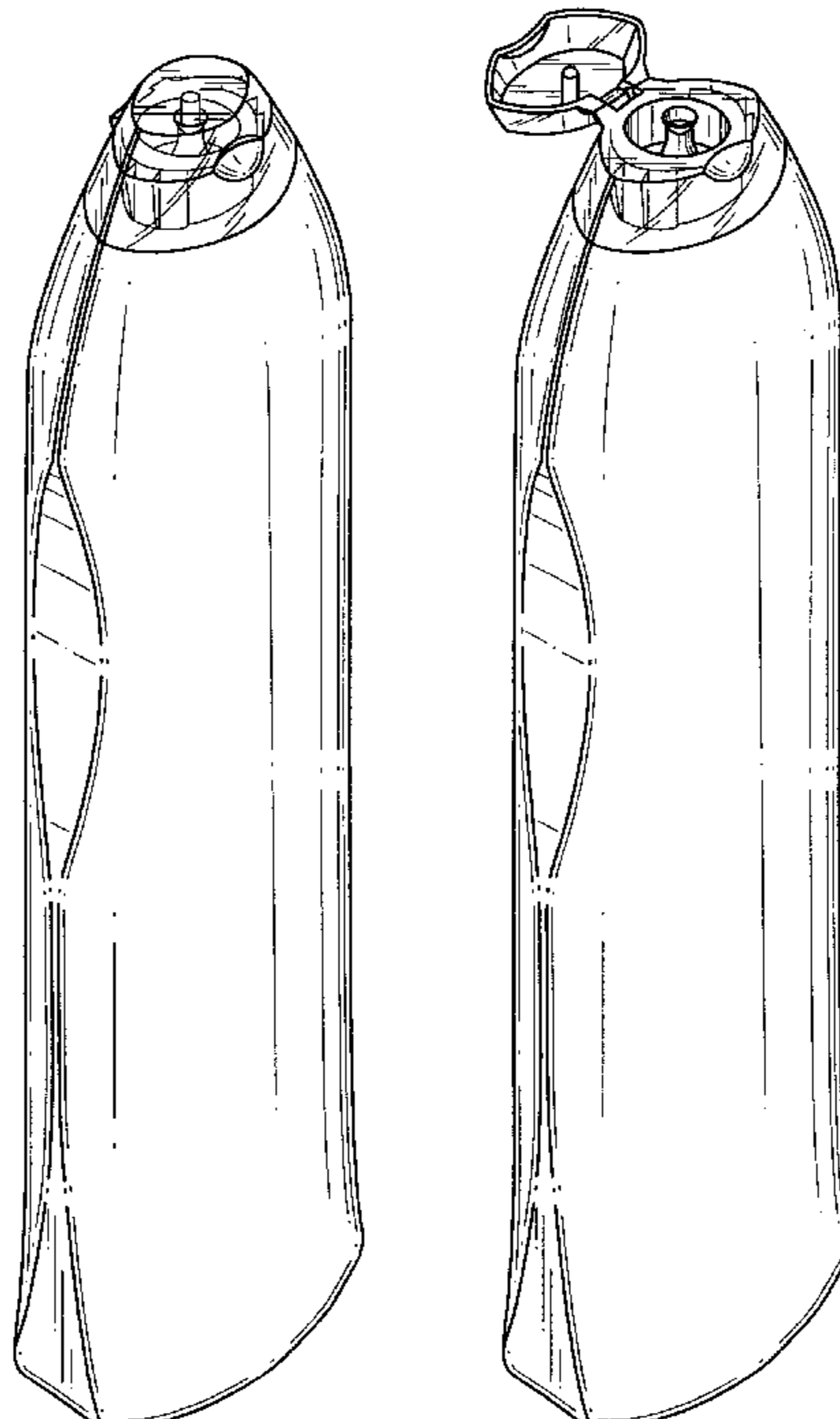
FIG. 4 is a rear elevational view thereof;

FIG. 5 is a top plan view thereof; and,

FIG. 6 is a bottom plan view thereof.

The broken line showing in FIG. 6 is for illustrative purposes only and forms no part of the claimed design.

1 Claim, 2 Drawing Sheets



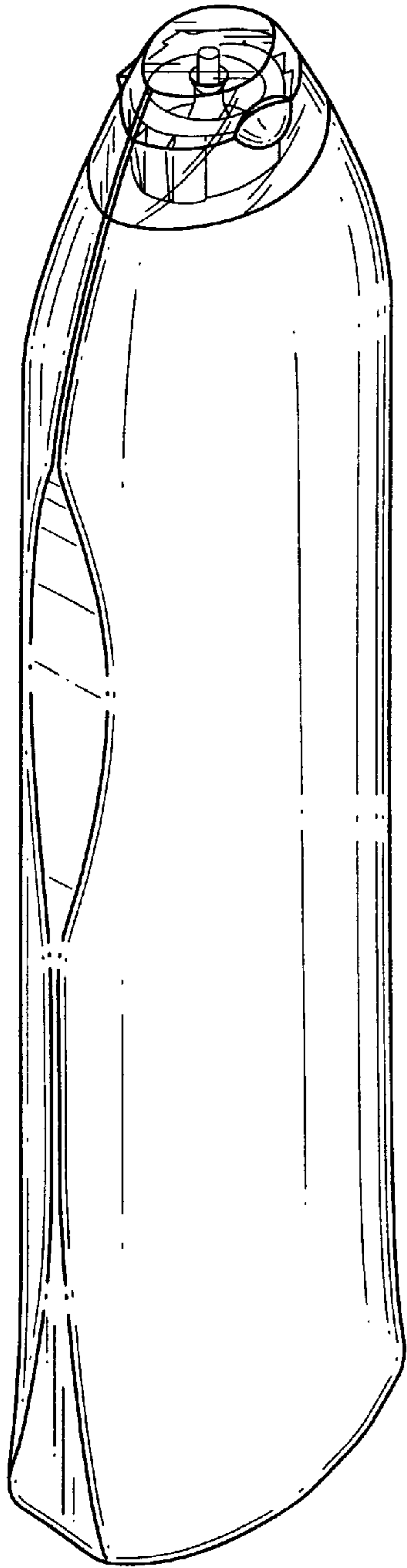


FIG. 1

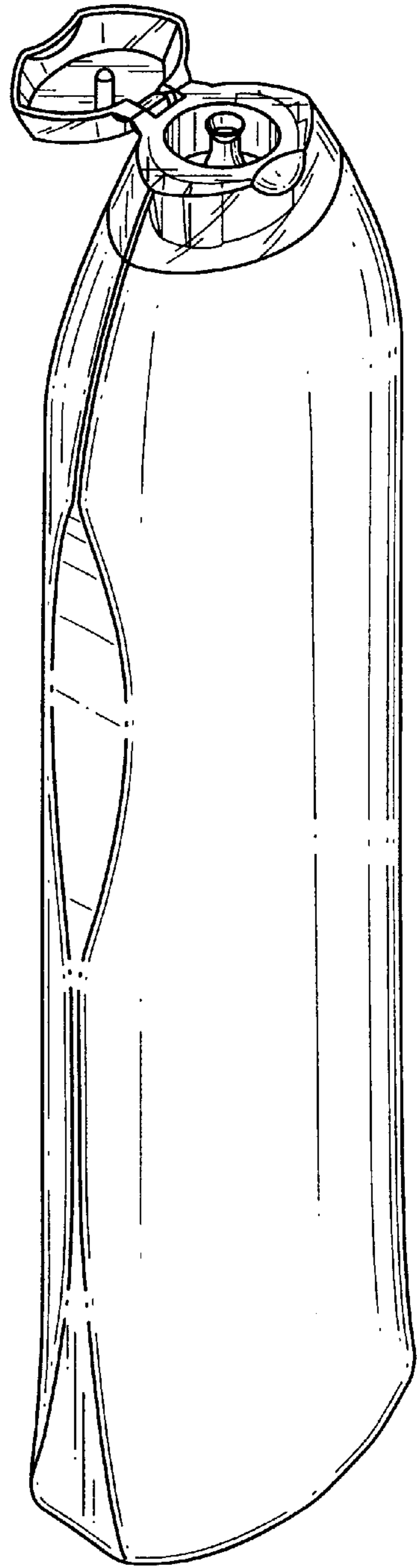


FIG. 2

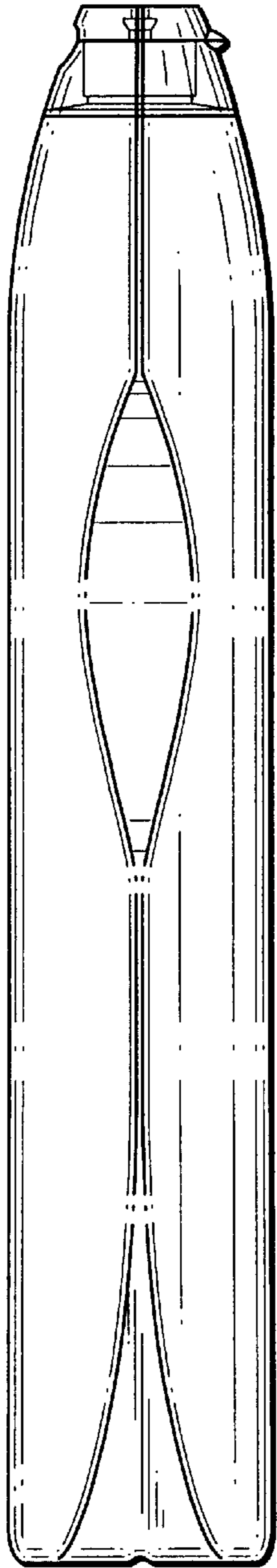


FIG. 3




FIG. 4

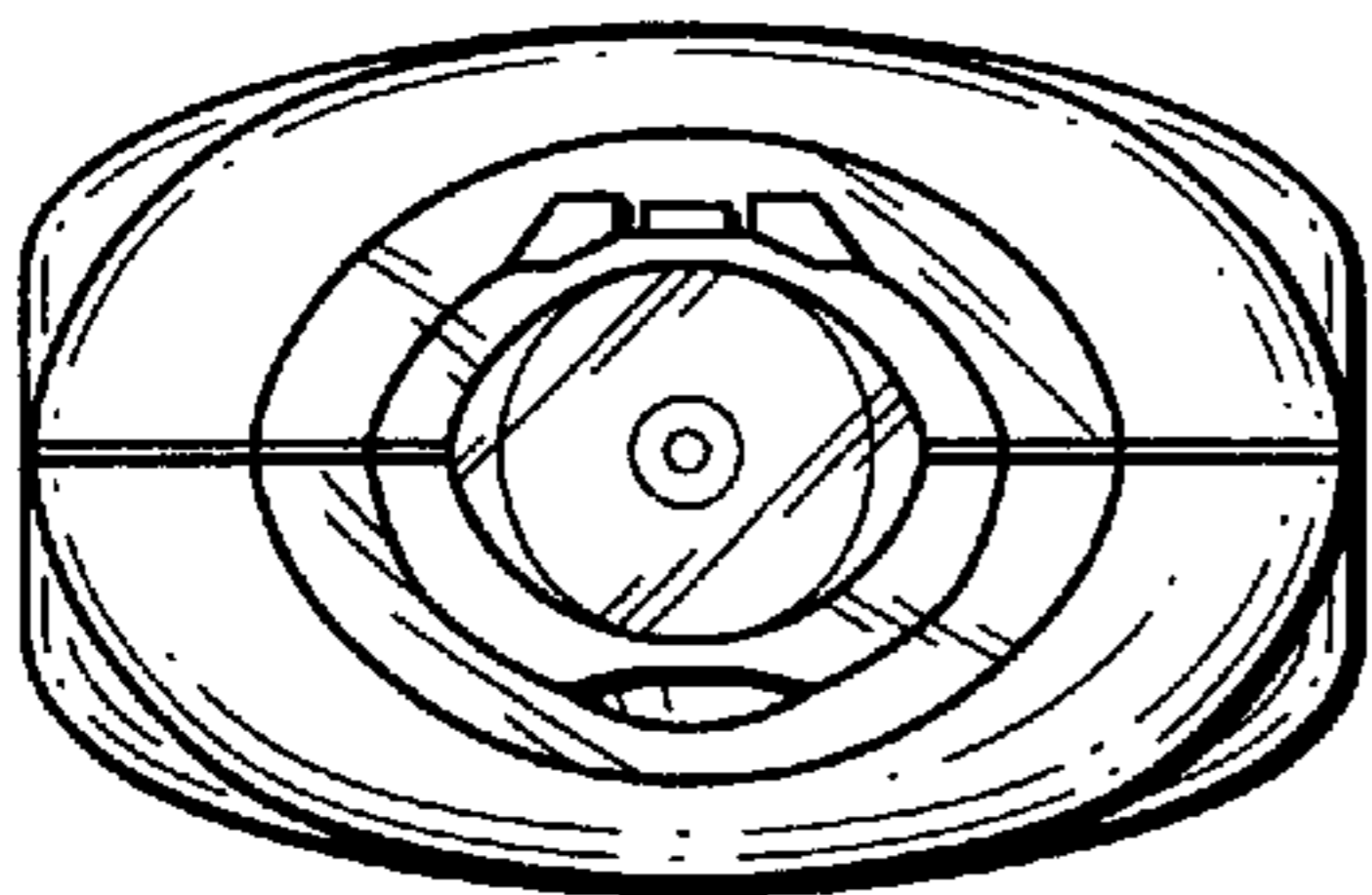


FIG. 5

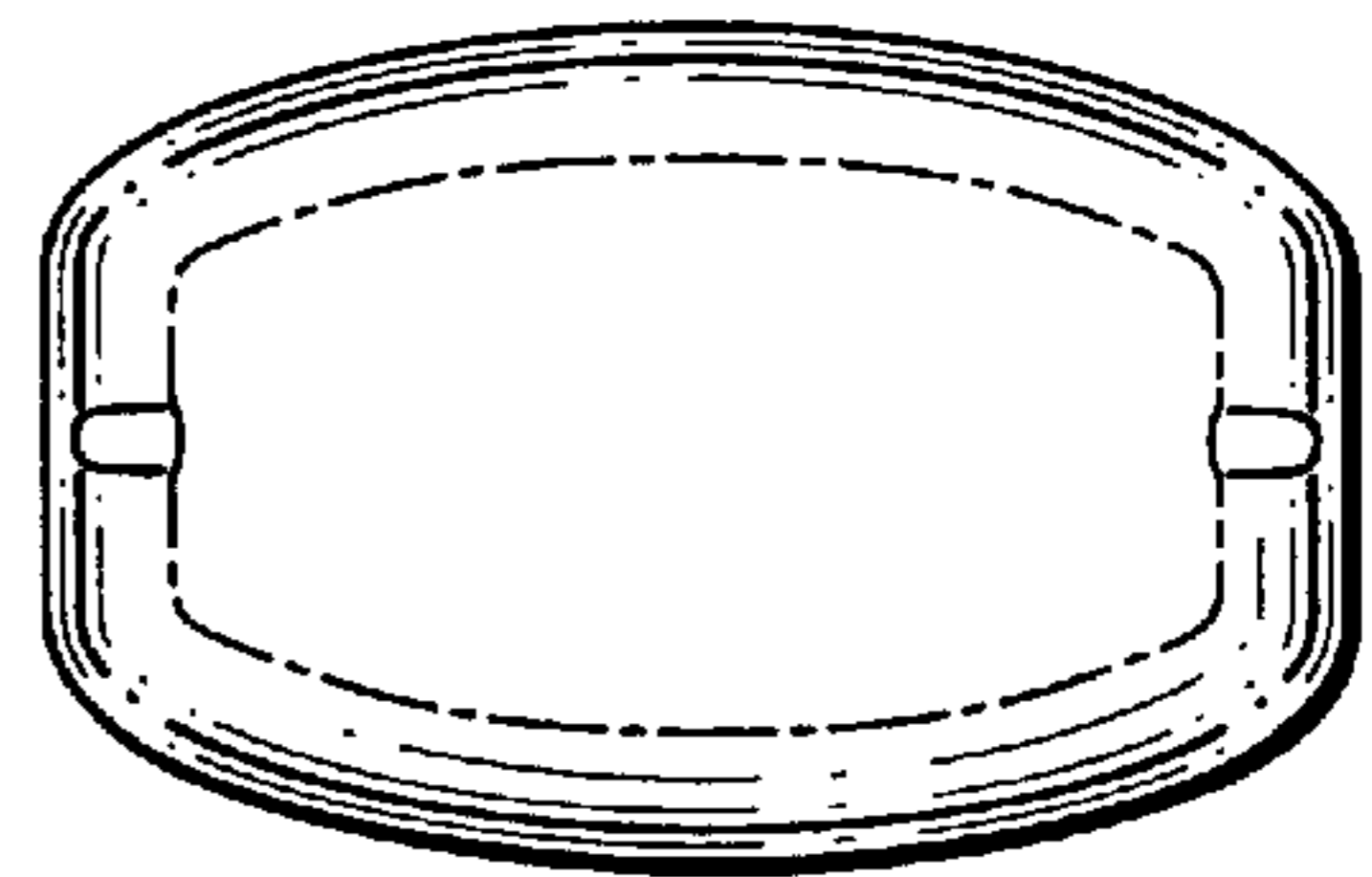


FIG. 6