



US00D481634S

(12) **United States Design Patent** (10) **Patent No.:** **US D481,634 S**
Legros (45) **Date of Patent:** **** Nov. 4, 2003**

(54) **BOTTLE**

(75) Inventor: **Fabrice Legros**, Asnieres (FR)

(73) Assignee: **Guerlain, S.A.**, Paris (FR)

(**) Term: **14 Years**

(21) Appl. No.: **29/131,972**

(22) Filed: **Oct. 31, 2000**

(30) **Foreign Application Priority Data**

Jun. 23, 2000 (FR) 00 3671

(51) **LOC (7) Cl.** **09-01**

(52) **U.S. Cl.** **D9/516; D9/544; D9/572;**
D9/574

(58) **Field of Search** D9/300, 504, 516,
D9/520, 530, 542, 544, 545, 546, 555,
448, 568, 571, 572, 573, 574; 215/381-385,
396, 398; D28/91.1

(56) **References Cited**

U.S. PATENT DOCUMENTS

- D69,486 S * 2/1926 Braun D9/545
- 1,887,298 A * 11/1932 Friedman 215/383
- D107,566 S * 12/1937 Vuilleminot D9/448
- D298,107 S * 10/1988 Amic D9/545 X
- D305,404 S * 1/1990 Perrin D9/544 X
- D338,157 S * 8/1993 Desgrippes D9/503
- D352,890 S * 11/1994 Weiss D9/300
- D355,602 S * 2/1995 Buettner et al. D9/545 X
- D375,686 S * 11/1996 Gray D9/544 X
- D411,443 S * 6/1999 Bakic D9/300 X
- D422,507 S * 4/2000 Luzzi et al. D9/544

OTHER PUBLICATIONS

The Art of Perfume, by C. M. Lefkowitz, Thames and Hudson, Inc., NY, © 1994, p. 71, middle right, #55 De Vigny, "Golliwog" lotion, first made in 1919.*

Perfume, Cologne, and Scent Bottles, by Jacqueline Y. Jones North, Schiffler Pub. Co., PA, © 1986, p. 68, middle left, #3.*

Perfume, Cologne, and Scent Bottles, by Jacqueline Y. Jones North, Schiffler Pub. Co., PA, © 1986, p. 104, top left, #82.*

Miniature Perfume Bottles, by Glinda Bowman, Schiffler Pub. Co., PA, © 1994, p. 14, bottom, "Michelle parfume by Balenciaga S. A. Paris, France".*

U.S. TM Registration No. 596,143 owned by Guerlain, Inc.
U.S. TM Registration No. 1,027,122 owned by Guerlain, Inc.

* cited by examiner

Primary Examiner—Ted Shooman

Assistant Examiner—Carol Rademaker

(74) *Attorney, Agent, or Firm*—Lawrence E. Apolzon;
Fross Zelnick Lehrman & Zissu

(57) **CLAIM**

The ornamental design for bottle, as shown and described.

DESCRIPTION

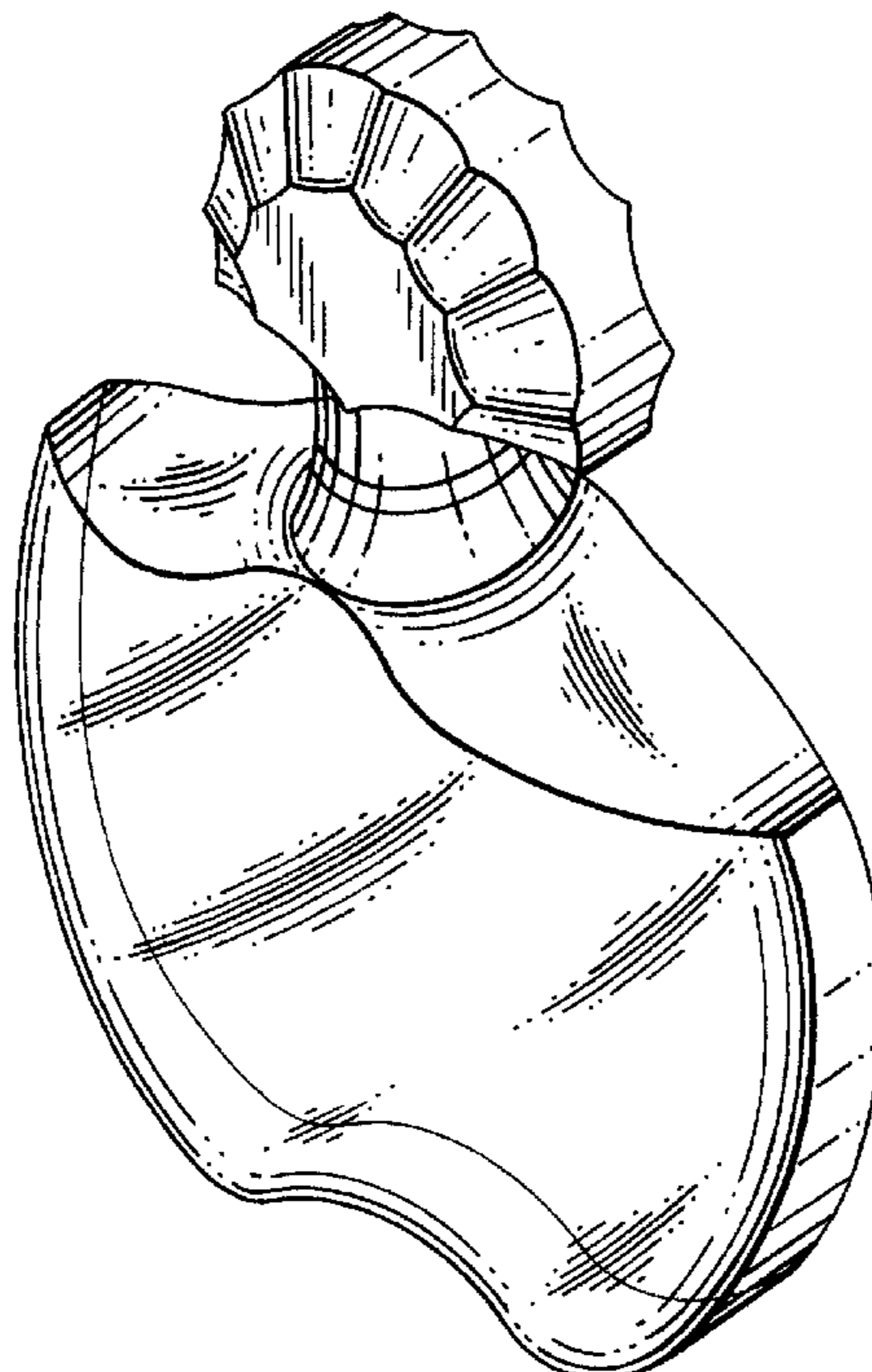
FIG. 1 is a front perspective view of the design;

FIG. 2 is a top view;

FIG. 3 is a front view; and

FIG. 4 is a side view.

1 Claim, 2 Drawing Sheets



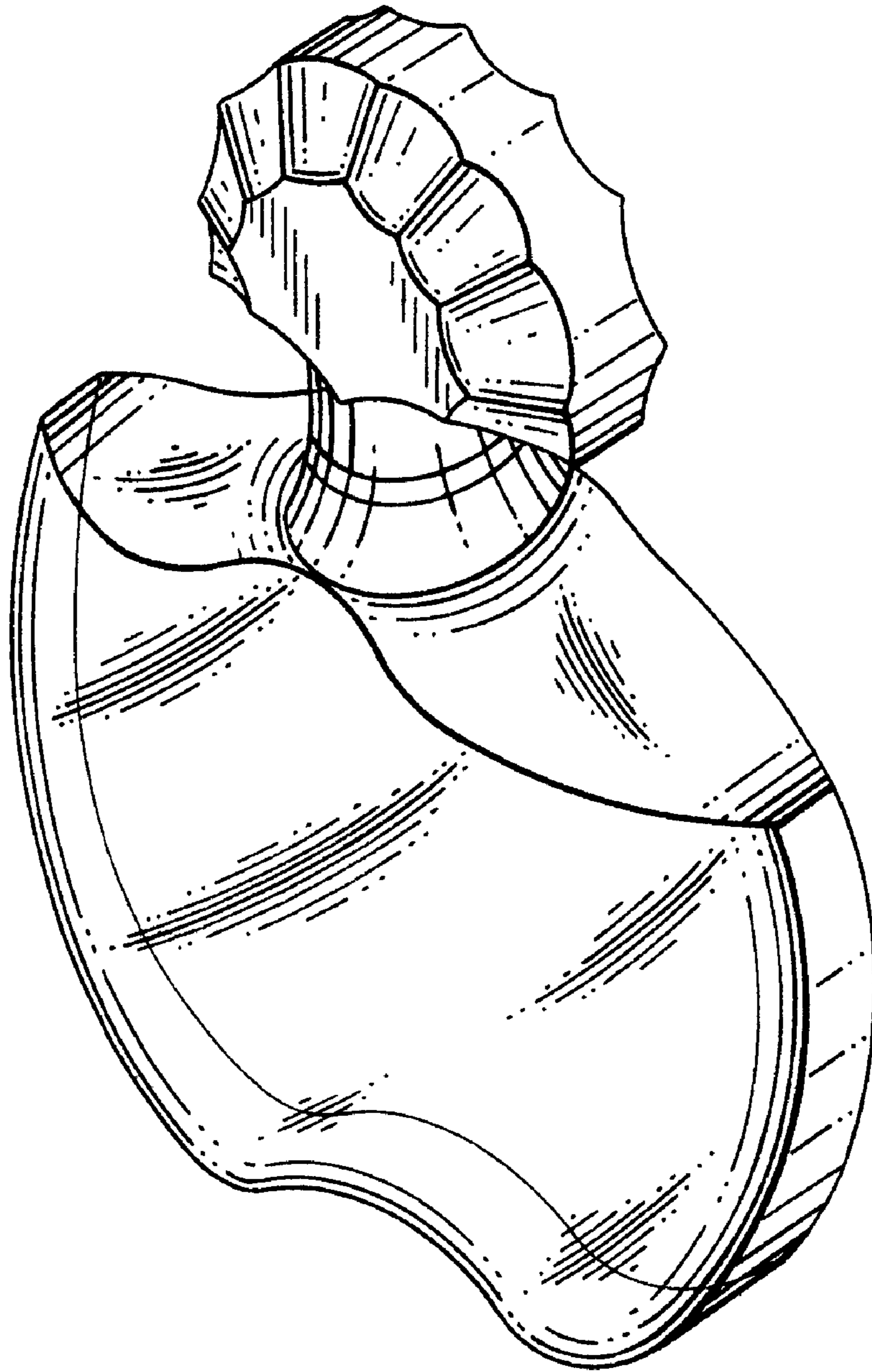


FIG. 1

FIG. 2


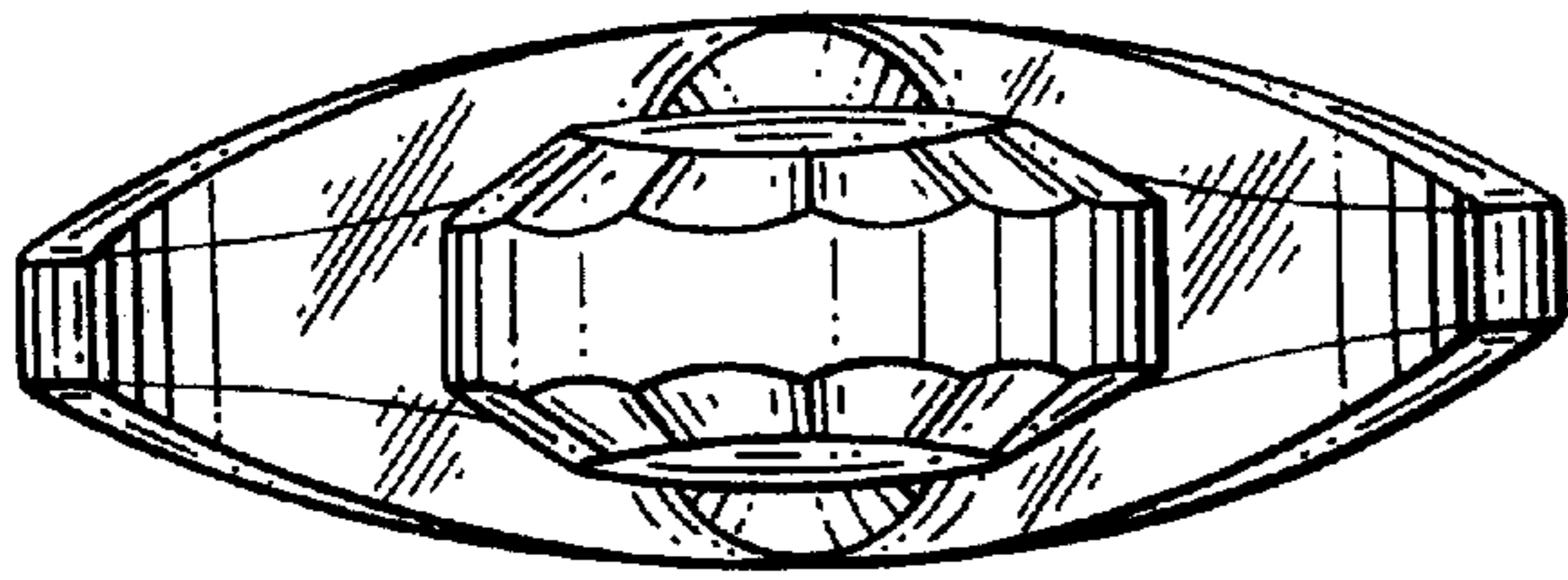


FIG. 3




FIG. 4