



US00D481624S

(12) **United States Design Patent**  
**Miskill**

(10) **Patent No.:** **US D481,624 S**

(45) **Date of Patent:** **\*\* Nov. 4, 2003**

(54) **FURNITURE SLIDE**

D407,303 S \* 3/1999 Engberg ..... D8/402  
D419,862 S \* 2/2000 Berger ..... D8/402

(75) Inventor: **Michael D. Miskill**, St. Joseph, MI  
(US)

\* cited by examiner

(73) Assignee: **Shepherd Hardware Products, LLC.**,  
Three Oaks, MI (US)

*Primary Examiner*—Brian N. Vinson  
(74) *Attorney, Agent, or Firm*—Barnes & Thornburg

(\*\*) Term: **14 Years**

(57) **CLAIM**

(21) Appl. No.: **29/168,973**

The ornamental design for a furniture slide, as shown and described.

(22) Filed: **Oct. 11, 2002**

**DESCRIPTION**

(51) **LOC (7) Cl.** ..... **08-07**

(52) **U.S. Cl.** ..... **D8/400**

(58) **Field of Search** ..... D8/400, 402, 403,  
D8/499; 16/82, 86; 428/178–183, 42.1,  
42.3, 40.1

FIG. 1 is a perspective view of the furniture slide showing the new design.

FIG. 2 is a side elevational view of the furniture slide with the other corresponding side view, and the front and back views being identical thereto.

FIG. 3 is a top plan view of the furniture slide; and,  
FIG. 4 is a bottom view of the furniture slide.

(56) **References Cited**

**U.S. PATENT DOCUMENTS**

D368,022 S \* 3/1996 Angle ..... D8/402

**1 Claim, 1 Drawing Sheet**

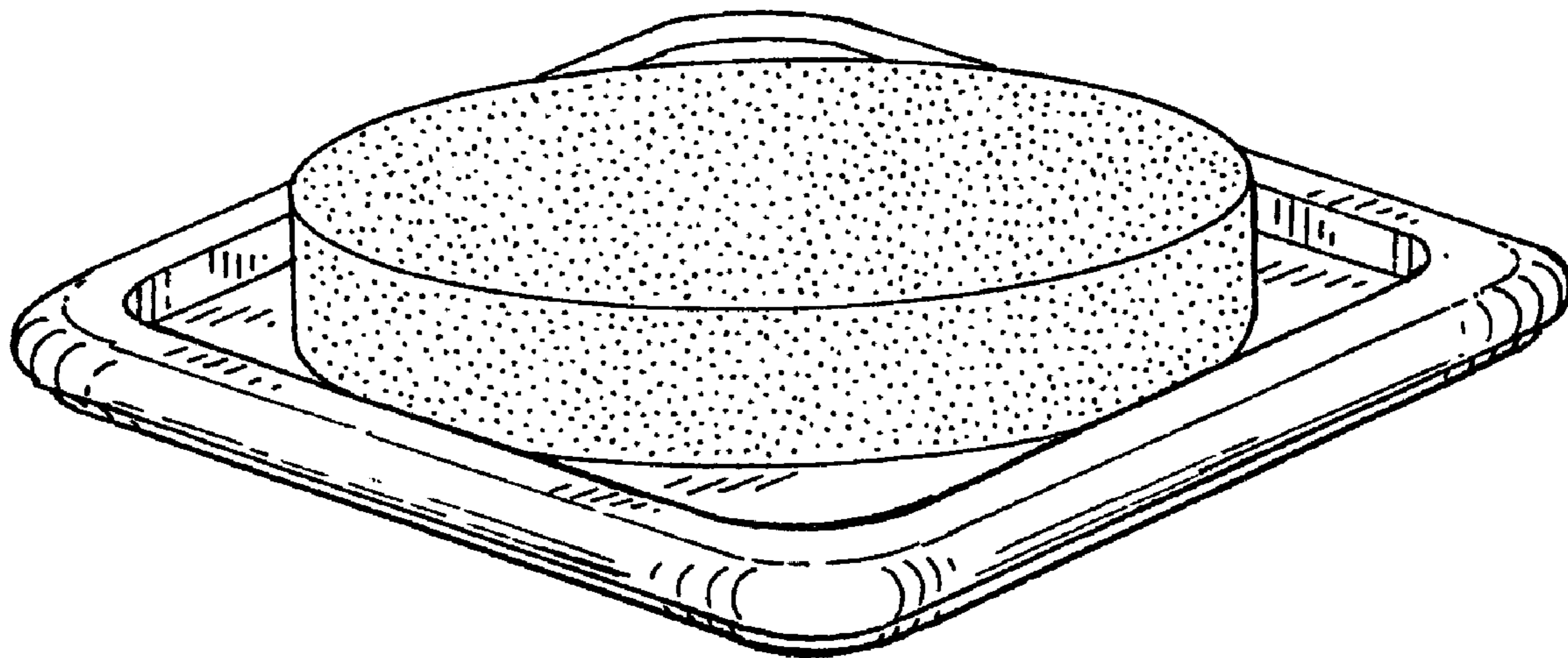


FIG. 1

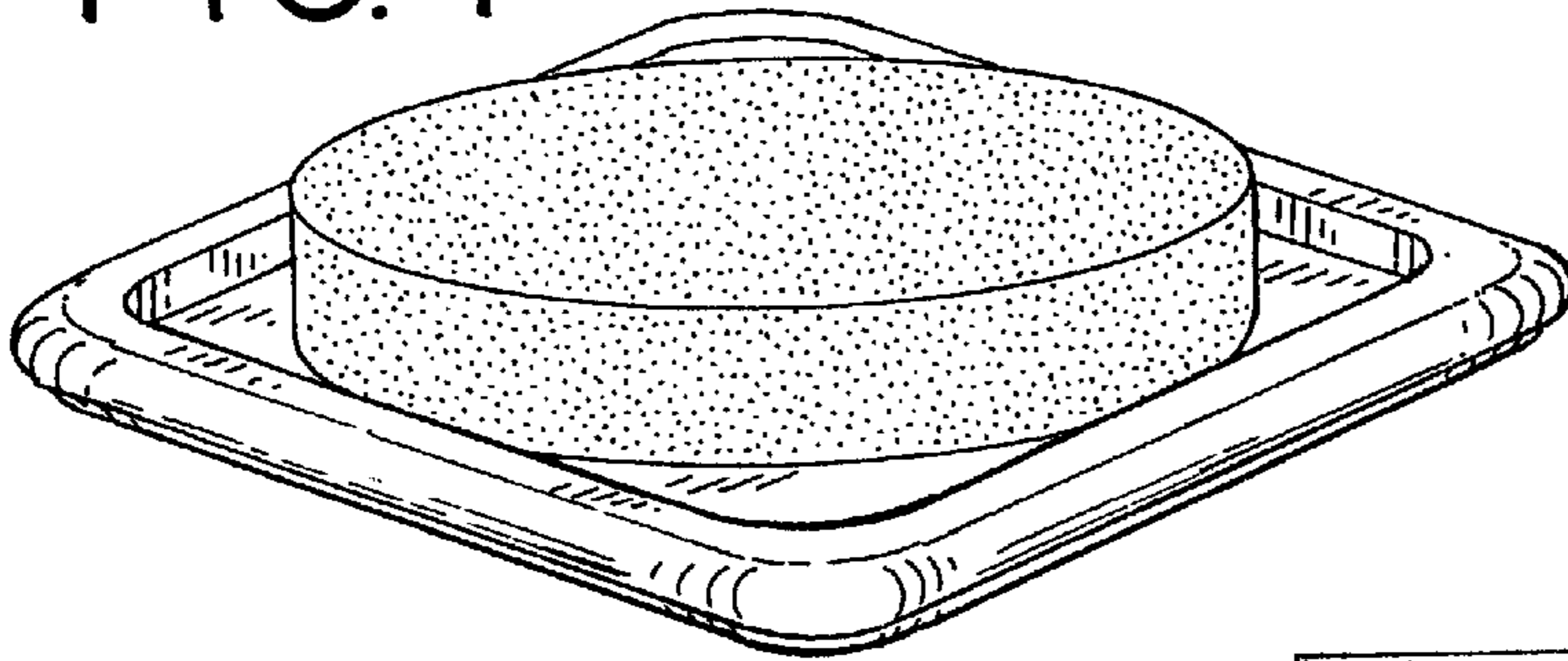


FIG. 2




FIG. 3

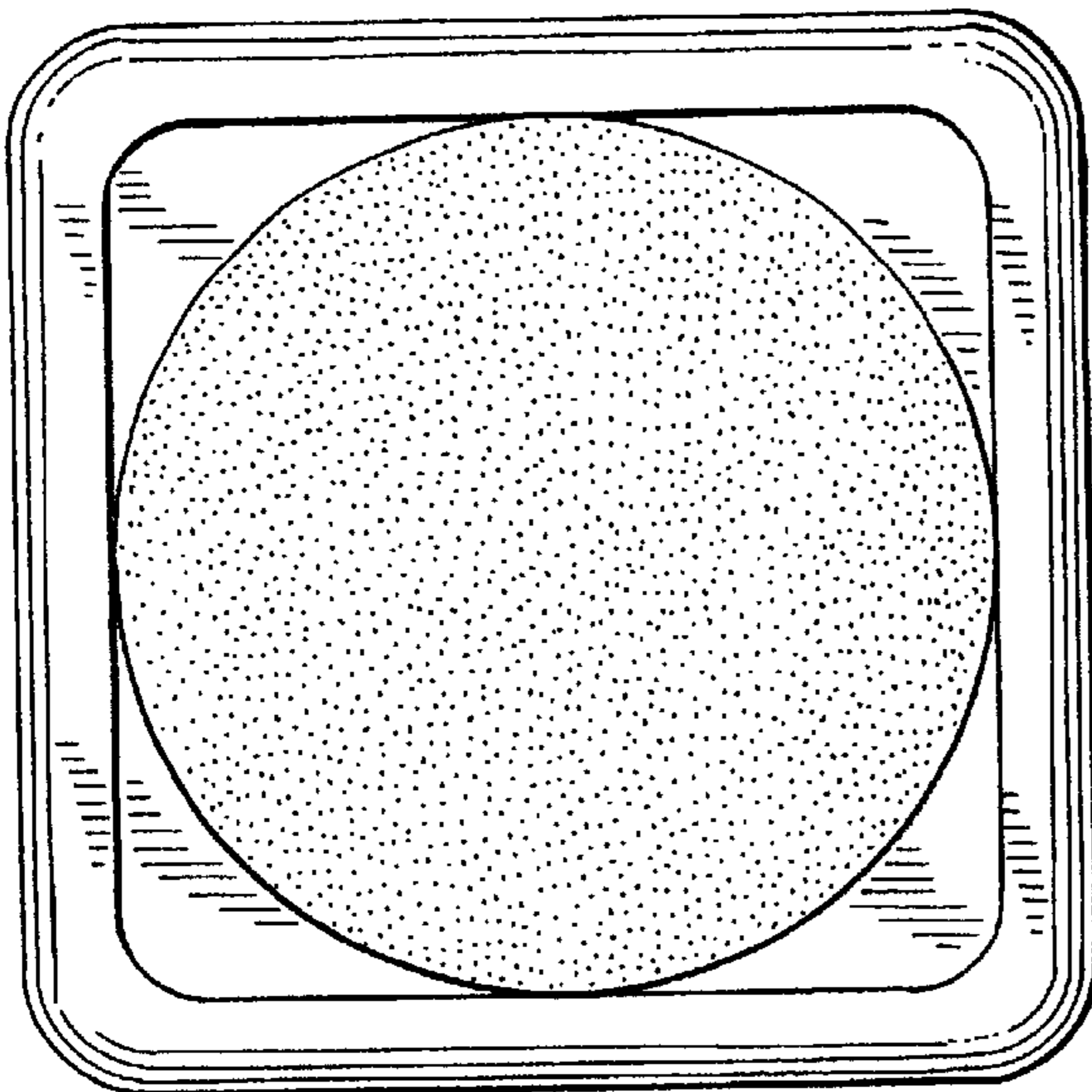


FIG. 4

