



US00D481596S

(12) **United States Design Patent**
Van Wambeke et al.

(10) **Patent No.:** **US D481,596 S**

(45) **Date of Patent:** **** Nov. 4, 2003**

(54) **VEGETATION TRIMMER GUARD**

(75) Inventors: **Weston J. Van Wambeke**,
Cockeysville, MD (US); **Ted Andrew**
Kimball, Oxford Station (CA); **Richard**
P. Rosa, Kingston (CA); **David S.**
Strong, Battersea (CA); **Marta J.**
Acuña, Baltimore, MD (US); **Philip T.**
Cassidy, Kemptville (CA)

(73) Assignee: **Black & Decker Inc.**, Newark, DE
(US)

(**) Term: **14 Years**

(21) Appl. No.: **29/161,736**

(22) Filed: **Jun. 4, 2002**

(51) **LOC (7) Cl.** **08-01**

(52) **U.S. Cl.** **D8/8**

(58) **Field of Search** D8/8, 9; 30/276,
30/DIG. 5; 56/12.7; 172/13, 14

(56) **References Cited**

U.S. PATENT DOCUMENTS

D251,699 S	5/1979	Averitt
4,188,719 A	2/1980	Hoff
4,651,422 A	3/1987	Everts
D301,009 S	5/1989	Pilatowicz et al.
4,860,451 A	8/1989	Pilatowicz et al.
D305,198 S	12/1989	White et al.
D307,860 S	5/1990	Ellis
D317,852 S	7/1991	Fujiwara et al.
D320,398 S	10/1991	Clivio
5,181,369 A	1/1993	Everts
D343,554 S	1/1994	Watanabe et al.

D349,220 S	8/1994	Griffin	
D349,221 S	8/1994	Griffin	
D354,892 S	1/1995	Griffin	
D361,701 S	8/1995	Pink	
D367,595 S	3/1996	Dahlberg et al.	
D368,005 S	3/1996	Lemcke	
D369,071 S	4/1996	Tuggle et al.	
D382,450 S	8/1997	Meisner et al.	
D382,779 S	8/1997	Meisner et al.	
D382,780 S	8/1997	Meisner et al.	
5,867,911 A	2/1999	Yates et al.	
D417,371 S	* 12/1999	Searle et al.	D8/8
6,052,976 A	* 4/2000	Cellini et al.	56/12.7
D463,230 S	* 9/2002	Robson	D8/8

* cited by examiner

Primary Examiner—Robin V. Taylor

(74) *Attorney, Agent, or Firm*—Harness, Dickey & Pierce,
P.L.C.

(57) **CLAIM**

The ornamental design for vegetation trimmer guard, as shown and described.

DESCRIPTION

FIG. 1 is a perspective view of the guard of the present invention;

FIG. 2 is a right side view of the guard;

FIG. 3 is a front view of the guard;

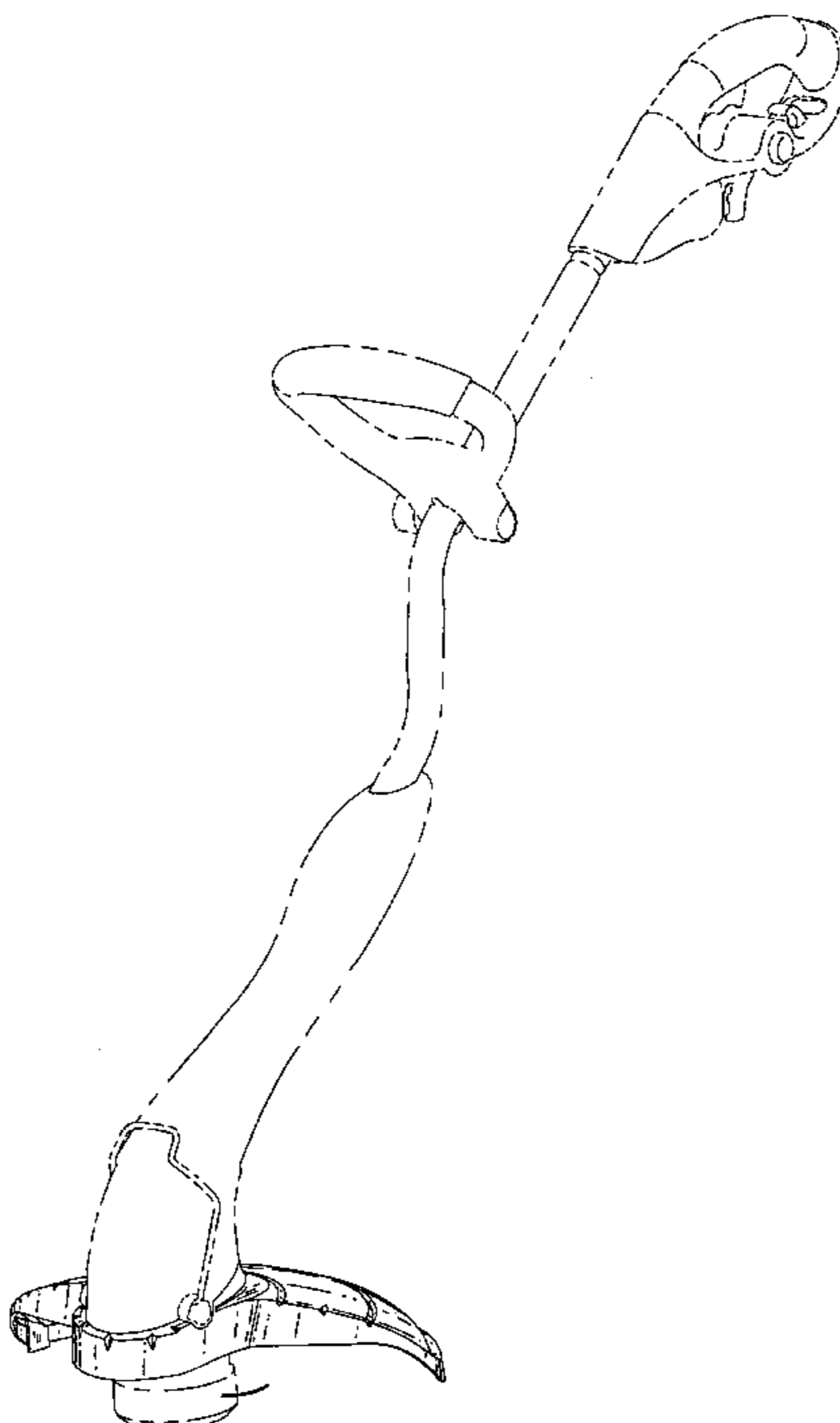
FIG. 4 is a rear view of the guard; and,

FIG. 5 is a top view of the guard.

The guard is not viewed from the bottom during use and therefore a bottom view has not been presented.

The broken line showing is for illustrative purposes only and forms no part of the claimed design.

1 Claim, 3 Drawing Sheets



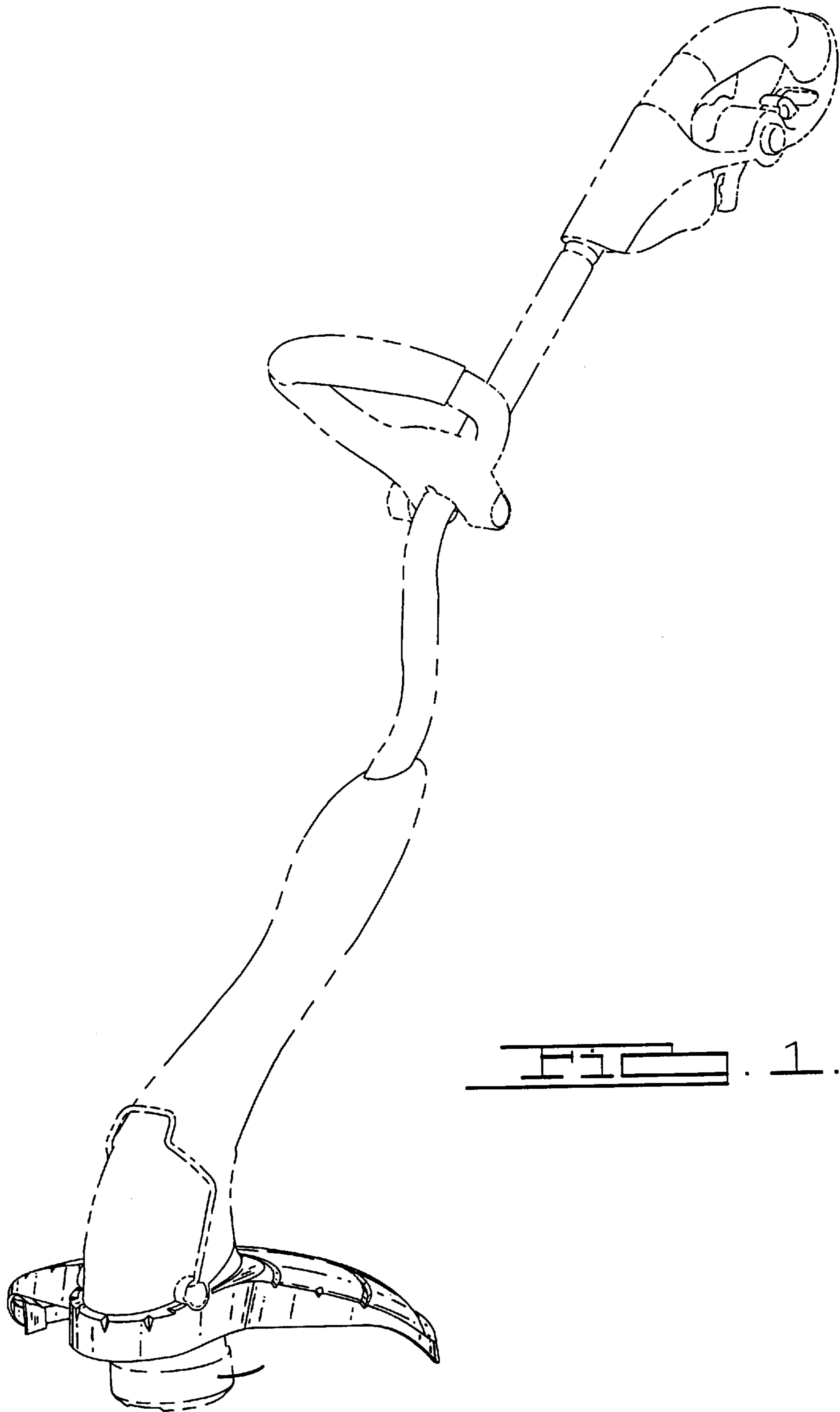


FIG. 1.

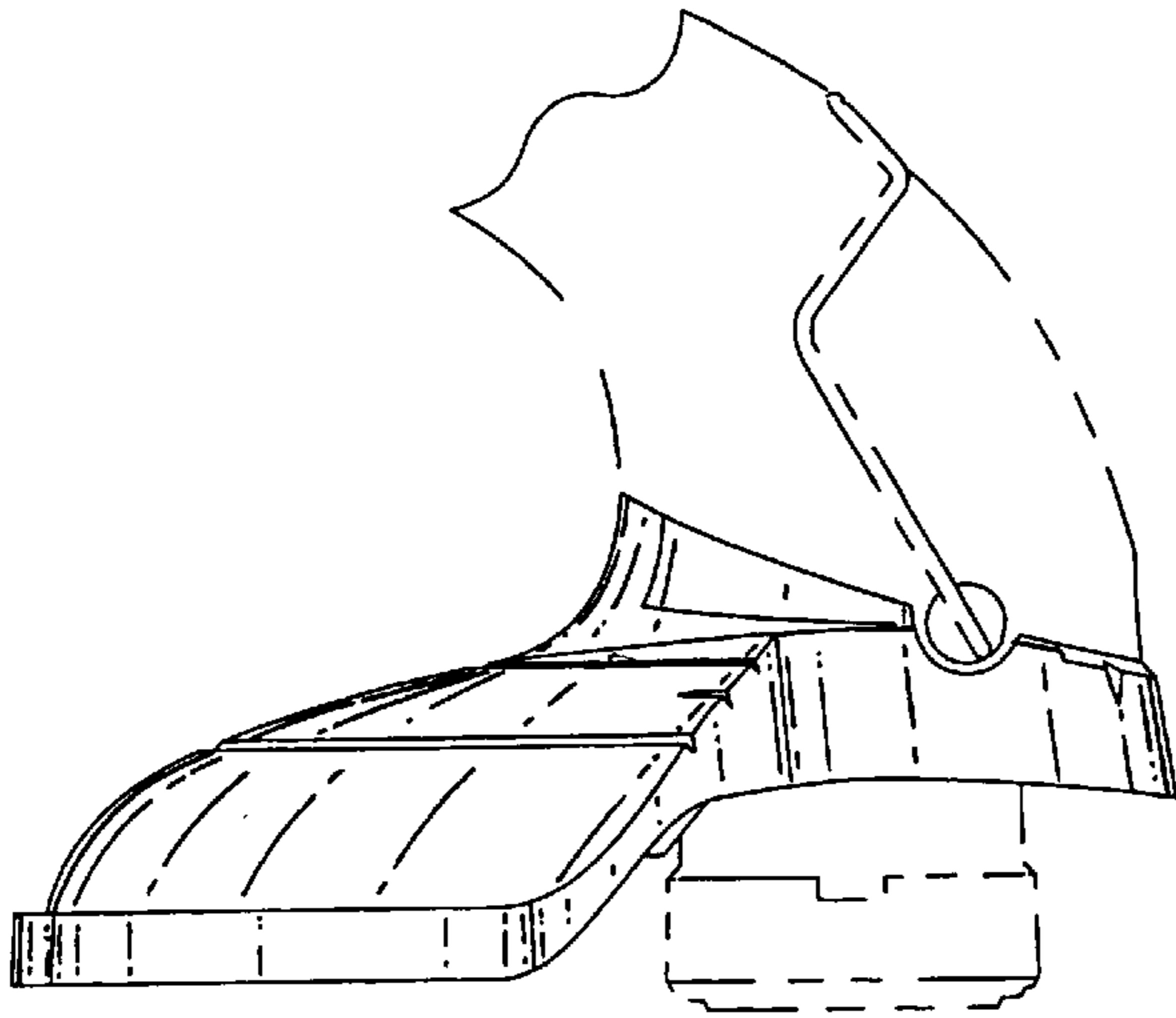


FIG. 2.

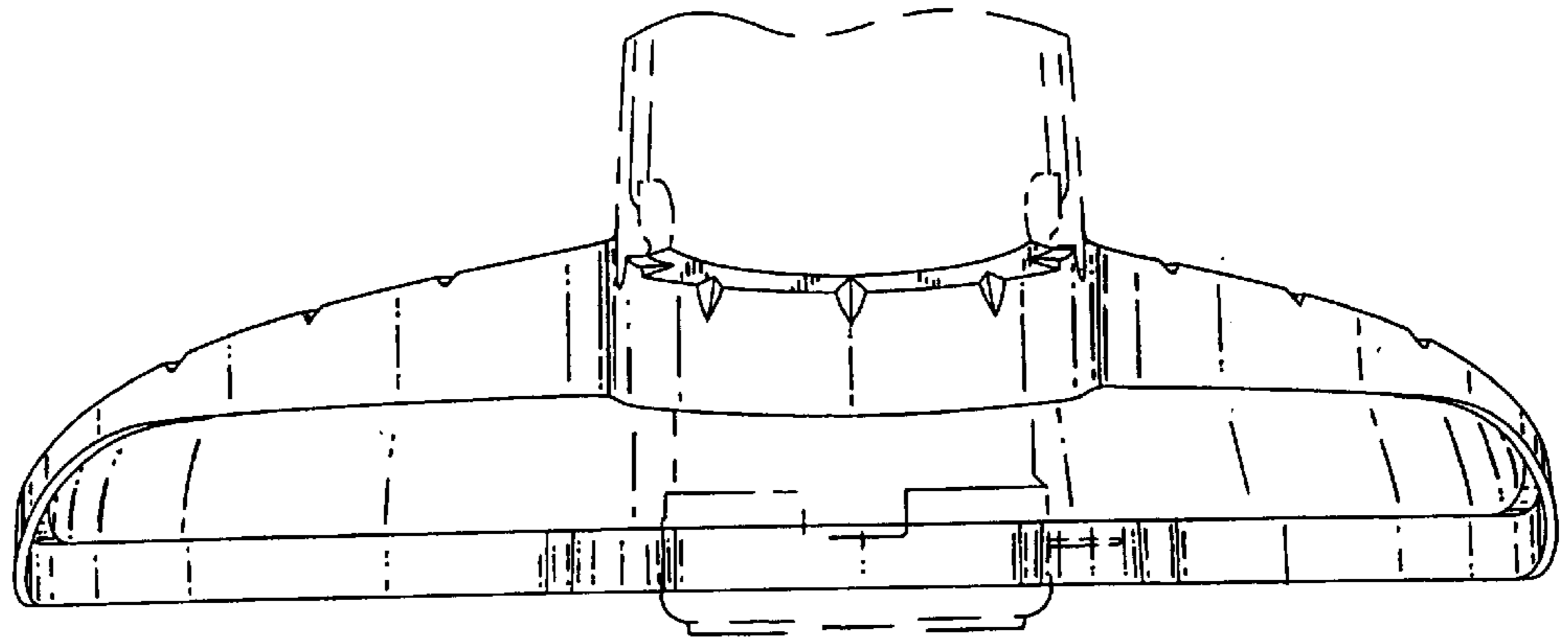


FIG. 3.




FIG. 4.

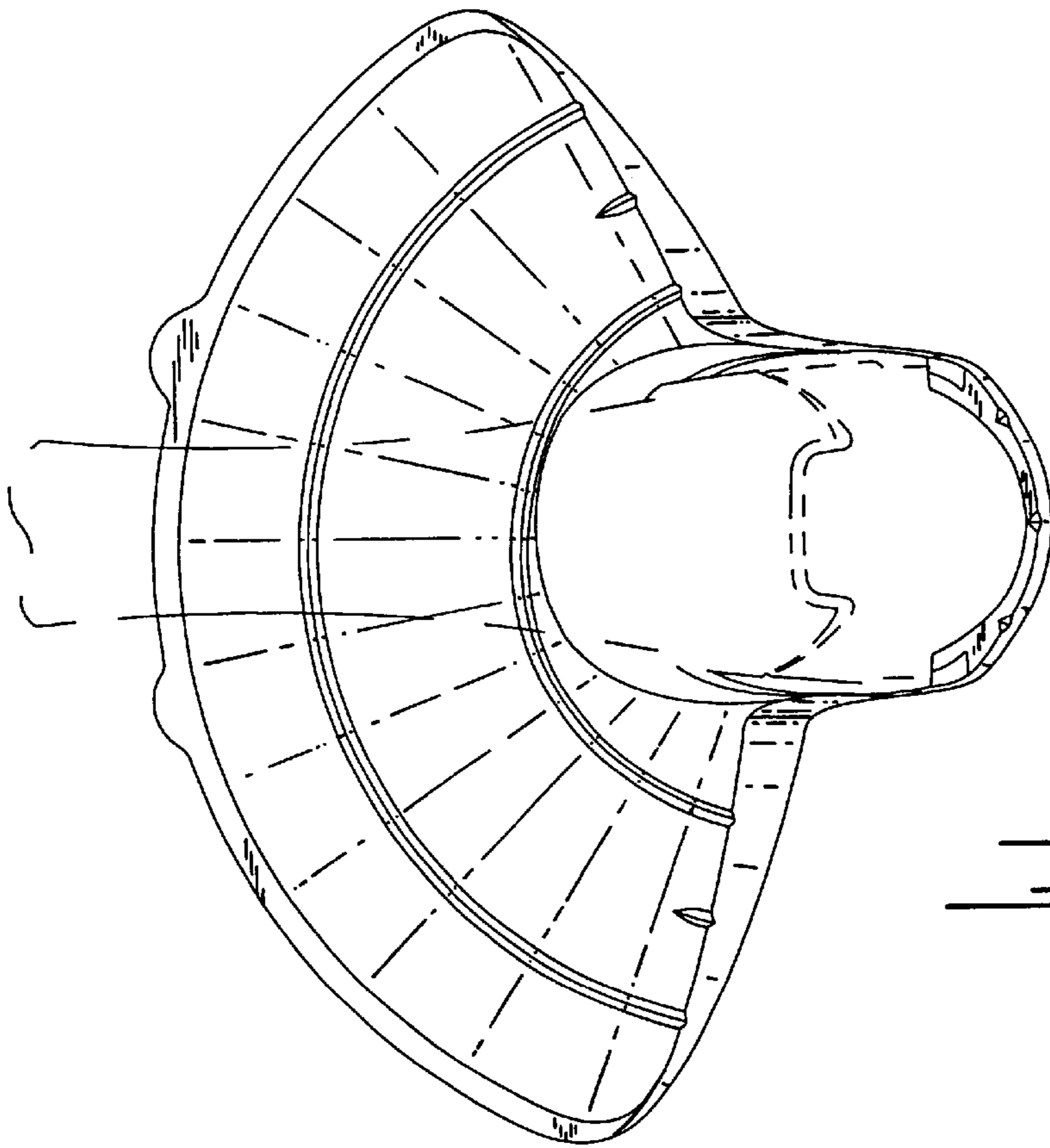


FIG. 5.