



US00D481587S

(12) **United States Design Patent**
Harris et al.

(10) **Patent No.:** **US D481,587 S**

(45) **Date of Patent:** **** Nov. 4, 2003**

(54) **BARBEQUE TOOL UTENSIL HANDLE**

(75) Inventors: **David Harris**, Nashua, NH (US); **Rudy Woodard**, Nashua, NH (US); **Bill Curren**, Nashua, NH (US)

(73) Assignee: **Brookstone Company, Inc.**, Nashua, NH (US)

(**) Term: **14 Years**

(21) Appl. No.: **29/166,258**

(22) Filed: **Aug. 23, 2002**

(51) **LOC (7) Cl.** **07-02**

(52) **U.S. Cl.** **D7/395**

(58) **Field of Search** D7/393, 395, 401.2, D7/681-696, 642-664; 16/110.1, 430, 431, 436, 441, 444; D8/107

(56) **References Cited**

U.S. PATENT DOCUMENTS

D178,453 S * 8/1956 Jorge D7/649

D211,681 S * 7/1968 Hopcraft D7/652
D398,814 S * 9/1998 Stokes D7/401.2
D413,232 S * 8/1999 Conner D7/649

* cited by examiner

Primary Examiner—Terry A. Wallace

(74) *Attorney, Agent, or Firm*—Hayes Soloway P.C.

(57) **CLAIM**

The ornamental design for a barbeque tool utensil handle, as shown and described.

DESCRIPTION

FIG. 1 is a left-side elevational view of the barbeque tool utensil handle showing our new design, the right-side being a mirror image;

FIG. 2 is a top plan view of the handle of FIG. 1;

FIG. 3 is a bottom plan view of the handle of FIG. 1;

FIG. 4 is a front-end view of the handle of FIG. 1; and,

FIG. 5 is a rear-end view of the handle of FIG. 1.

The broken lines are for illustrative purposes only and form no part of the claimed design.

1 Claim, 4 Drawing Sheets

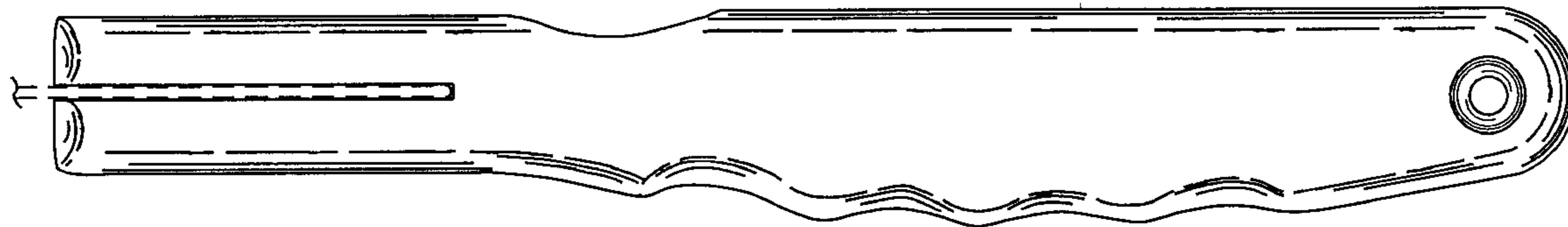


FIG. 1

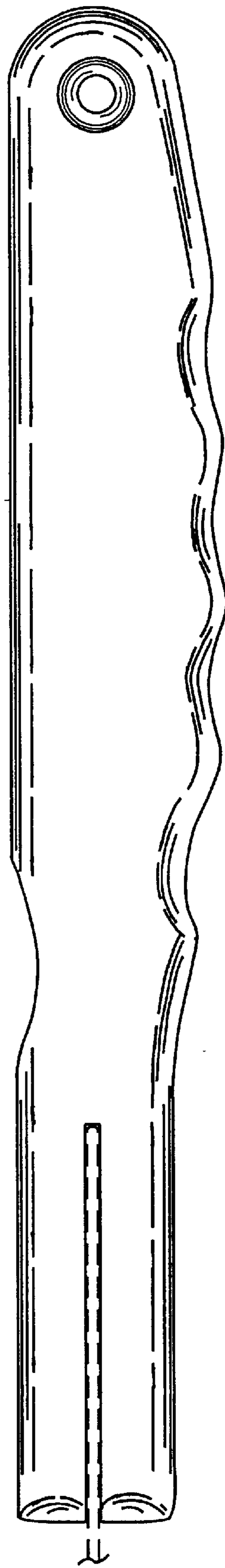


FIG. 2




FIG. 3

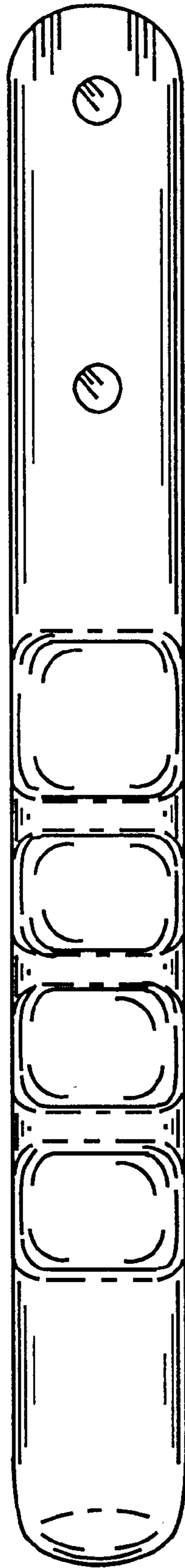


FIG. 4

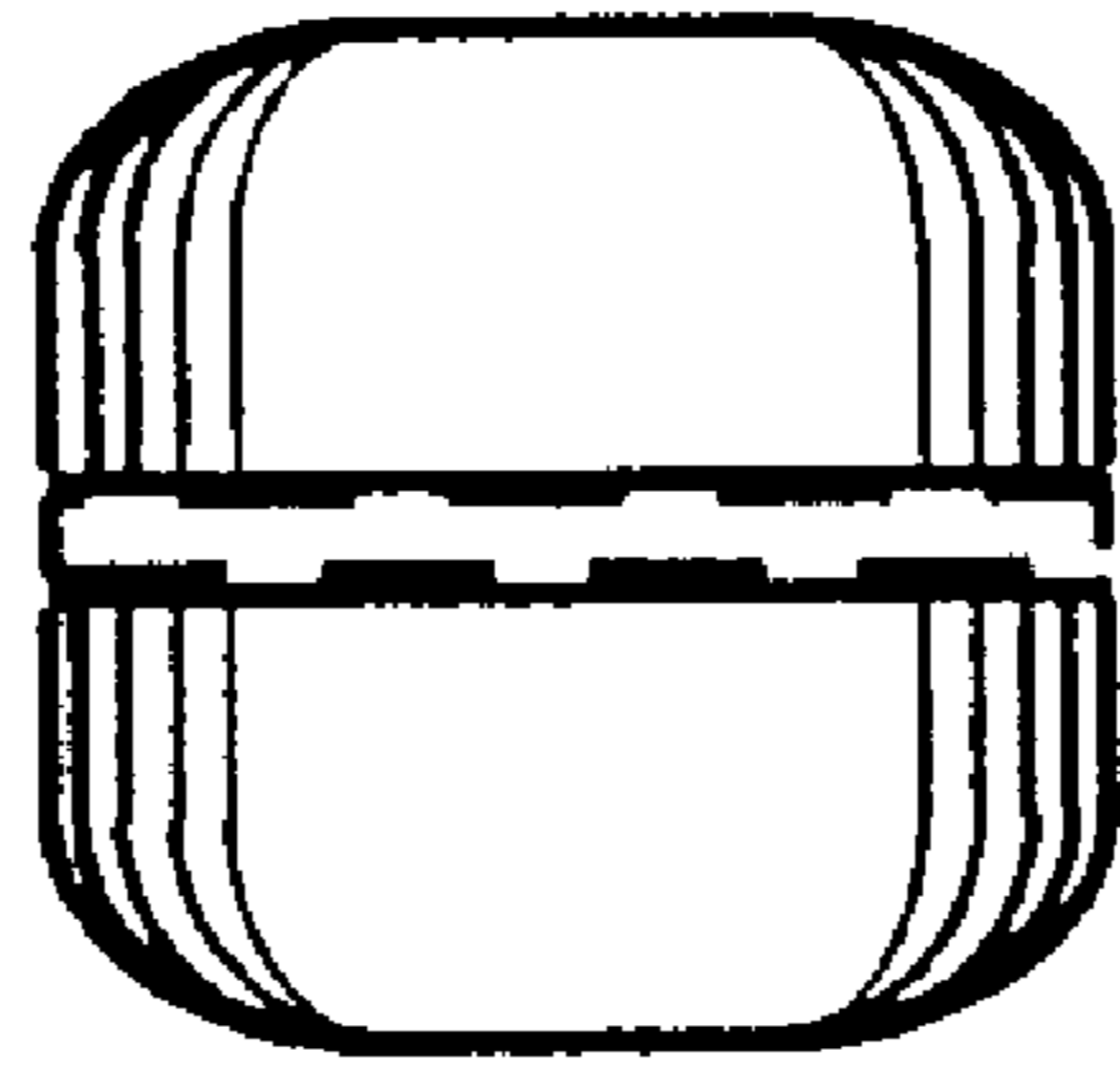


FIG. 5

