



US00D481576S

(12) **United States Design Patent**
Robbins, III

(10) **Patent No.:** **US D481,576 S**

(45) **Date of Patent:** **** Nov. 4, 2003**

(54) **CLEATED CARPET-ENGAGING SURFACE**

(76) Inventor: **Edward S. Robbins, III**, 128
Hazelwood La., Florence, AL (US)
35630

(**) Term: **14 Years**

(21) Appl. No.: **29/149,283**

(22) Filed: **Oct. 5, 2001**

(51) **LOC (7) Cl.** **06-11**

(52) **U.S. Cl.** **D6/582**

(58) **Field of Search** D6/582, 583, 587;
428/106, 83, 85, 95; 296/97.23

(56) **References Cited**

U.S. PATENT DOCUMENTS

3,333,805 A	8/1967	Marshall	248/188.9
3,559,231 A	2/1971	Hill	16/4
3,562,086 A	2/1971	Kantor	428/95
3,801,424 A	4/1974	Robbins, Jr.	428/43
3,927,443 A	12/1975	Brumlik	24/449
4,097,628 A	6/1978	Cheris et al.	428/43
4,340,633 A	7/1982	Robbins, Jr.	428/99
4,692,364 A	9/1987	Altus	428/85
4,900,606 A	2/1990	Sakaki	428/99
4,998,319 A	3/1991	Ford	16/8
5,154,961 A	10/1992	Reuben	428/82
5,170,526 A *	12/1992	Murray	15/215
5,171,619 A	12/1992	Reuben	428/95
5,204,159 A	4/1993	Tan	428/143
5,362,544 A	11/1994	Reuben	428/82
D358,520 S *	5/1995	Yamanaka	D6/583
5,753,336 A	5/1998	Stull	428/86
5,891,546 A	4/1999	Sherman	428/88
5,932,317 A *	8/1999	Kerr	428/192
5,979,024 A	11/1999	Renwick	24/442
6,027,782 A	2/2000	Sherman	428/88
6,061,881 A	5/2000	Takizawa et al.	24/446

6,238,765 B1 5/2001 Bailey et al. 428/95
6,432,505 B1 * 8/2002 Sweenie et al. 428/92

* cited by examiner

Primary Examiner—Robin V. Taylor

(74) *Attorney, Agent, or Firm*—Brinks Hofer Gilson & Lione

(57) **CLAIM**

I claim the ornamental design for a cleated carpet-engaging surface, as shown and described.

DESCRIPTION

FIG. 1 is a perspective view of a first embodiment of a cleated carpet-engaging surface according to my new design, the bottom portion shown in phantom lines and forming no part of the claimed design.

FIG. 2 is a plan view of the cleated carpet-engaging surface shown in FIG. 1.

FIG. 3 is a side elevation view of the cleated carpet-engaging surface shown in FIG. 1, the view from all sides being identical.

FIG. 4 is a plan view of a second embodiment of a cleated carpet-engaging surface, the bottom portion being phantom lines and forming no part of the claimed design.

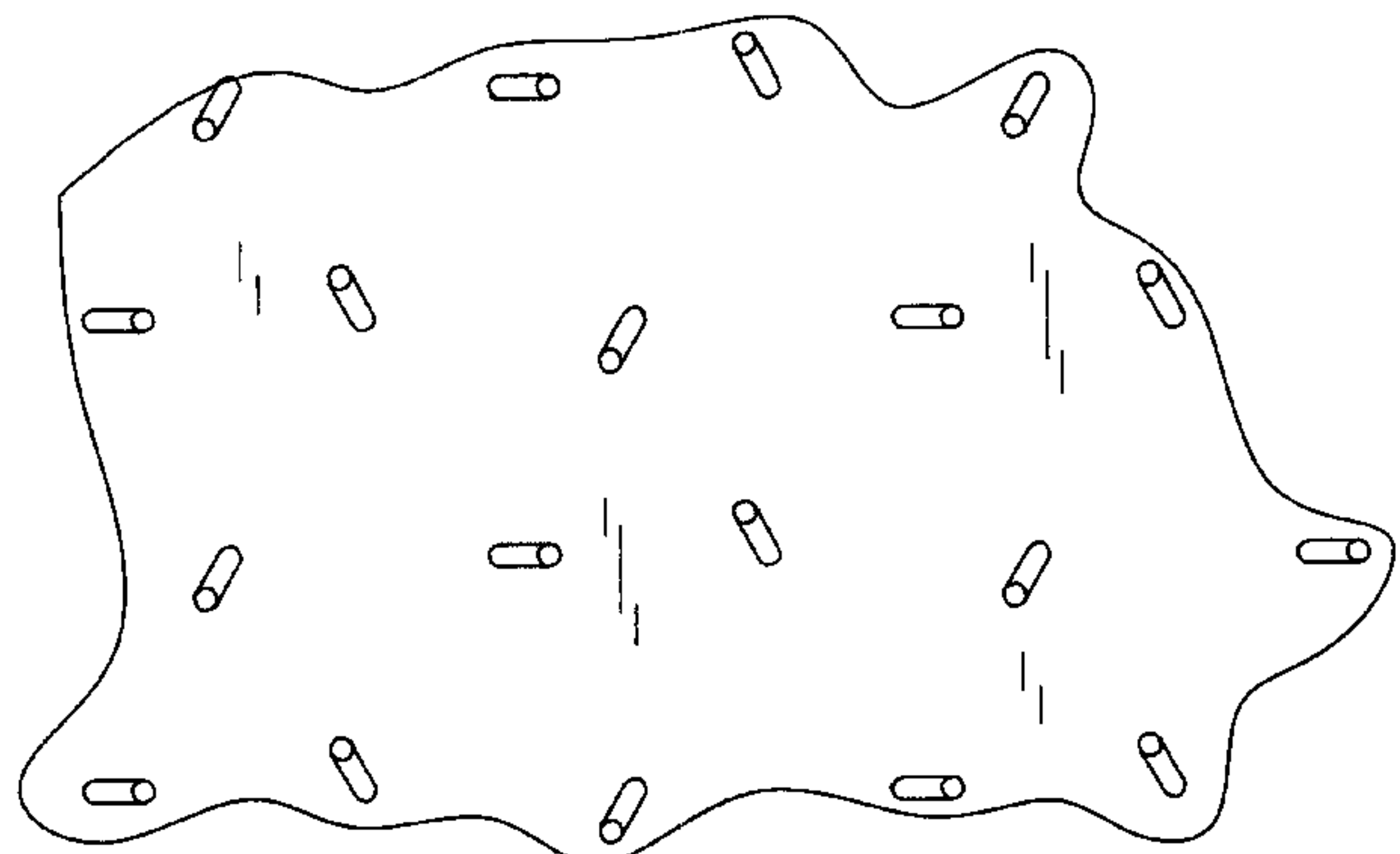
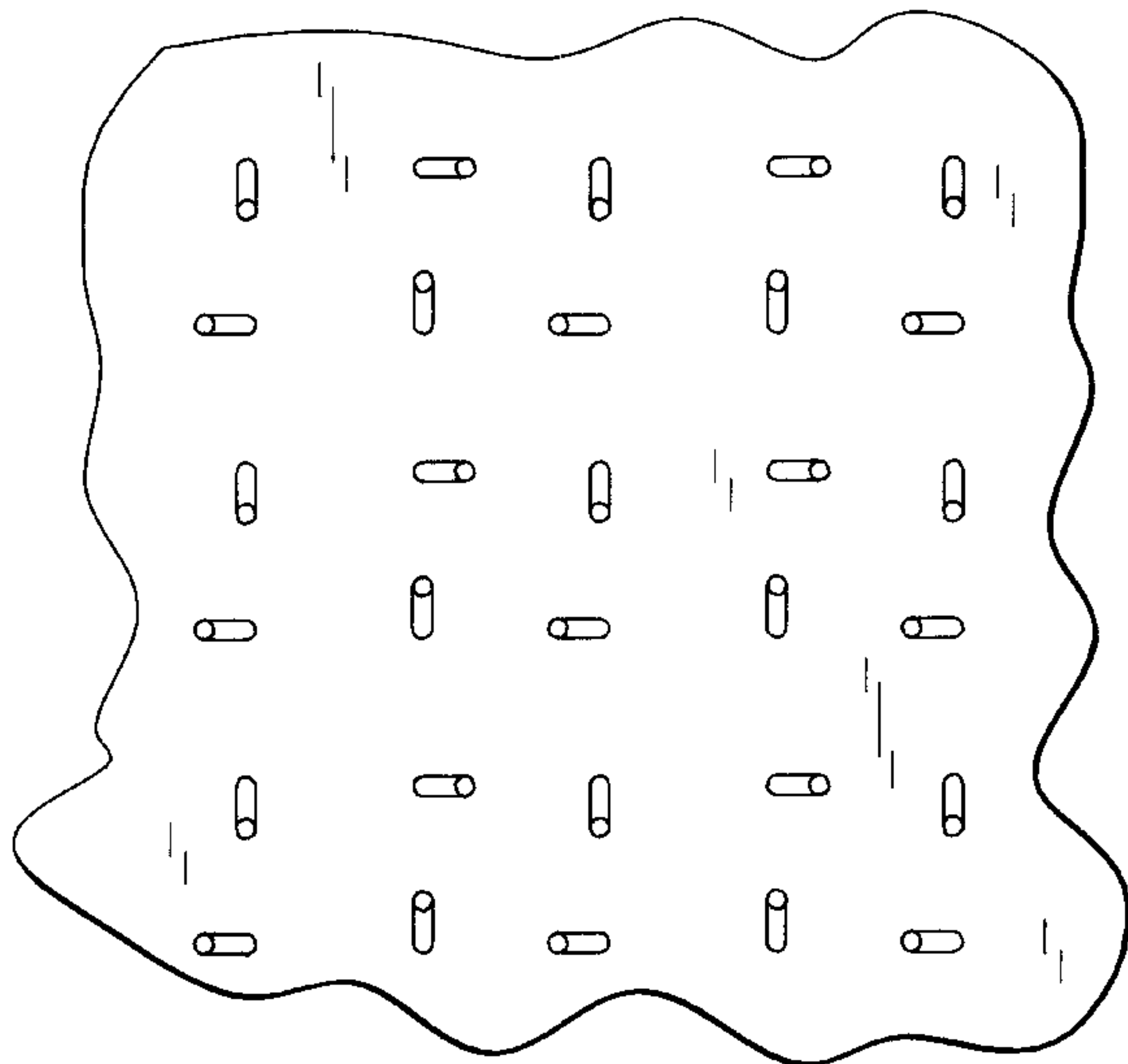
FIG. 5 is a side elevation view of the cleated carpet-engaging surface shown in FIG. 4 as viewed from the bottom of FIG. 4.

FIG. 6 is a side elevation view of the cleated carpet-engaging surface shown in FIG. 4 as viewed from the right side of FIG. 4.

FIG. 7 is a side elevation view of the cleated carpet-engaging surface shown in FIG. 4 as viewed from the top of FIG. 4; and,

FIG. 8 is a side elevation view of the cleated carpet-engaging surface shown in FIG. 4 as viewed from the left side of FIG. 4.

1 Claim, 3 Drawing Sheets



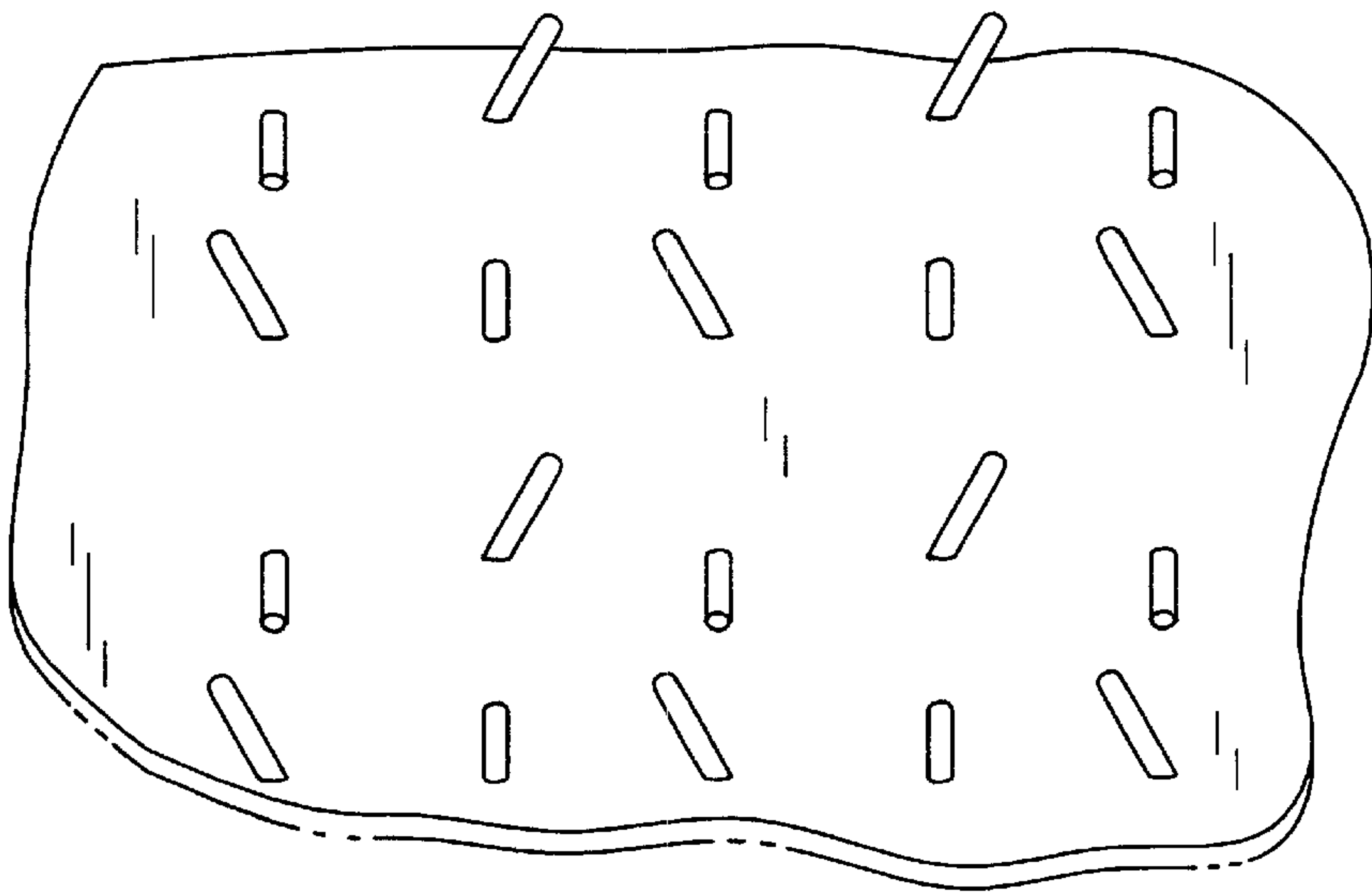


FIG. 1

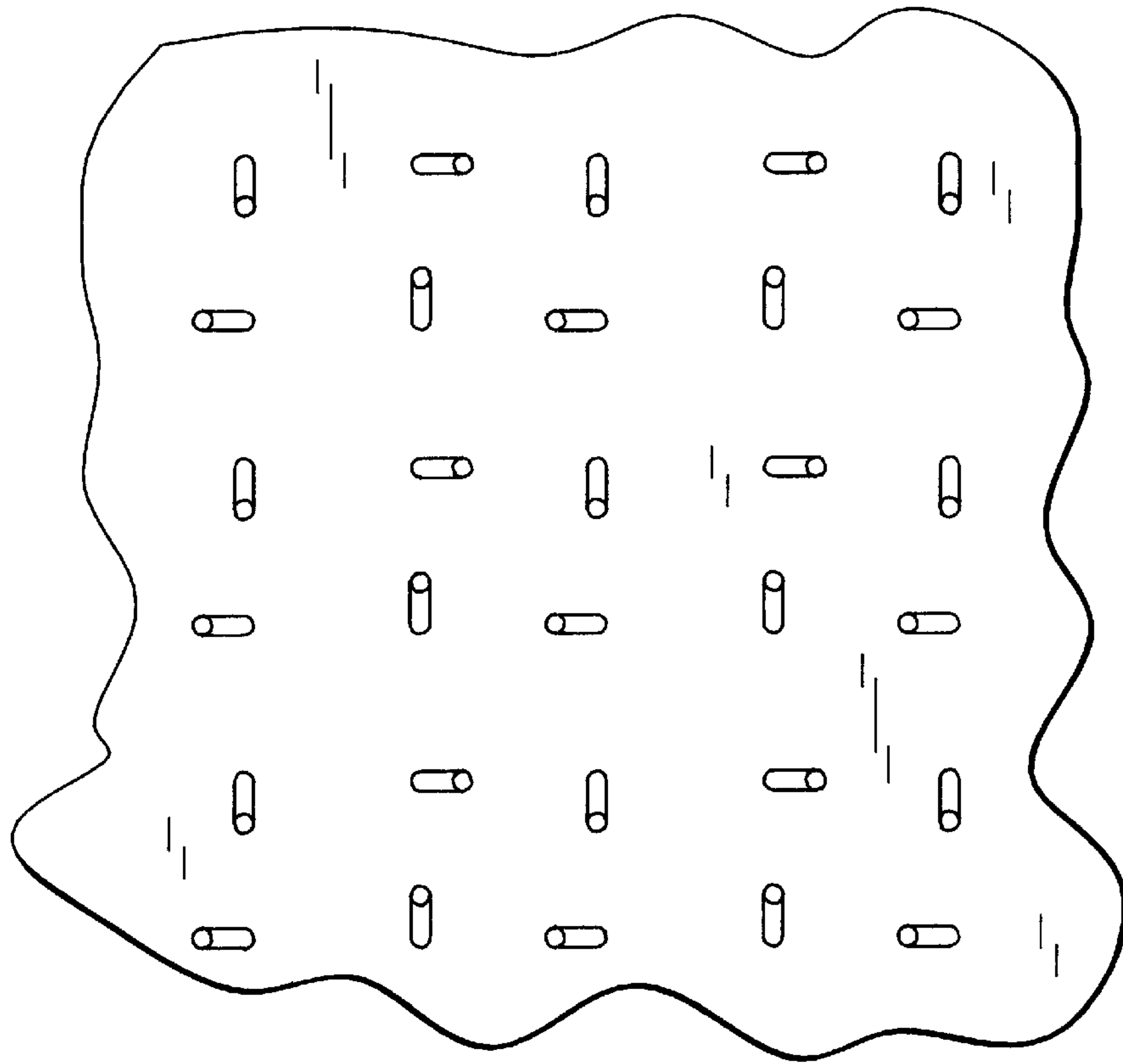


FIG. 2

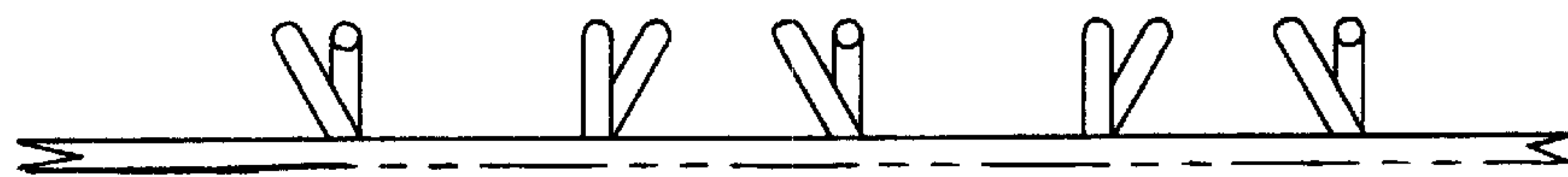


FIG. 3

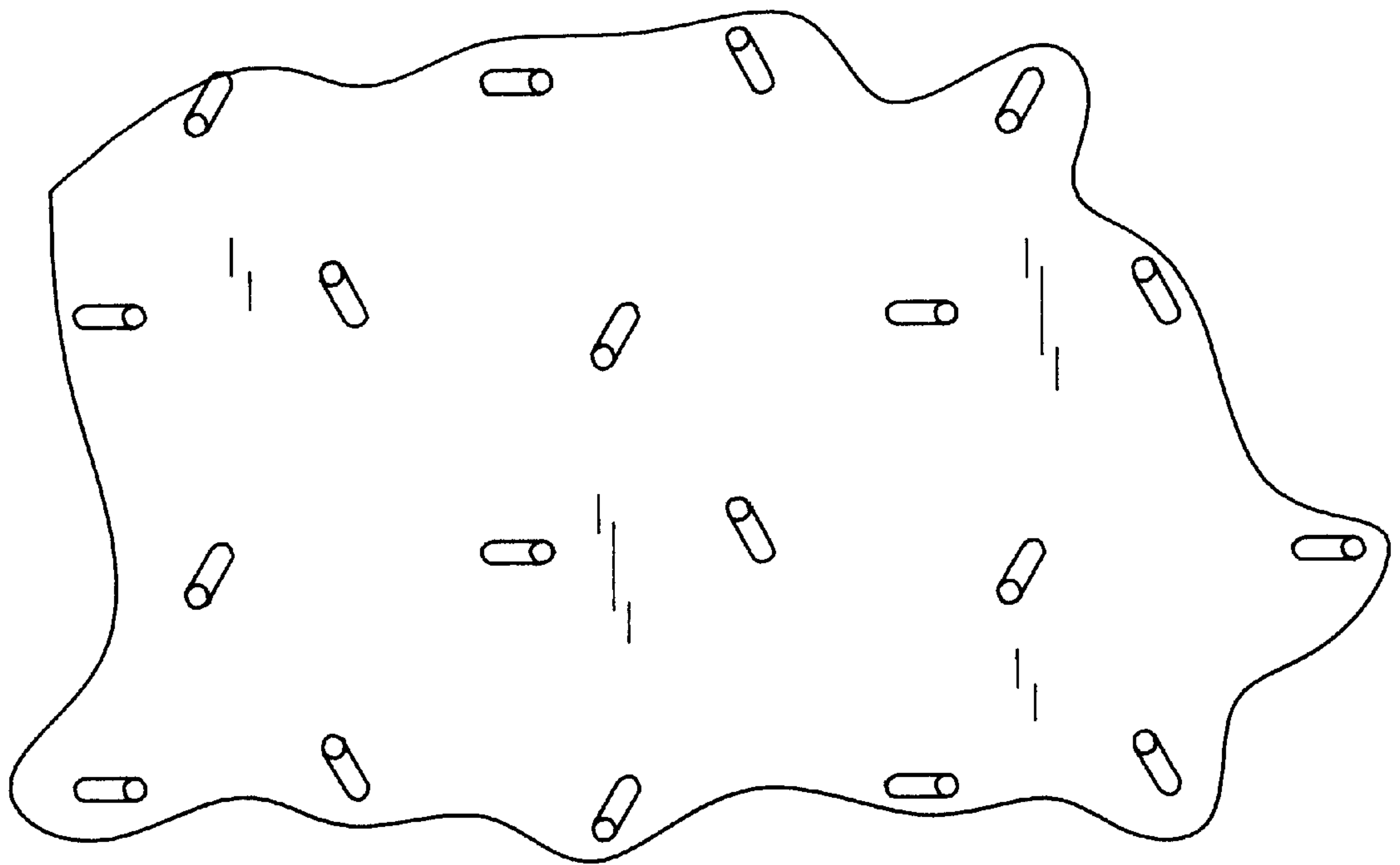


FIG. 4

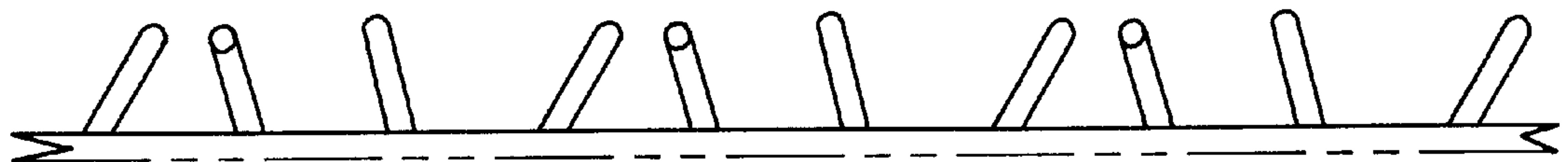


FIG. 5

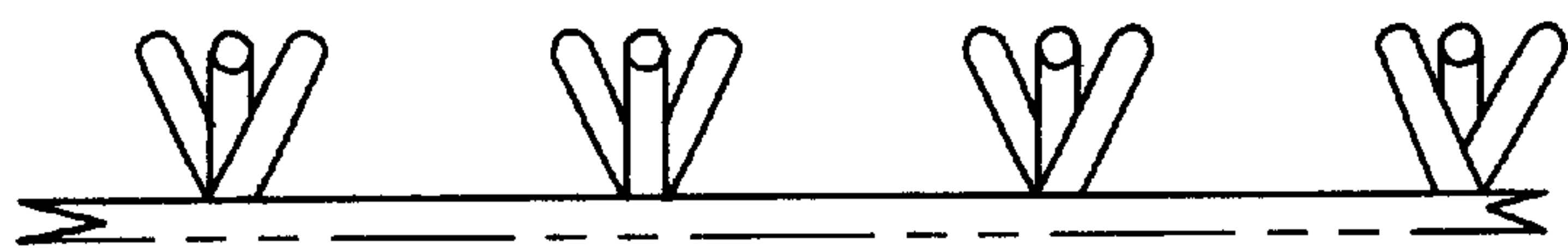


FIG. 6

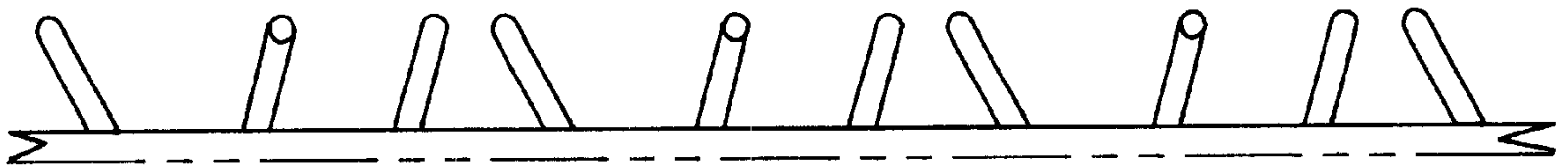


FIG. 7




FIG. 8