



US00D481570S

(12) **United States Design Patent**
Kolb

(10) **Patent No.:** **US D481,570 S**

(45) **Date of Patent:** **** Nov. 4, 2003**

(54) **FOOTBALL-SHAPED BATHROOM ORGANIZER**

(76) **Inventor:** **Jenny Kolb**, 15360 Vollmer Rd., Ney, OH (US) 43549

(**) **Term:** **14 Years**

(21) **Appl. No.:** **29/164,363**

(22) **Filed:** **Jul. 23, 2002**

(51) **LOC (7) Cl.** **23-02**

(52) **U.S. Cl.** **D6/525**

(58) **Field of Search** D6/524, 525; 211/13.1, 211/85.12, 41.3, 70.7, 71.01, 74, 126.1, 134; 206/77.1, 207, 557, 449, 812; D28/73

(56) **References Cited**

U.S. PATENT DOCUMENTS

D228,328 S	9/1973	Schley	
4,742,429 A	5/1988	Arrendiell et al.	
D321,655 S	* 11/1991	Lai	D6/525 X
5,242,063 A	9/1993	Erickson et al.	
D341,048 S	* 11/1993	Murro	D6/525
D351,042 S	* 9/1994	Sulezich	D6/525

D354,642 S	1/1995	Stoddard et al.	
5,662,241 A	9/1997	Sorensen	
5,896,632 A	4/1999	Sturino	
6,036,393 A	3/2000	Youtcheff et al.	
D424,342 S	* 5/2000	Pasquale	D6/525 X
D426,735 S	* 6/2000	Stokes	D6/525
6,182,890 B1	2/2001	Sattler et al.	

* cited by examiner

Primary Examiner—Brian N. Vinson

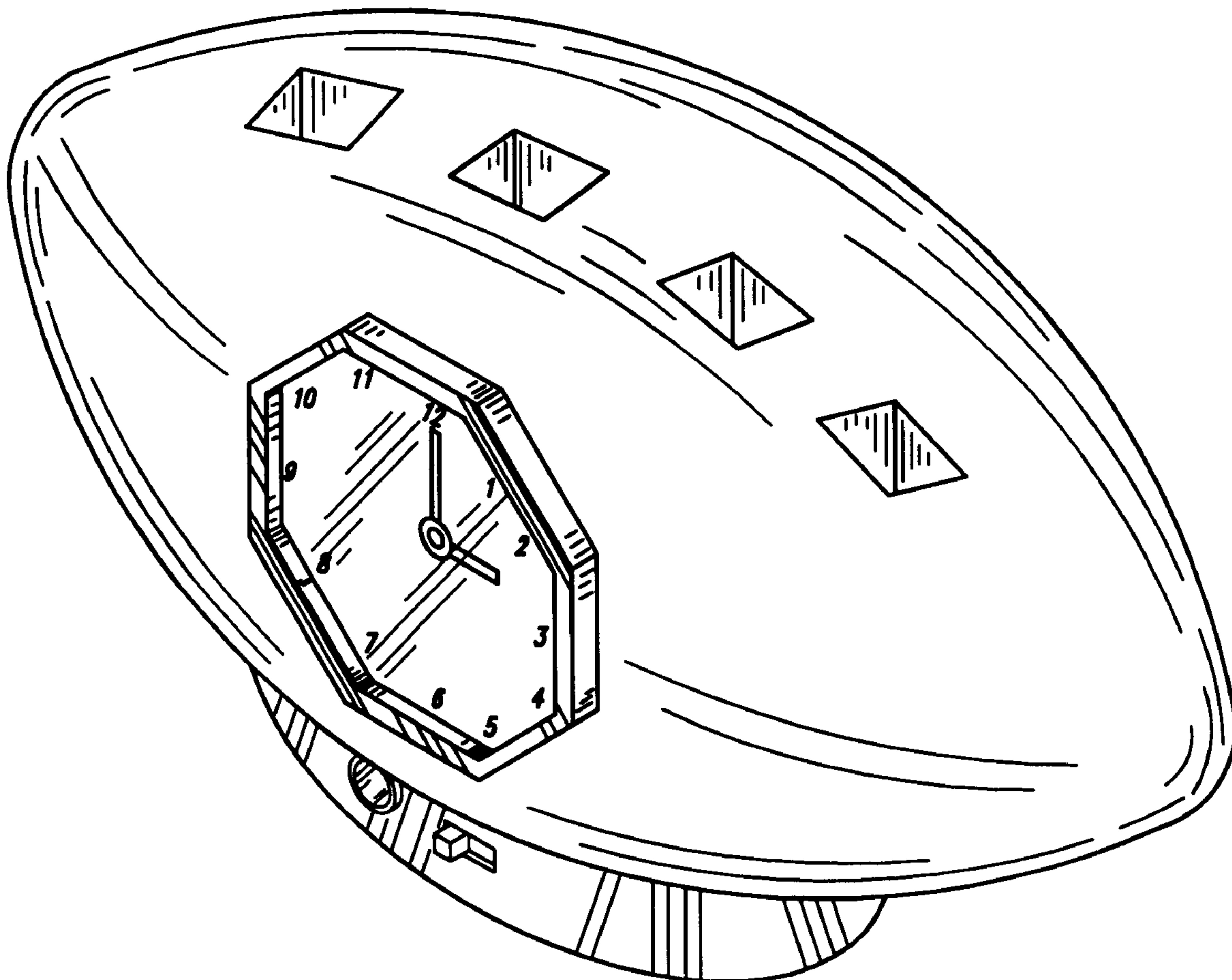
(57) **CLAIM**

The ornamental design for a football-shaped bathroom organizer, as shown and described.

DESCRIPTION

FIG. 1 is a perspective view of a football-shaped bathroom organizer showing my new design; FIG. 2 is a front elevational view thereof; FIG. 3 is a rear elevational plan view thereof; FIG. 4 is a top plan view; FIG. 5 is a bottom plan view; FIG. 6 is a right side elevational view; and, FIG. 7 is a left side elevational view thereof.

1 Claim, 4 Drawing Sheets



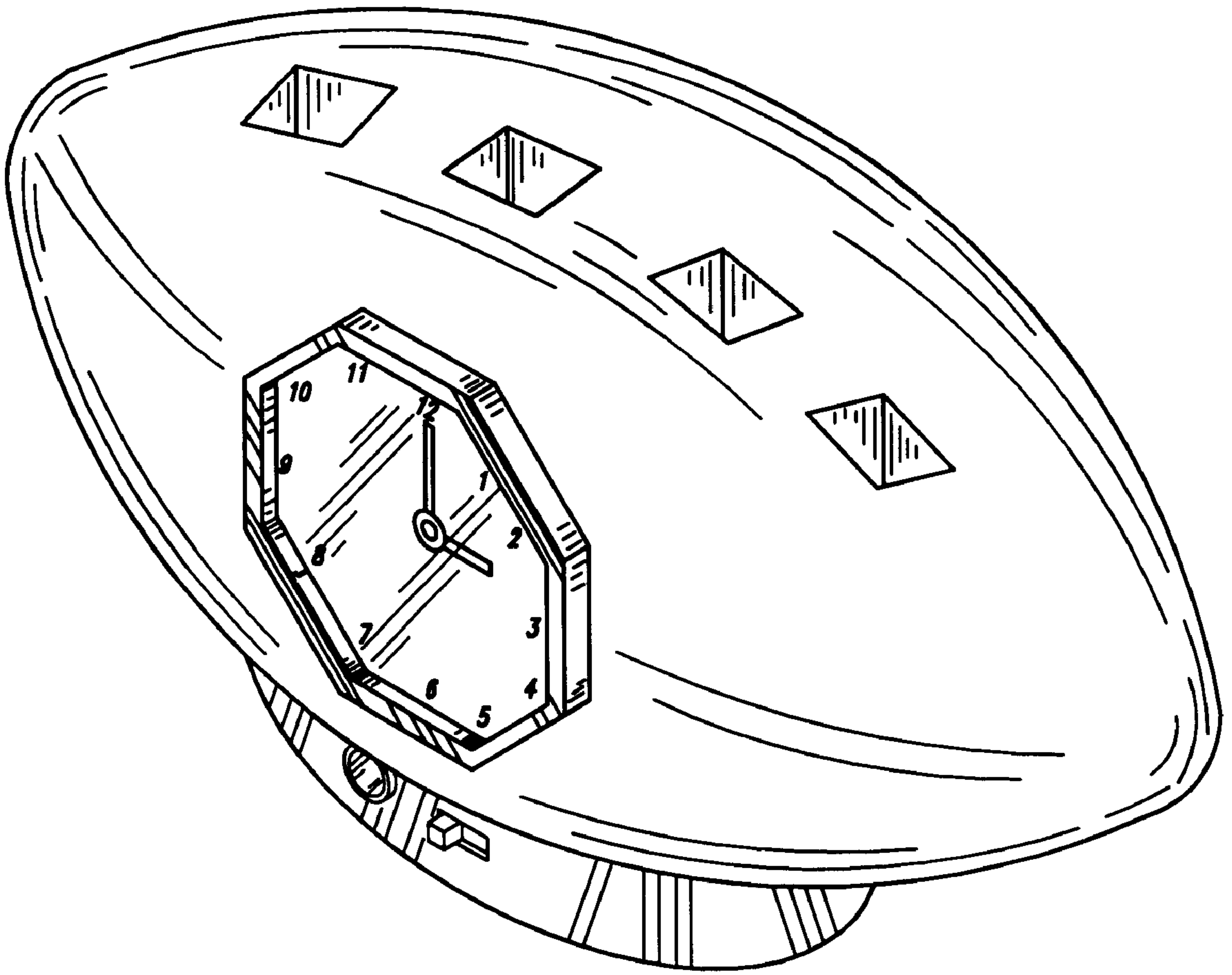


Fig. 1




Fig. 2




Fig. 3

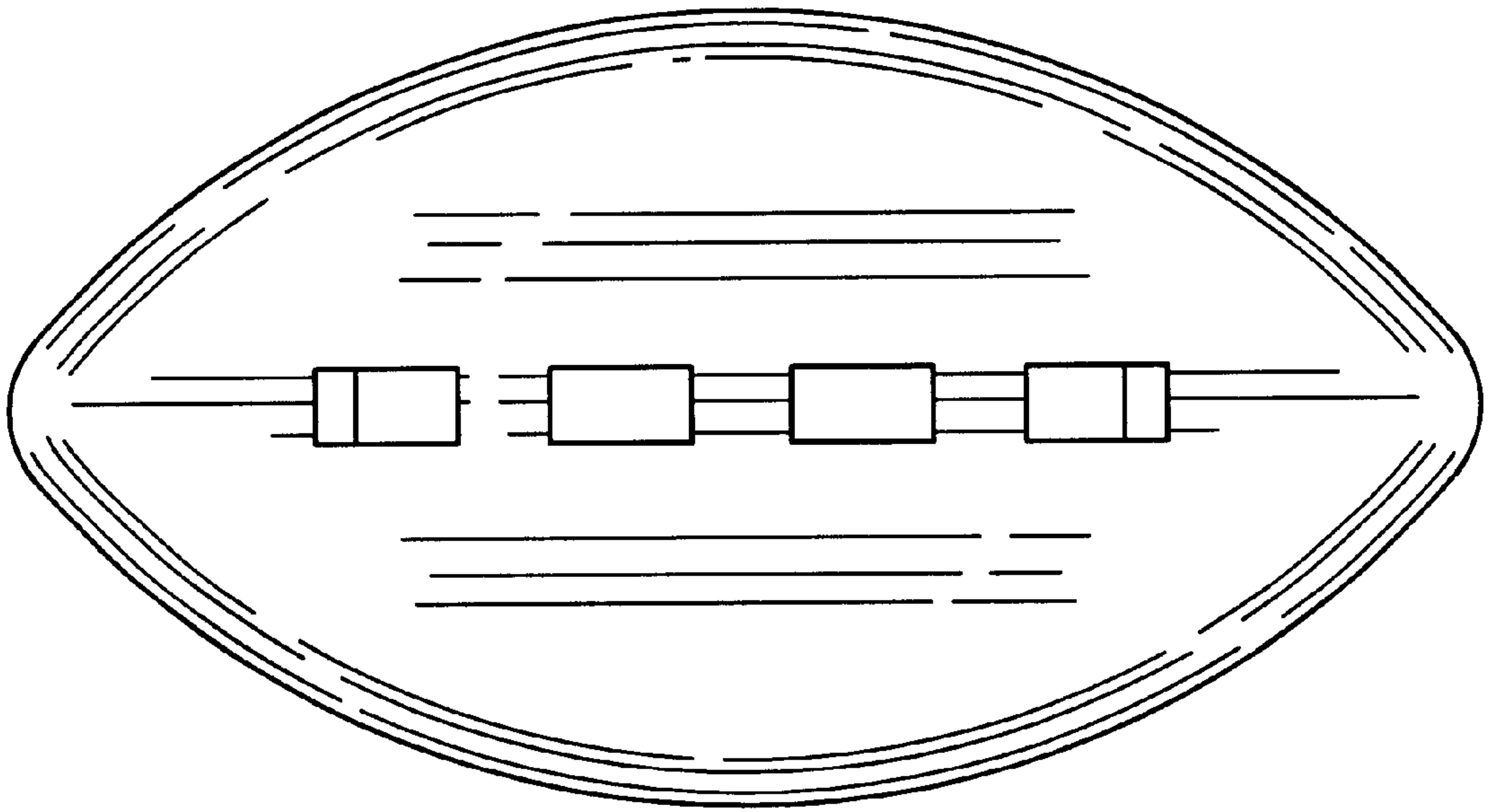


Fig. 4

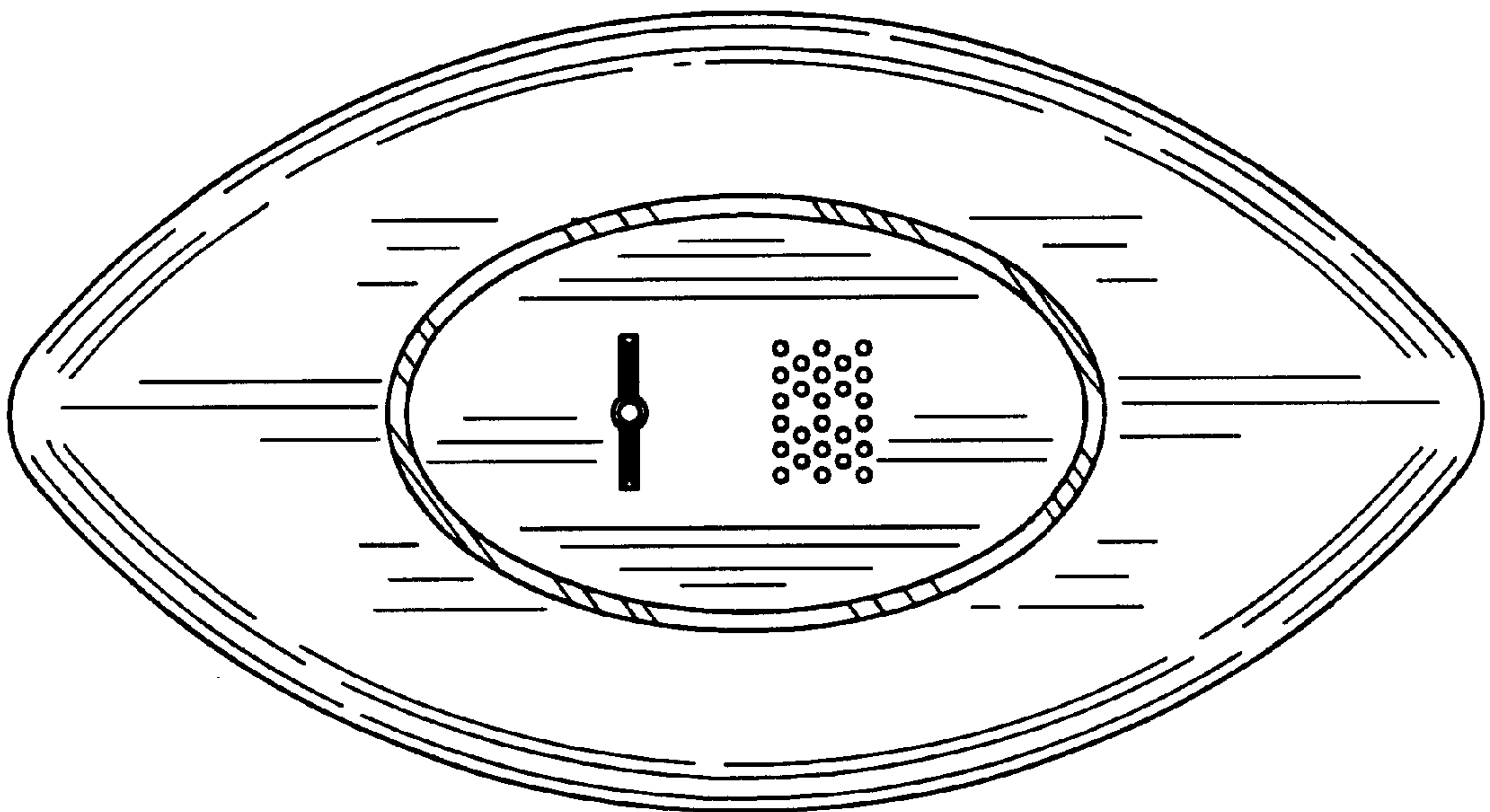


Fig. 5

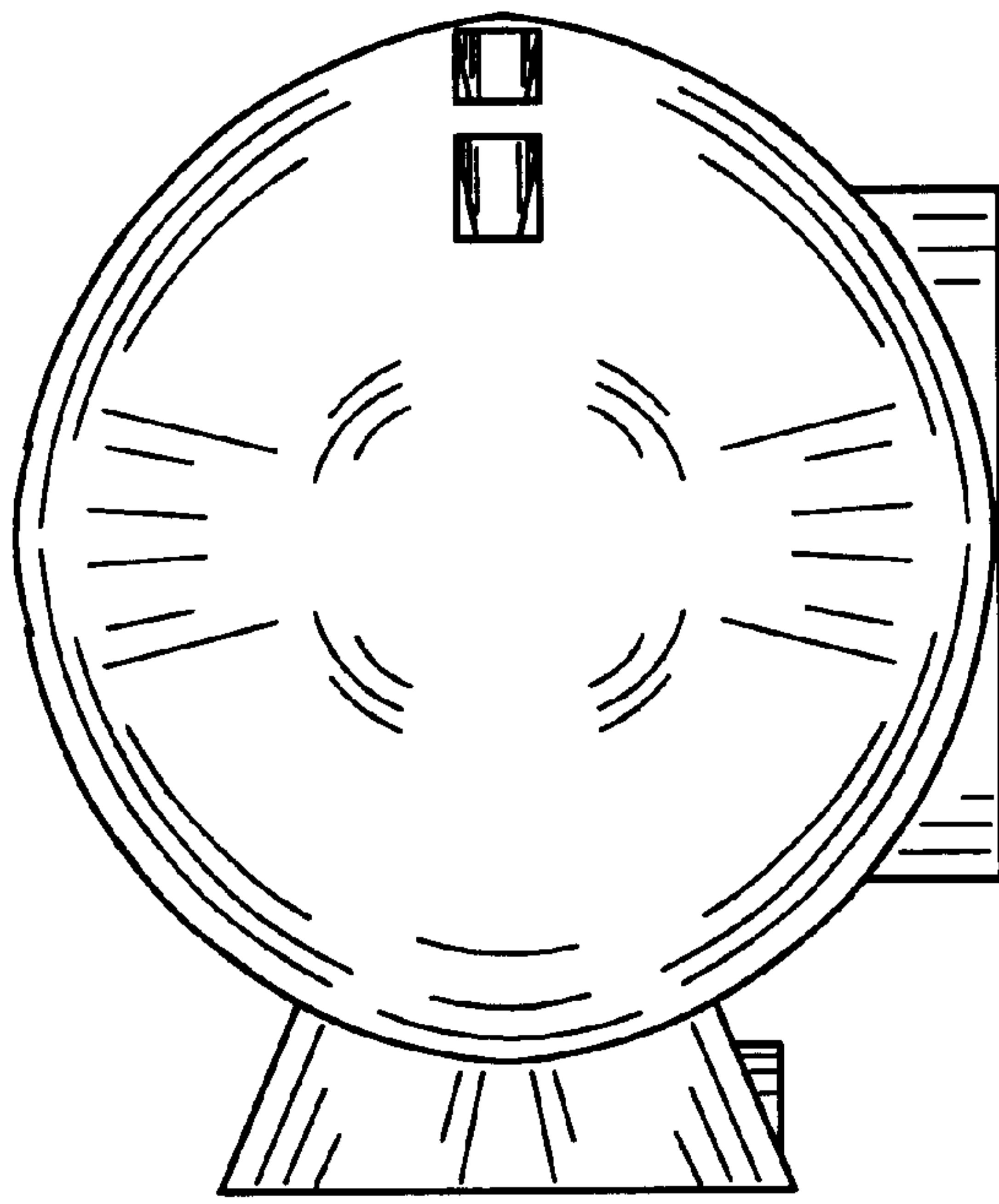


Fig. 6




Fig. 7