



US00D481556S

(12) **United States Design Patent**  
**Hampshire et al.**

(10) **Patent No.:** **US D481,556 S**

(45) **Date of Patent:** **\*\* Nov. 4, 2003**

(54) **ARTICLE SUSPENSION STAND**

(76) Inventors: **Pierre Hampshire**, 156 Victor Avenue,  
Toronto, Ontario (CA), M4K 1B1; **Don  
Forgay**, 181 Delaware Avenue, Toronto,  
Ontario (CA), M6H 2T2

(\*\*) Term: **14 Years**

(21) Appl. No.: **29/128,978**

(22) Filed: **Sep. 7, 2000**

(51) **LOC (7) Cl.** ..... **06-04**

(52) **U.S. Cl.** ..... **D6/465; D6/468**

(58) **Field of Search** ..... D6/396, 409-415,  
D6/458, 462-468; 108/50.11, 59, 91, 92,  
93; 211/13.1, 85.4, 30, 34, 37, 38, 42, 181.1,  
182

(56) **References Cited**

**U.S. PATENT DOCUMENTS**

D27,313 S	*	7/1897	Bussinger	.....	D6/458 X
D97,137 S	*	10/1935	Koch	.....	D6/467
3,387,808 A	*	6/1968	Metcalf	.....	248/528
D298,460 S	*	11/1988	Pryor	.....	D24/128
D339,249 S	*	9/1993	Wu	.....	D6/411
D369,950 S	*	5/1996	LaPointe	.....	D7/704
D391,419 S	*	3/1998	Walters et al.	.....	D6/458
5,855,286 A	*	1/1999	Zaid	.....	211/14
5,873,195 A	*	2/1999	Wortham	.....	211/207 X
D406,960 S	*	3/1999	Zaid	.....	D6/464
D420,534 S	*	2/2000	Ruiz	.....	D6/474
D450,200 S	*	11/2001	Lowe	.....	D6/411

\* cited by examiner

*Primary Examiner*—Cathron C. Brooks

(74) *Attorney, Agent, or Firm*—Robert Graham; Gowling  
Lafleur Henderson LLP

(57) **CLAIM**

The ornamental design for an article suspension stand, as  
shown and described.

**DESCRIPTION**

FIG. 1 is an upper perspective view of the article suspension  
stand, according to the present invention, depicting a vertical  
spine and a plurality of branches extending therefrom;

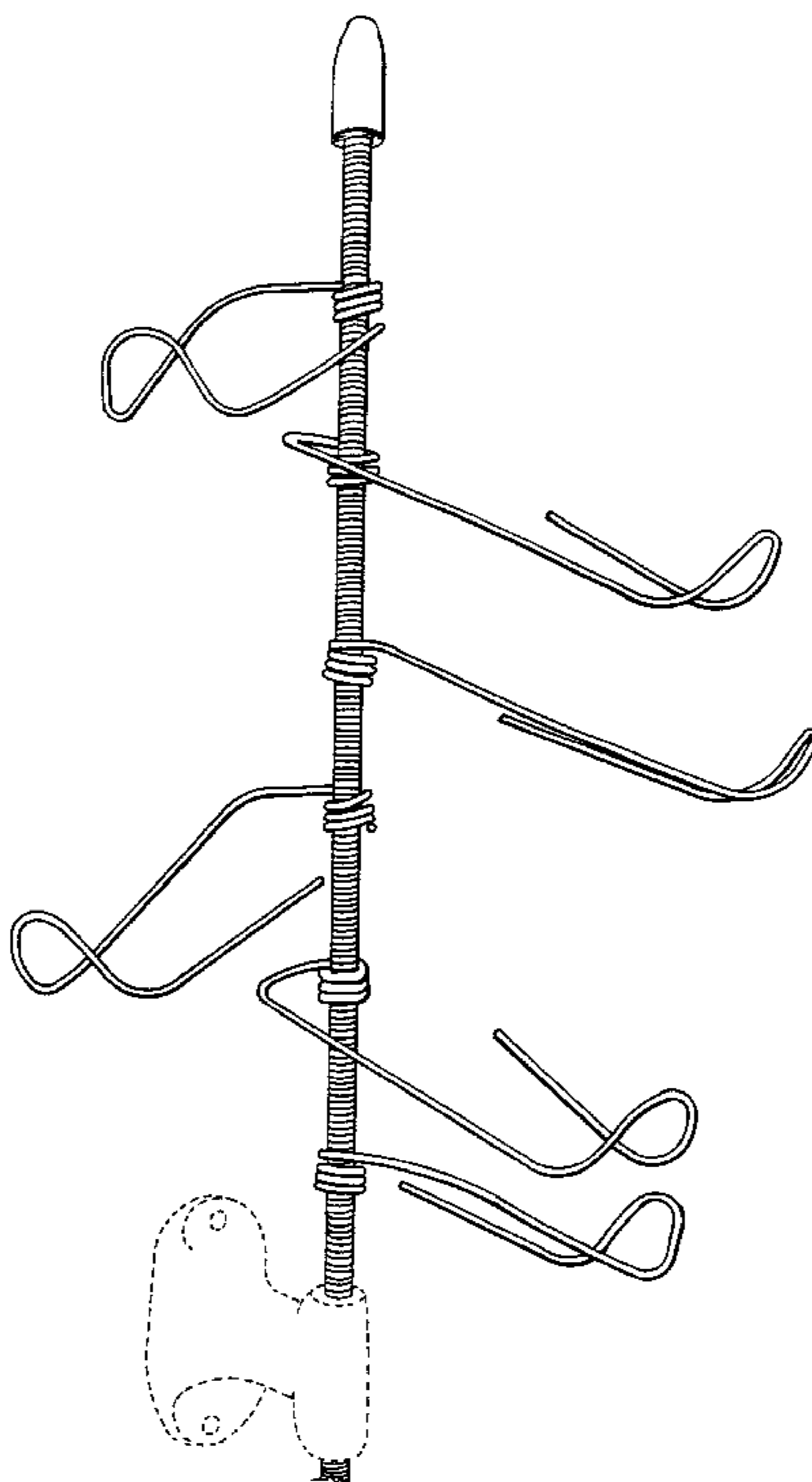
FIG. 2 is a left side view of the article suspension stand  
depicting the vertical spine and one of the branches depicted  
in FIG. 1;

FIG. 3 is a right side view of the article suspension stand  
depicting a portion of the vertical spine and the branch  
shown in FIG. 2; and

FIG. 4 is an aerial view of the article suspension stand; and,  
FIG. 5 is a front perspective view of the article suspension  
stand depicting a plurality of the branches shown in FIGS.  
**2, 3** and **4**, with fruit suspended from the branches.

The mounting bracket of the article suspension stand is  
shown herein merely to describe a complete article but  
forms no part of the design for which protection is claimed.  
Further, the fruit depicted in the drawings is shown herein  
merely to demonstrate a preferred operating mode or use of  
the article suspension stand. The article suspension stand can  
include any number of the branches shown in FIG. 3 and any  
number of the branches shown in FIG. 6, provided that the  
article suspension stand includes at least one branch.

**1 Claim, 3 Drawing Sheets**



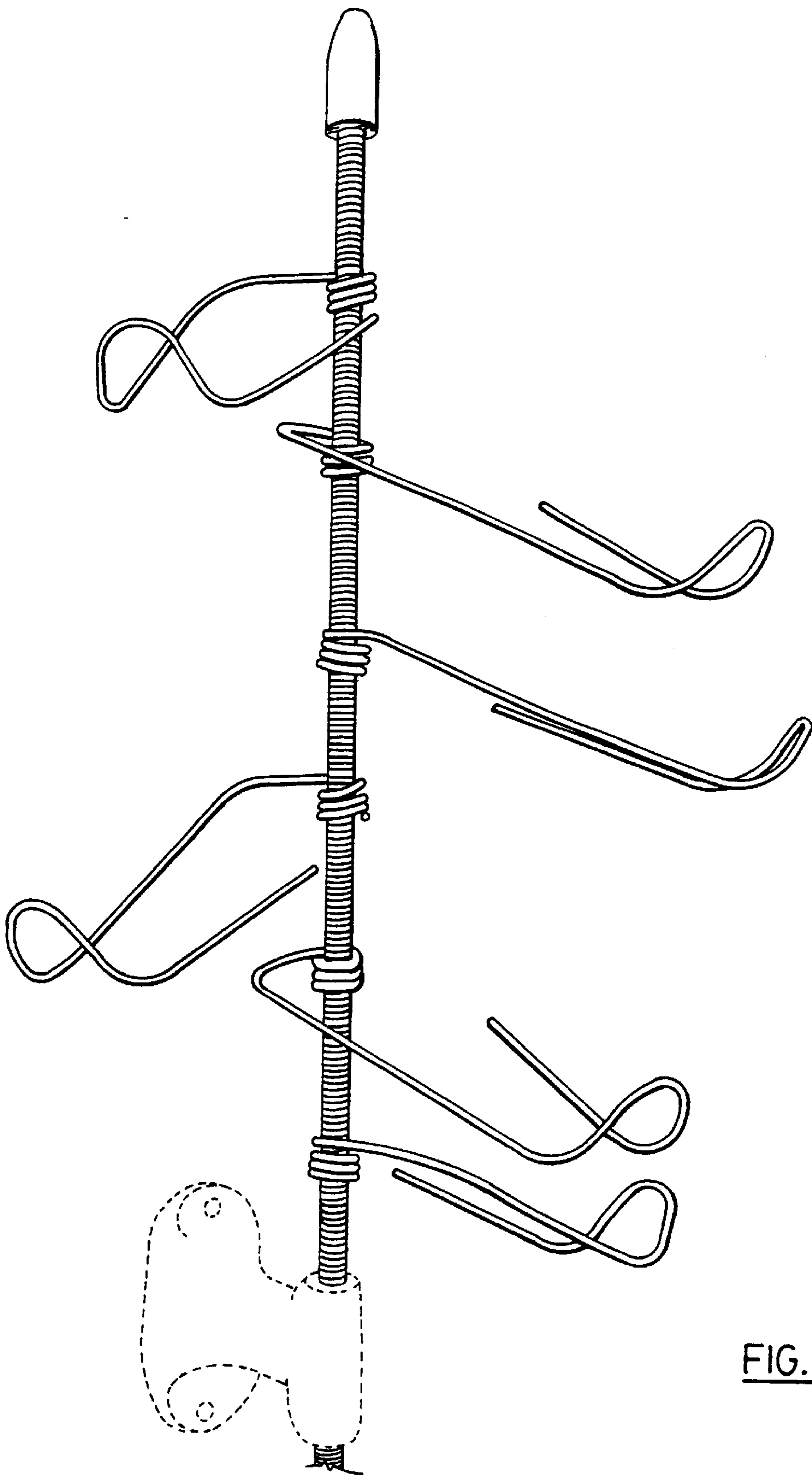


FIG. 1

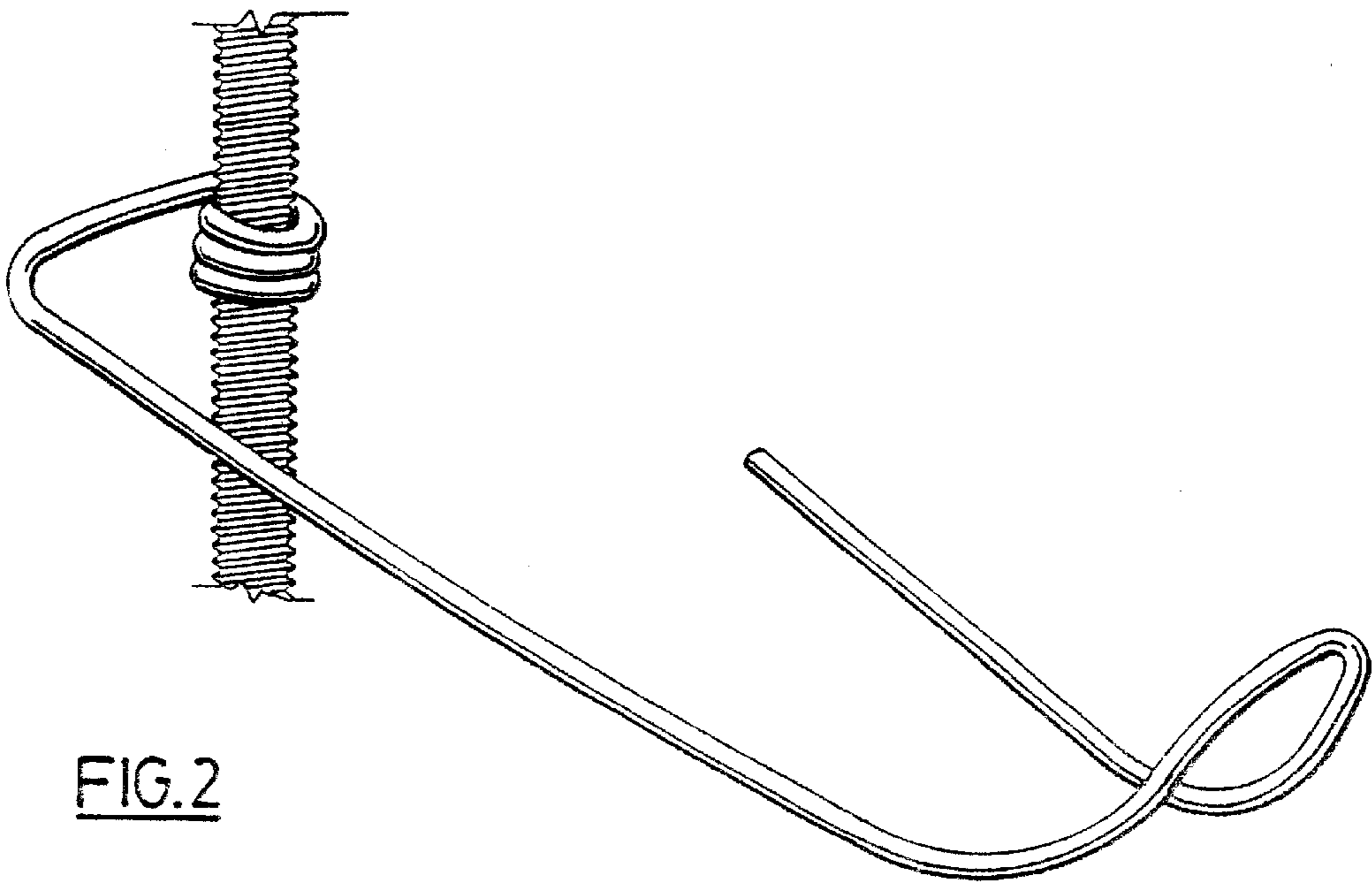


FIG. 2

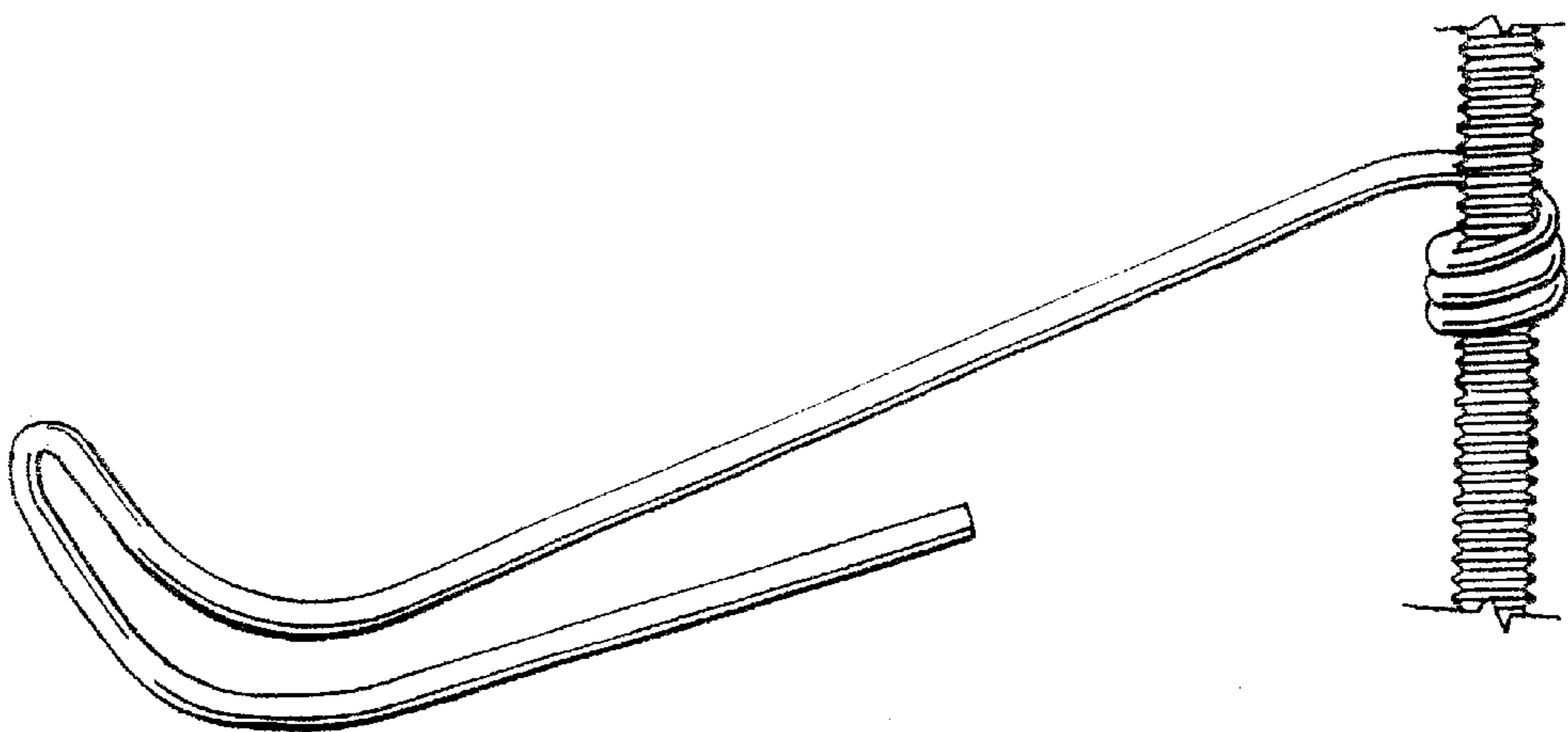


FIG. 3

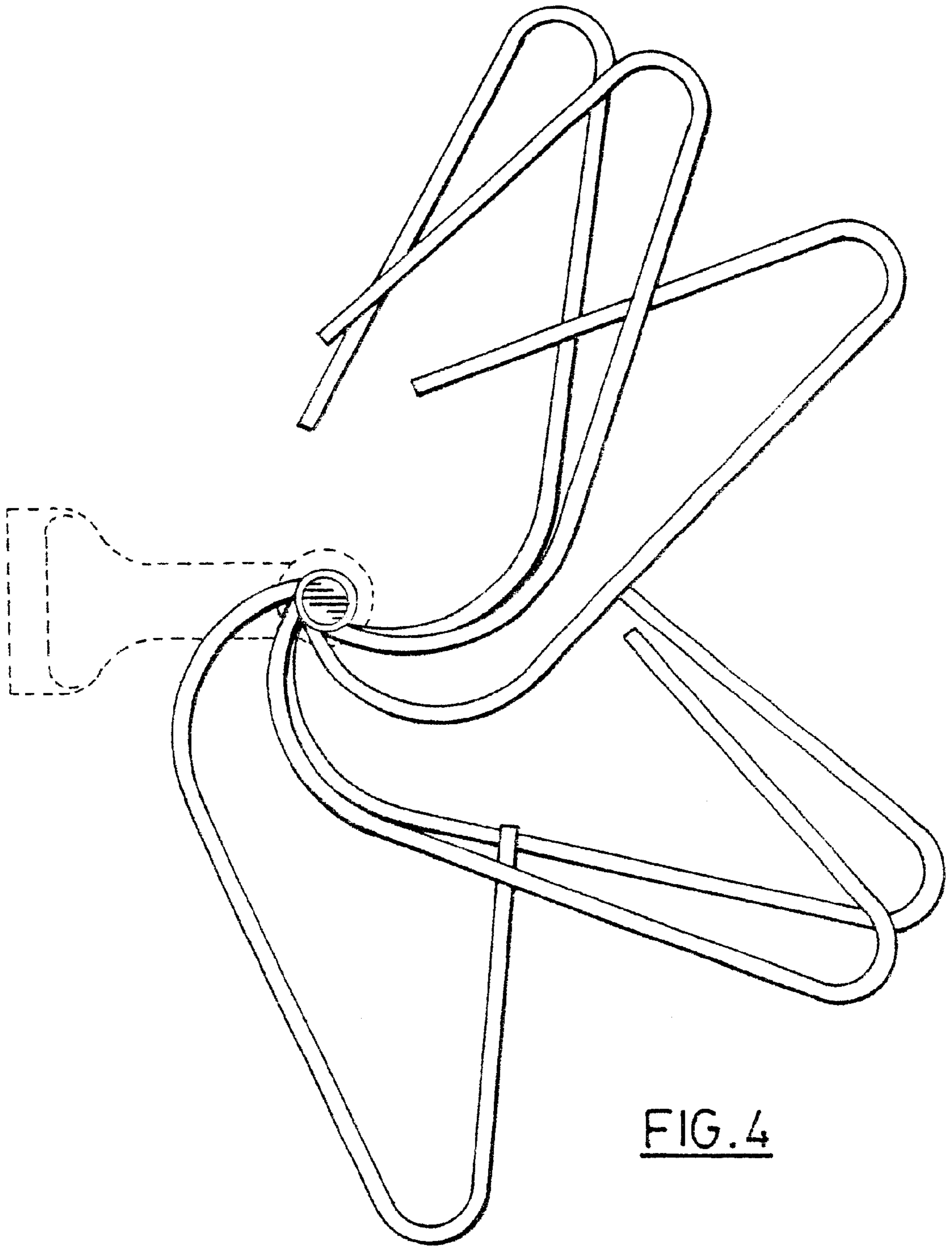


FIG. 4