



US00D481555S

(12) **United States Design Patent**  
**Schmitt**

(10) **Patent No.:** **US D481,555 S**

(45) **Date of Patent:** **\*\* Nov. 4, 2003**

(54) **DRESSER**

(75) Inventor: **Jack Schmitt**, San Juan Capistrano, CA (US)

(73) Assignee: **Amini Innovation, Corp.**, Santa Fe Springs, CA (US)

(\*\*) Term: **14 Years**

(21) Appl. No.: **29/179,398**

(22) Filed: **Apr. 7, 2003**

(51) **LOC (7) Cl.** ..... **06-04**

(52) **U.S. Cl.** ..... **D6/444; D6/441**

(58) **Field of Search** ..... D6/432-448, 470;  
312/237, 278, 279, 204, 205, 224

(56) **References Cited**

**U.S. PATENT DOCUMENTS**

107,479 A	9/1870	Gilman	
2,009,225 A	7/1935	Farrar	
D241,210 S	8/1976	Elsen	
D241,211 S	8/1976	Elsen	
D258,331 S	2/1981	Brown	
D265,155 S	6/1982	Bravo	
D272,698 S	2/1984	Aulbert et al.	
D321,438 S	11/1991	Pauer et al.	
D343,744 S	2/1994	Keller	
D350,656 S	9/1994	Ferguson	
D371,257 S	7/1996	Paus	
D374,783 S	10/1996	Keller et al.	
D383,330 S	9/1997	Lowery	
D384,518 S	* 10/1997	Bergelin	..... D6/439

D387,568 S	12/1997	Walters, III et al.	
D406,202 S	3/1999	Zaidman	
D411,050 S	6/1999	Keller et al.	
D412,413 S	8/1999	Keller et al.	
D450,203 S	* 11/2001	Vaaler	..... D6/441
D459,111 S	6/2002	Tobin, Jr.	
D469,631 S	* 2/2003	Vaaler	..... D6/470
D474,054 S	* 5/2003	Warren et al.	..... D6/509

**OTHER PUBLICATIONS**

Furniture Today, Union City Imports china hutch, p. 158, Oct. 19, 1998.\*

Furniture Today, Aico china hutch, p. 15, Oct. 16, 2000.\*

Furniture Today, Broyhill china hutch, p. 11, Apr. 16, 2001.\*

\* cited by examiner

*Primary Examiner*—Cathron C. Brooks

(74) *Attorney, Agent, or Firm*—Charles H. Thomas

(57) **CLAIM**

I claim the ornamental design for a dresser, as shown and described.

**DESCRIPTION**

FIG. 1 is a front perspective view of a dresser showing my new design;

FIG. 2 is a left front perspective view thereof;

FIG. 3 is a right front perspective view thereof;

FIG. 4 is a left side perspective view thereof;

FIG. 5 is a right side perspective view thereof; and,

FIG. 6 is a top perspective view thereof.

**1 Claim, 6 Drawing Sheets**






FIG. 1



FIG. 2



FIG. 3




FIG. 4




FIG. 5




FIG. 6