



US00D481554S

(12) **United States Design Patent**
Zaidman

(10) **Patent No.:** **US D481,554 S**

(45) **Date of Patent:** **** Nov. 4, 2003**

(54) **HUTCH UNIT**

D455,913 S * 4/2002 Shamie D6/438

(75) Inventor: **S Paul Zaidman**, Winnipeg (CA)

OTHER PUBLICATIONS

(73) Assignee: **Palliser Furniture Ltd.**, Winnipeg (CA)

A collection of miscellaneous, undated documents.

(**) Term: **14 Years**

* cited by examiner

(21) Appl. No.: **29/166,565**

Primary Examiner—Cathron C. Brooks

(22) Filed: **Aug. 30, 2002**

(74) *Attorney, Agent, or Firm*—Clifford W. Browning; Woodard, Emhardt, Moriarty, McNett & Henry LLP

(51) **LOC (7) Cl.** **06-04**

(52) **U.S. Cl.** **D6/436**; D6/438

(58) **Field of Search** D6/422, 426, 432–448, D6/477–479; 312/138.1, 196, 204, 224, 238, 278, 279, 291

(57) **CLAIM**

The ornamental design for a hutch unit, as shown and described.

(56) **References Cited**

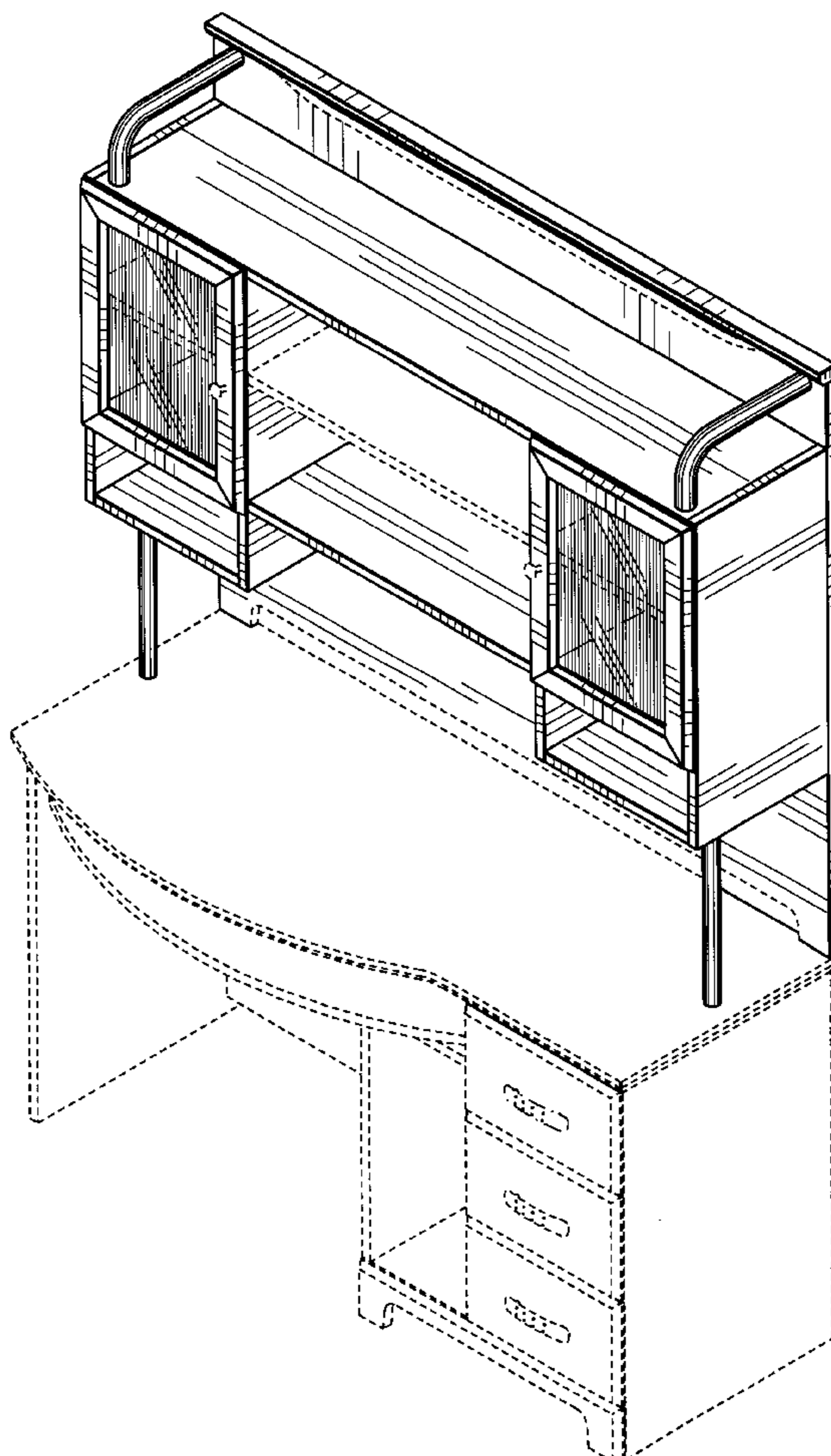
DESCRIPTION

U.S. PATENT DOCUMENTS

D236,571 S	*	9/1975	Seierson	D6/426
D258,185 S	*	2/1981	Glass	D6/474
D267,614 S	*	1/1983	Barr	D6/438
4,974,913 A	*	12/1990	Vogt et al.	312/195
D394,763 S	*	6/1998	Zaidman	D6/438
D396,361 S	*	7/1998	Zaidman	D6/437

FIG. 1 is a front, right side perspective view of my design; the door panels are made from a semi-transparent material; FIG. 2 is a front view of the hutch unit of FIG. 1; FIG. 3 is a left side view of the hutch unit of FIG. 1; FIG. 4 is a right side view of the hutch unit of FIG. 1; and, FIG. 5 is a top plan view of the hutch unit of FIG. 1. The features shown in broken lines are not part of the claimed design.

1 Claim, 3 Drawing Sheets



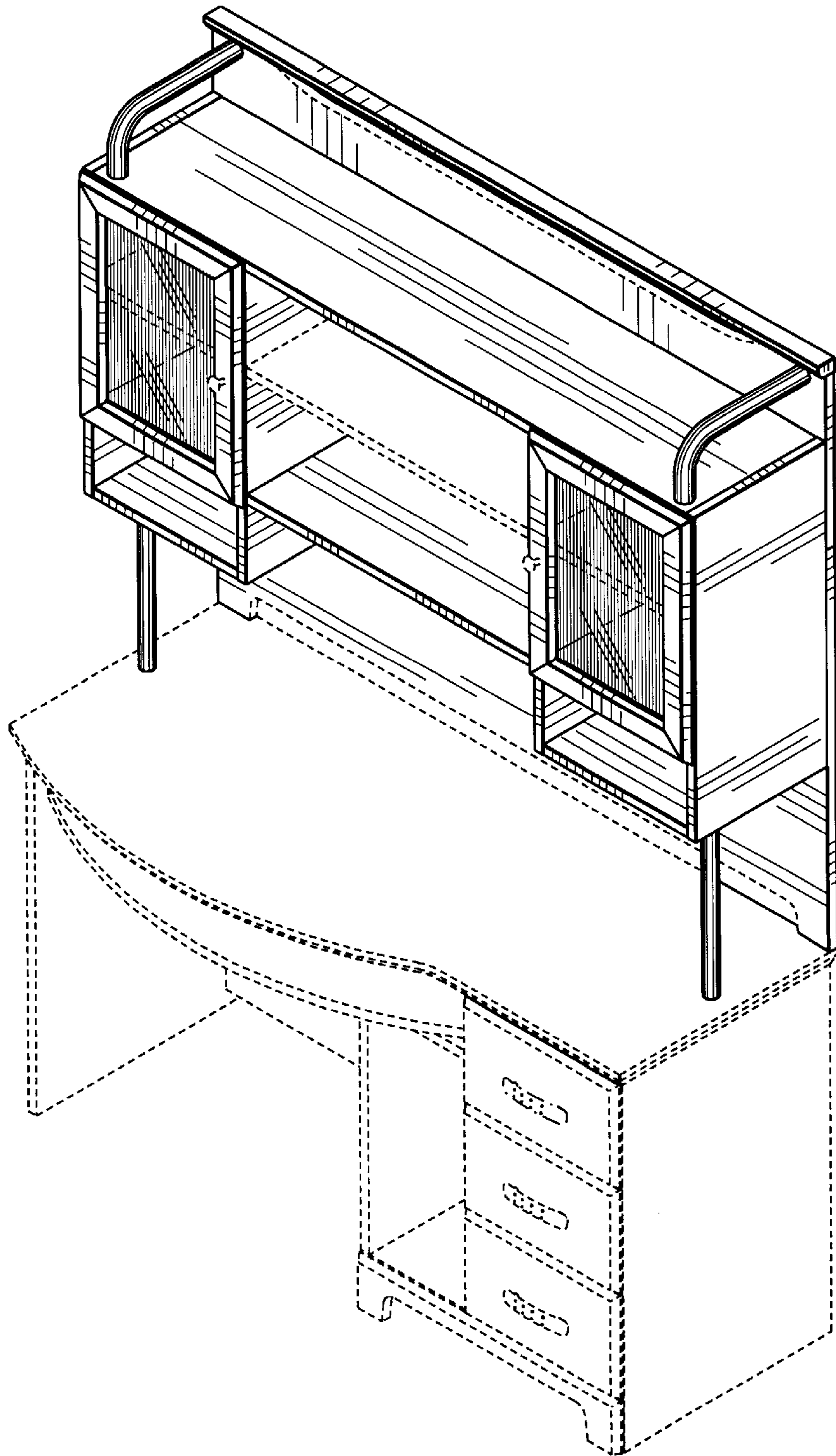


FIG. 1




FIG. 2

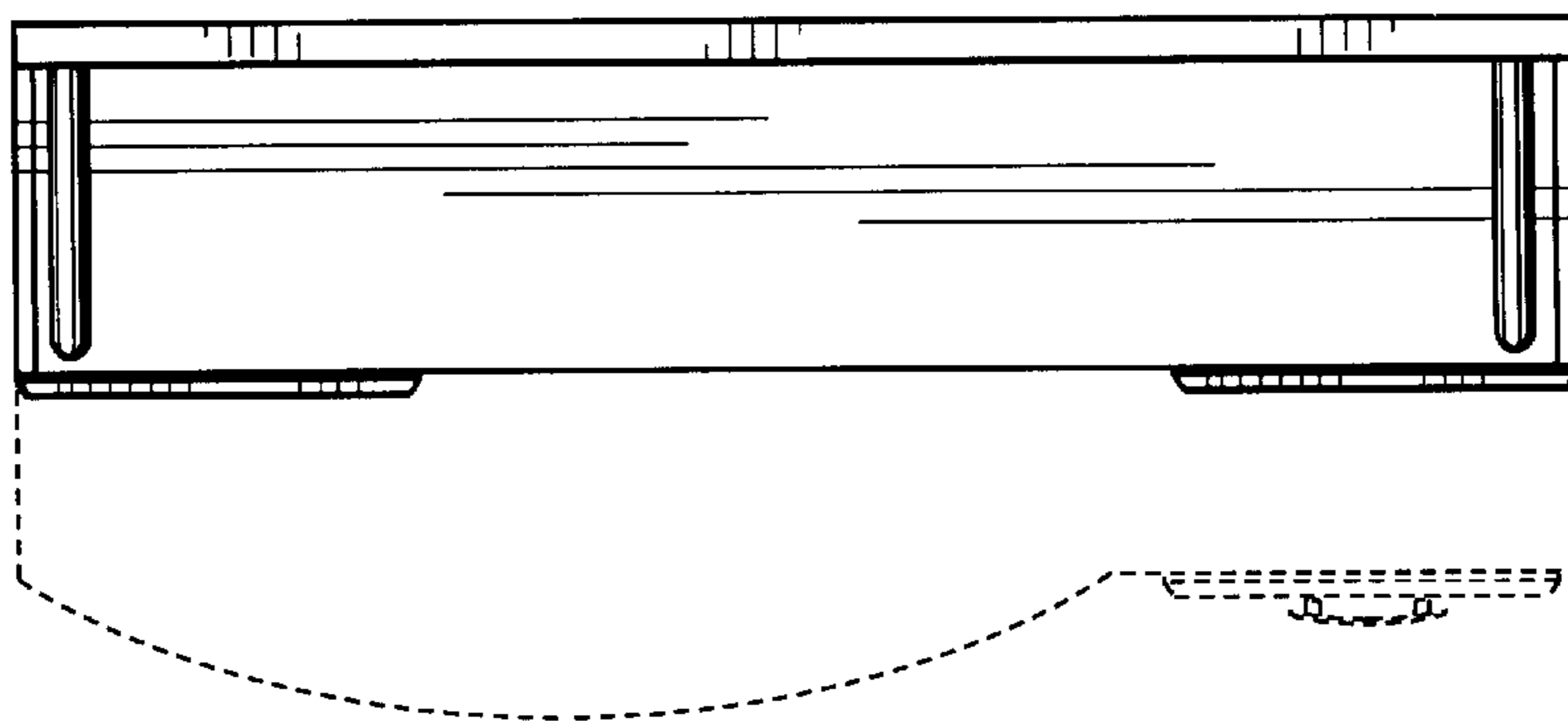


FIG. 5

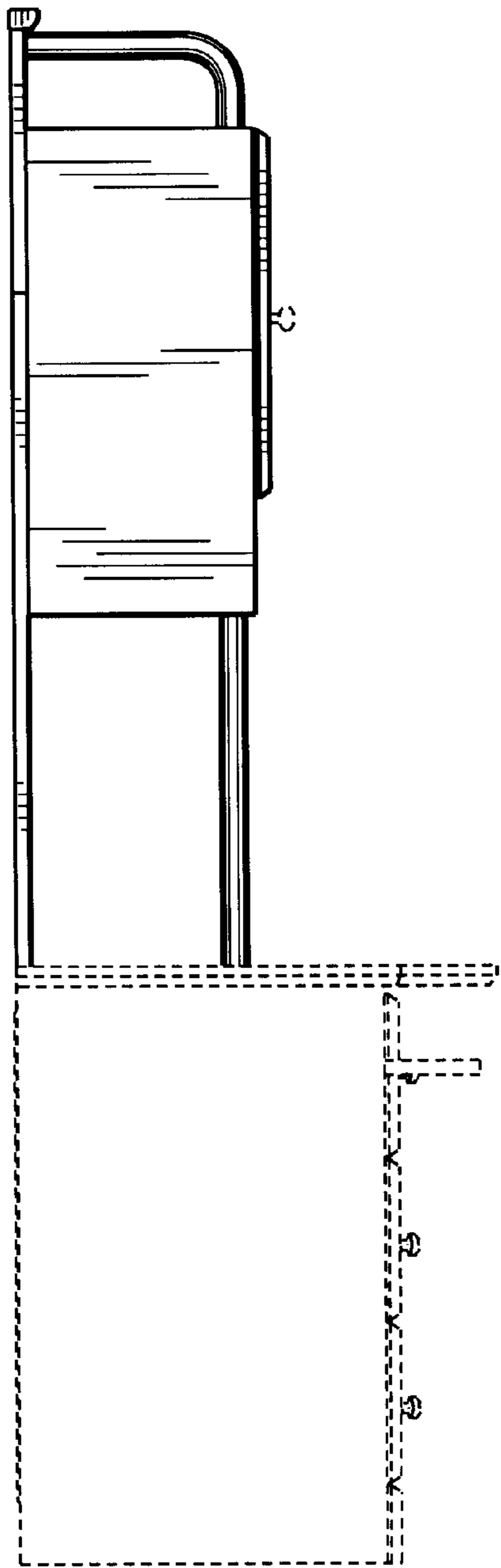


FIG. 3

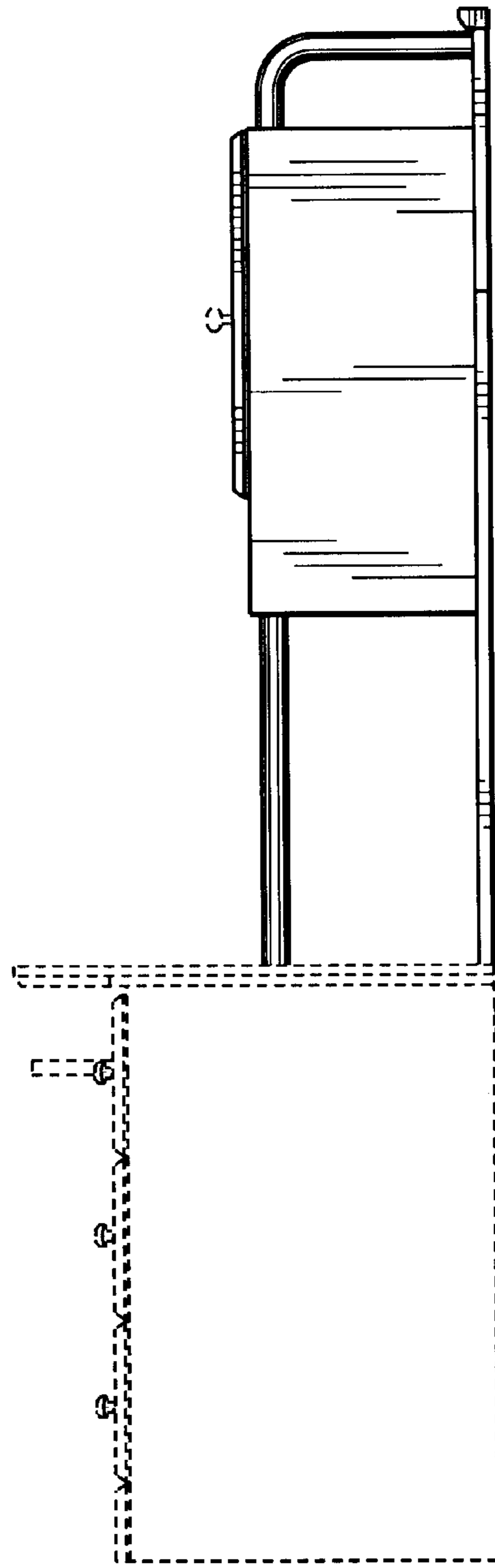


FIG. 4