



US00D481545S

(12) **United States Design Patent**  
**Strouts**

(10) **Patent No.:** **US D481,545 S**

(45) **Date of Patent:** **\*\* Nov. 4, 2003**

(54) **GARMENT HANGER**

(75) **Inventor:** **Monty L. Strouts, St. Joseph, MI (US)**

(73) **Assignee:** **Product Design Services, LLC, Benton Harbor**

(\*\*) **Term:** **14 Years**

(21) **Appl. No.:** **29/166,912**

(22) **Filed:** **Sep. 5, 2002**

(51) **LOC (7) Cl.** ..... **06-08**

(52) **U.S. Cl.** ..... **D6/317; D6/319**

(58) **Field of Search** ..... **D6/315, 317-320, D6/325-328, 513; 211/113, 118, 119, 853; 223/85, 87, 88, 91-6**

(56) **References Cited**

**U.S. PATENT DOCUMENTS**

D140,337 S \* 2/1945 Hill ..... D6/319  
3,054,538 A \* 9/1962 Rubin et al. .... 223/88  
D340,137 S \* 10/1993 Tocci ..... D6/317

D419,310 S \* 1/2000 Abdi ..... D6/317

\* cited by examiner

*Primary Examiner*—B. J. Bullock

(74) *Attorney, Agent, or Firm*—Van Dyke, Gardner, Linn & Burkhardt, LLP

(57) **CLAIM**

The ornamental design for a garment hanger, as shown and described.

**DESCRIPTION**

FIG. 1 is a first side elevation view of the garment hanger of the present invention;

FIG. 2 is an elevation view of an opposed side of the garment hanger of FIG. 1;

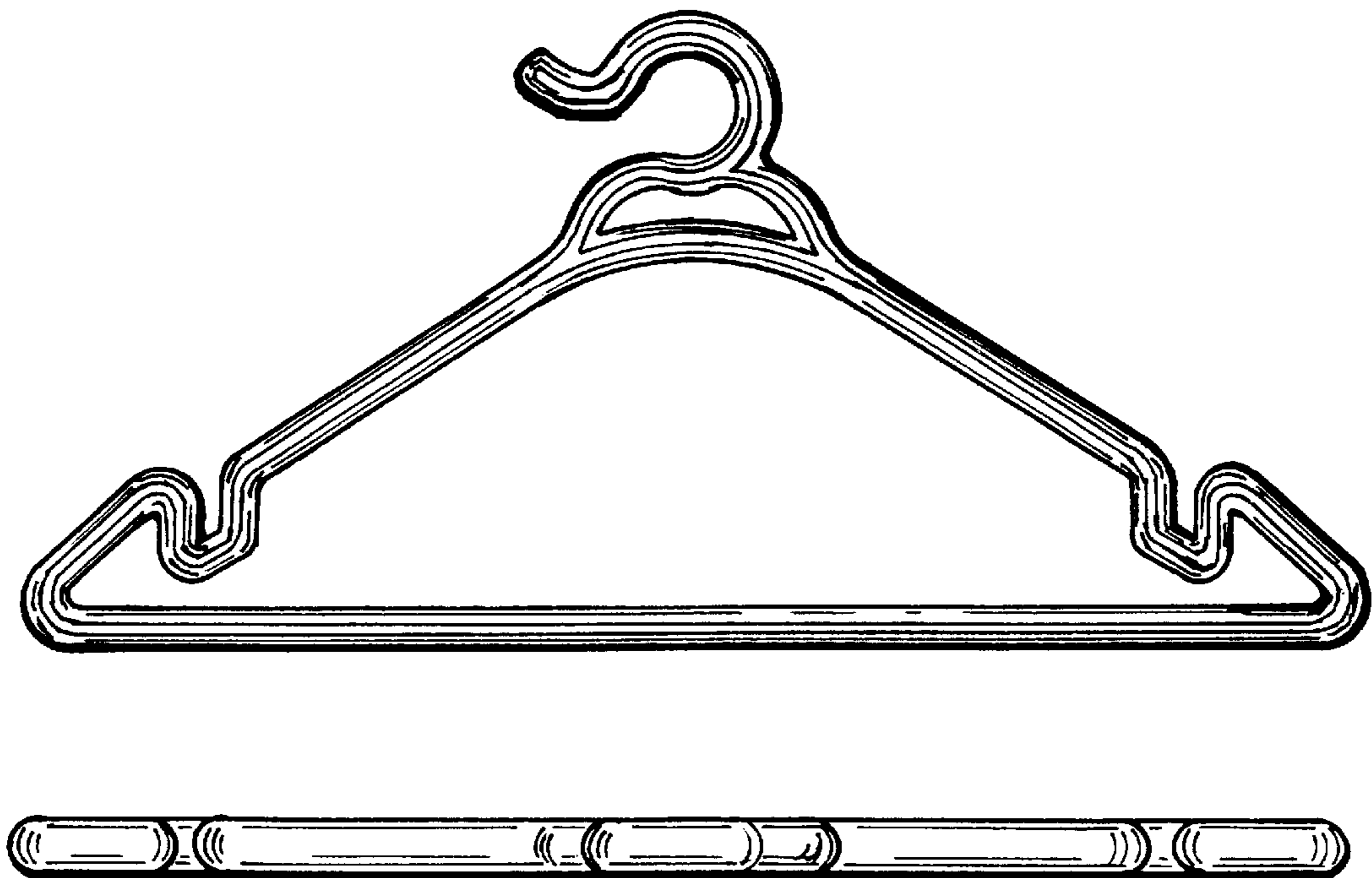
FIG. 3 is a top plan view of the garment hanger of FIG. 1;

FIG. 4 is a bottom plan view of the garment hanger of FIG. 1;

FIG. 5 is a right side elevation view of the garment hanger of FIG. 1; and,

FIG. 6 is a left-hand side elevation view of the garment hanger of FIG. 1.

**1 Claim, 2 Drawing Sheets**



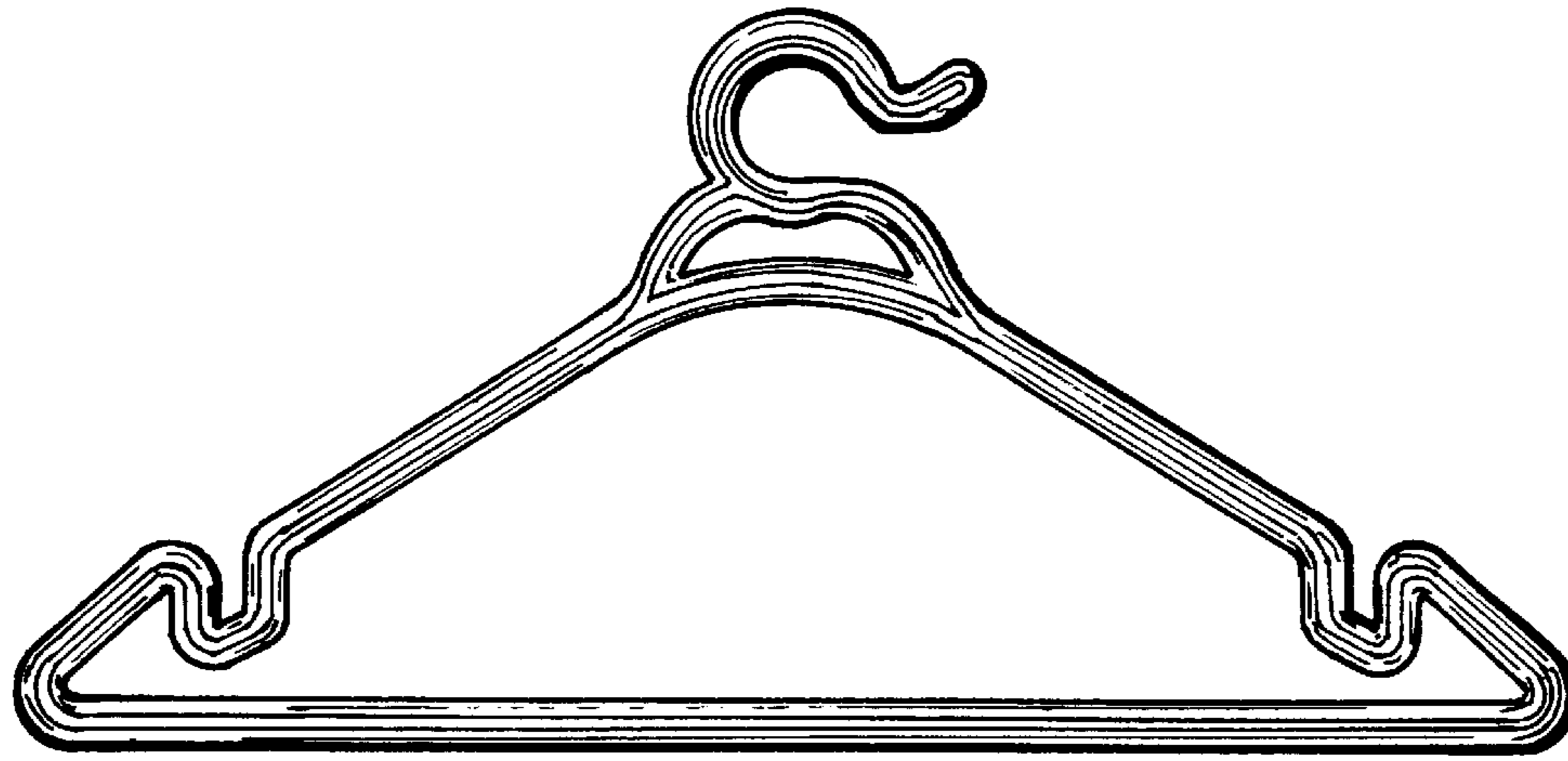


FIG. 1

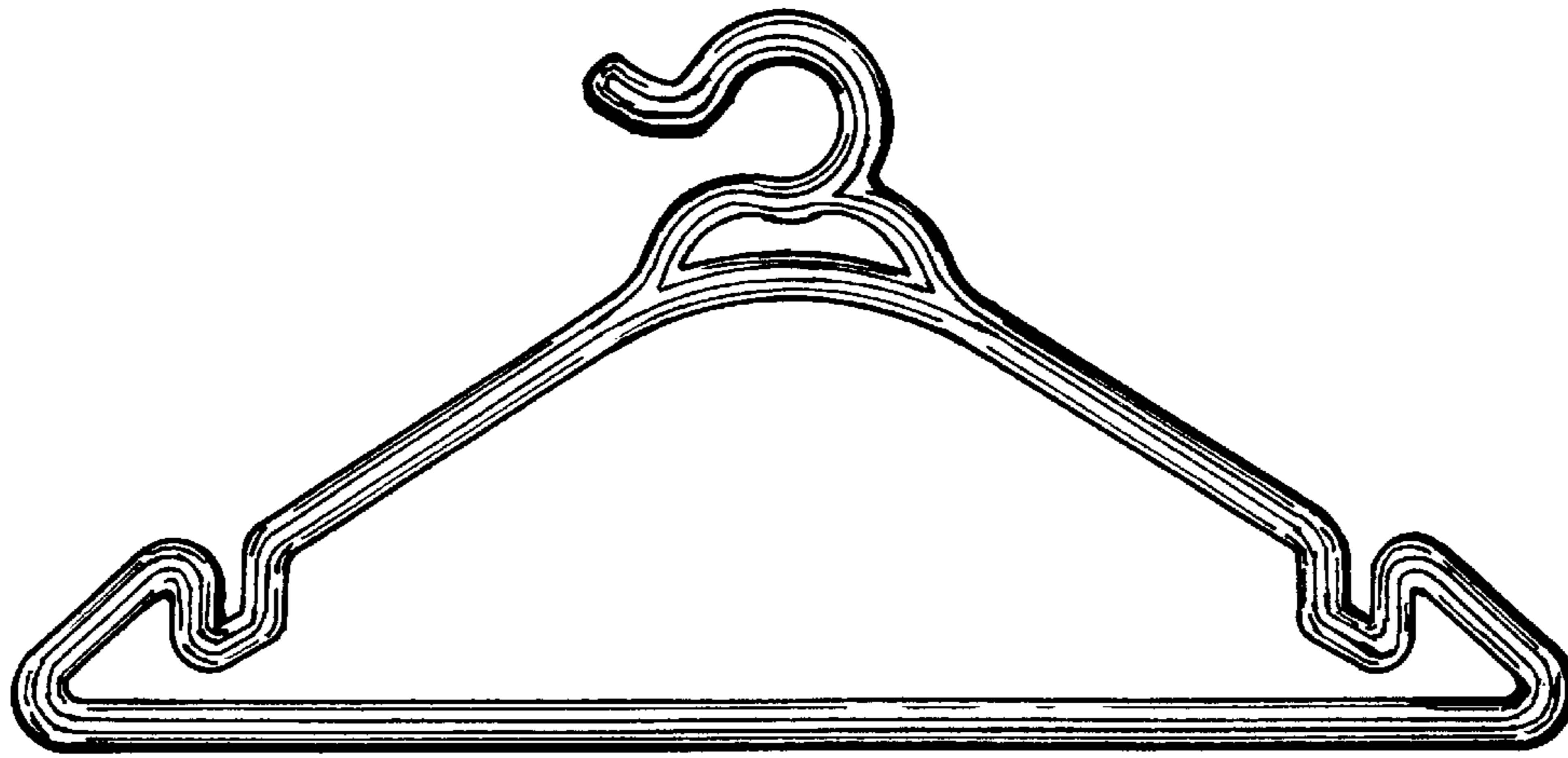


FIG. 2

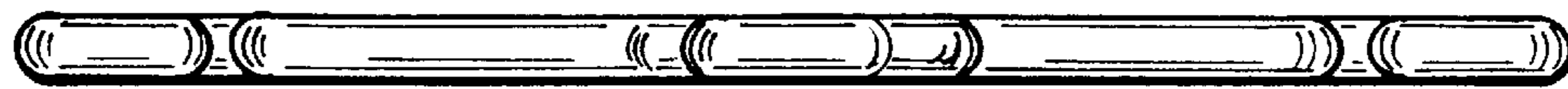


FIG. 3




FIG. 4



FIG. 5



FIG. 6