



US00D481532S

(12) **United States Design Patent**
Sayers et al.

(10) **Patent No.:** **US D481,532 S**

(45) **Date of Patent:** **** Nov. 4, 2003**

(54) **CASE FOR A MEDICAL DEVICE**

(75) Inventors: **Stephen Sayers**, Buckinghamshire
(GB); **Miles Hawley**, London (GB)

(73) Assignee: **Aventis Pharma Deutschland GmbH**,
Frankfurt am Main (DE)

(**) Term: **14 Years**

(21) Appl. No.: **29/167,015**

(22) Filed: **Sep. 9, 2002**

(30) **Foreign Application Priority Data**

Mar. 9, 2002 (DE) 402 02 304

(51) **LOC (7) Cl.** **03-01**

(52) **U.S. Cl.** **D3/203**

(58) **Field of Search** D3/201-205, 219,
D3/263-266; 206/5, 5.1, 6, 531, 534, 539,
459.1

(56) **References Cited**

U.S. PATENT DOCUMENTS

D49,217 S	*	6/1916	King	D3/265
D259,596 S	*	6/1981	Gray	D3/205
D397,865 S		9/1998	Lin	D3/203
D430,393 S	*	9/2000	Conway	D3/203

D433,801 S	*	11/2000	Shreve	D3/226
D440,397 S	*	4/2001	Bardet	D3/201
D441,951 S	*	5/2001	Cheng	D3/203
D451,674 S	*	12/2001	Leins	D3/206
D458,016 S		6/2002	Christianson	D3/203
D462,837 S		9/2002	Lin	D3/265
D463,101 S		9/2002	Gardner	D3/203
D467,414 S		12/2002	Pavlu et al.	D3/203

* cited by examiner

Primary Examiner—Catherine R. Oliver

(74) *Attorney, Agent, or Firm*—Finnegan, Henderson,
Farabow, Garrett & Dunner, L.L.P.

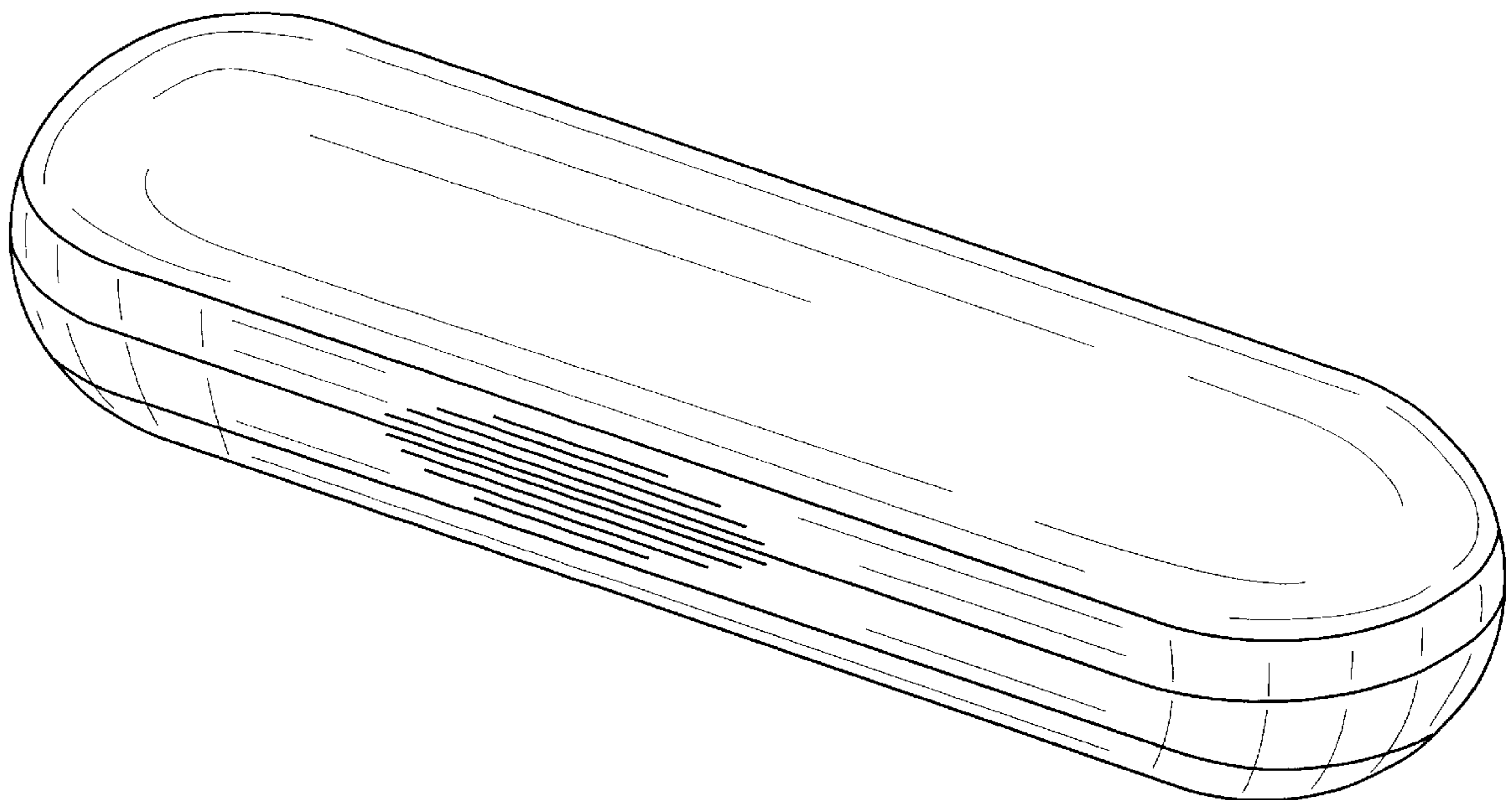
(57) **CLAIM**

The ornamental design for the case for a medical device, as shown and described.

DESCRIPTION

FIG. 1 is a top plan view of a case for a medical device of our new design;
FIG. 2 is a bottom view of our new design;
FIG. 3 is a front view of our new design;
FIG. 4 is a rear view of our new design;
FIG. 5 is a right end view of our new design, the opposite end view being a mirror image thereof; and,
FIG. 6 is a top front perspective view of our new design.

1 Claim, 5 Drawing Sheets






FIG. 1




FIG. 2




FIG. 3

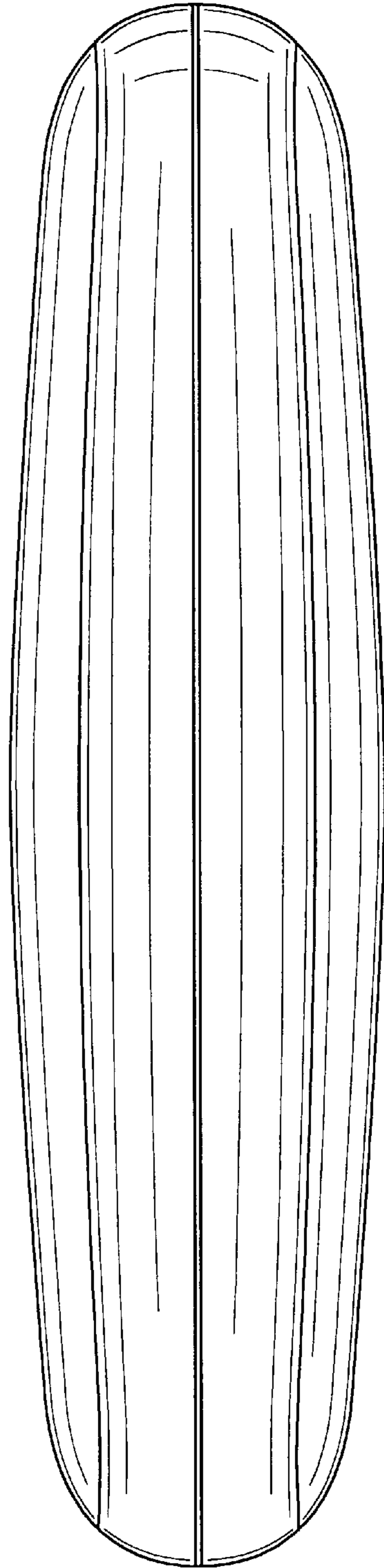


FIG. 4

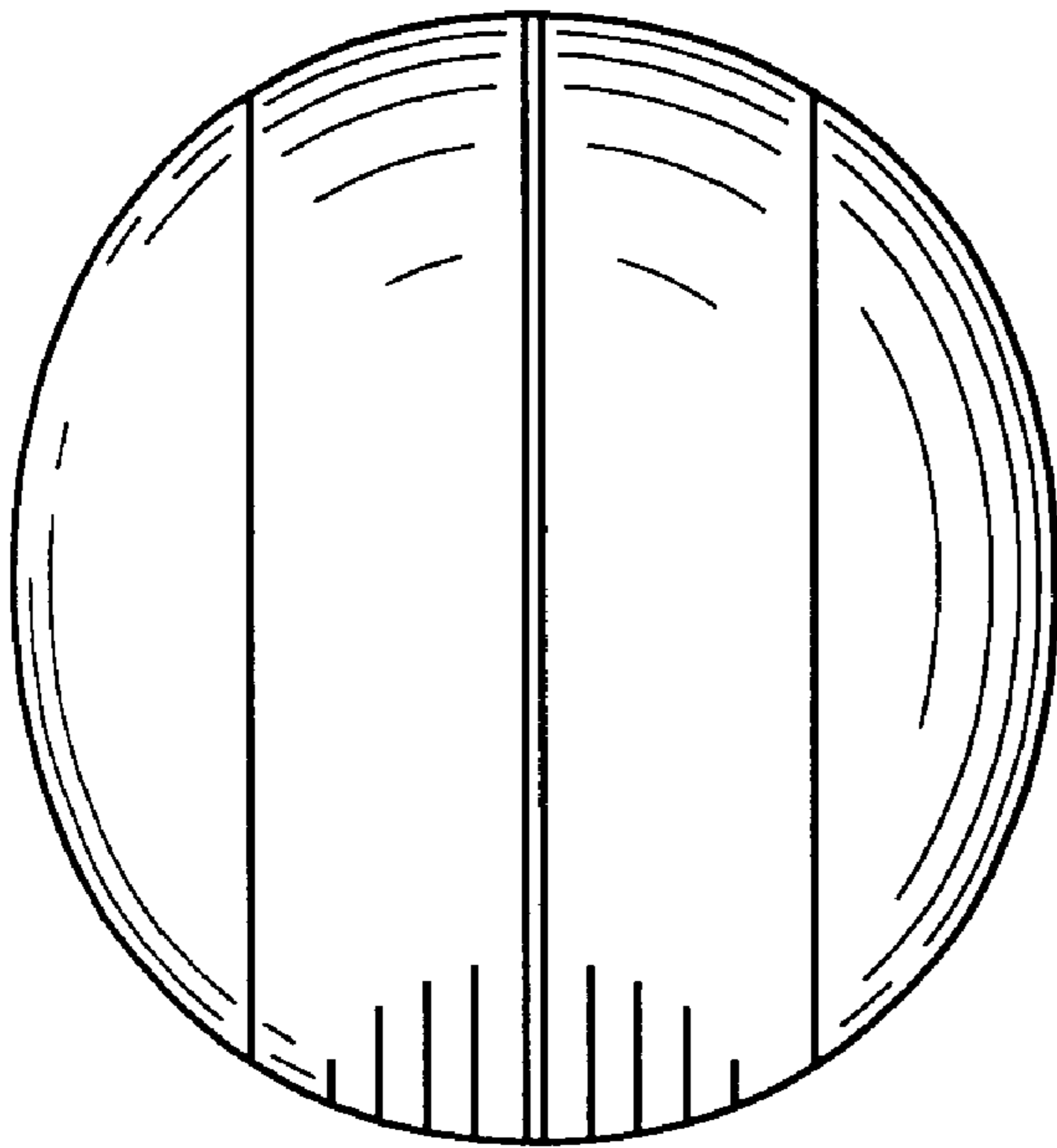


FIG. 5




FIG. 6