



US00D481522S

(12) **United States Design Patent**  
**Conforti**

(10) **Patent No.:** **US D481,522 S**

(45) **Date of Patent:** **\*\* Nov. 4, 2003**

(54) **SEAT BELT COVER**

D443,951 S \* 6/2001 Look ..... D28/4

(76) **Inventor:** **Carl J. Conforti**, P.O. Box 6315, Fall River, MA (US) 02724

\* cited by examiner

*Primary Examiner*—Paula A. Mortimer

(\*\*) **Term:** **14 Years**

(57) **CLAIM**

(21) **Appl. No.:** **29/171,169**

The ornamental design for a seat belt cover, as shown and described.

(22) **Filed:** **Nov. 18, 2002**

**DESCRIPTION**

(51) **LOC (7) Cl.** ..... **02-07**

(52) **U.S. Cl.** ..... **D2/639**

(58) **Field of Search** ..... D2/624, 627, 639, D2/640; D11/200–220, 231; 297/482; D8/382, 383, 395; 24/163 K, 163 R, 3.11, 3.12, 169, 168; D28/4; D5/26; 280/801

FIG. 1 is a perspective view of a seat belt cover showing my new design.

FIG. 2 is a top plan view thereof;

FIG. 3 is a bottom plan view thereof;

FIG. 4 is a side elevation view thereof;

FIG. 5 is a side view elevation rotated 90 degrees of that shown in FIG. 4.

FIG. 6 is a side elevation view rotated 90 degrees of that shown in FIG. 5.

FIG. 7 is a side elevation view rotated 90 degrees of that shown in FIG. 6; and,


FIG. 8 is an unfolded open view of the inside ornamental design.

(56) **References Cited**

**U.S. PATENT DOCUMENTS**

- 4,973,106 A \* 11/1990 Strovinskas ..... 297/482
- D314,859 S \* 2/1991 Weightman et al. .... D2/639
- D365,912 S \* 1/1996 Fulcher et al. .... D2/639
- D439,026 S \* 3/2001 Reilly ..... 2/639

**1 Claim, 4 Drawing Sheets**






FIG. 1




FIG. 2

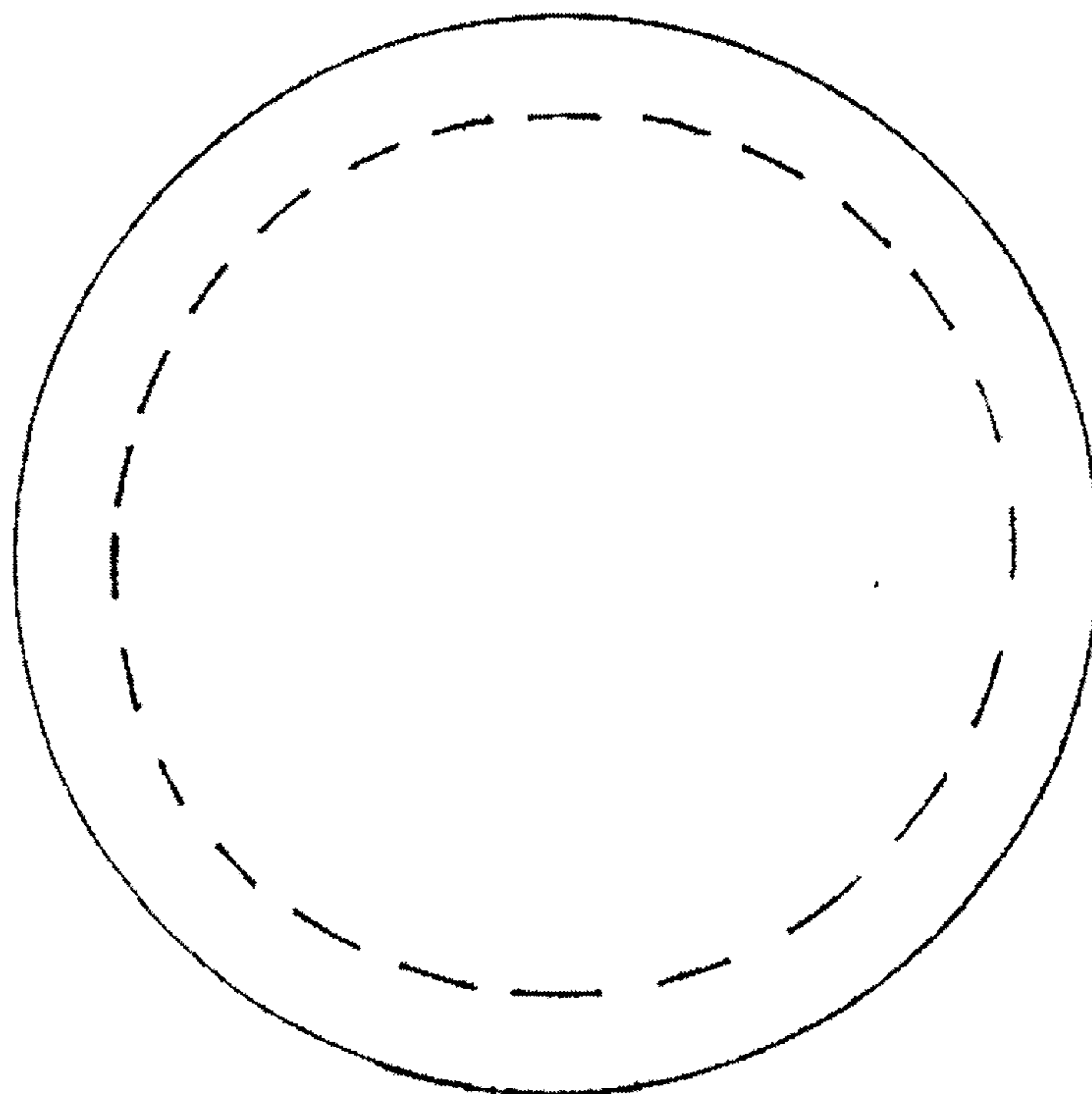


FIG. 3




FIG. 4




FIG. 5




FIG. 6




FIG. 7

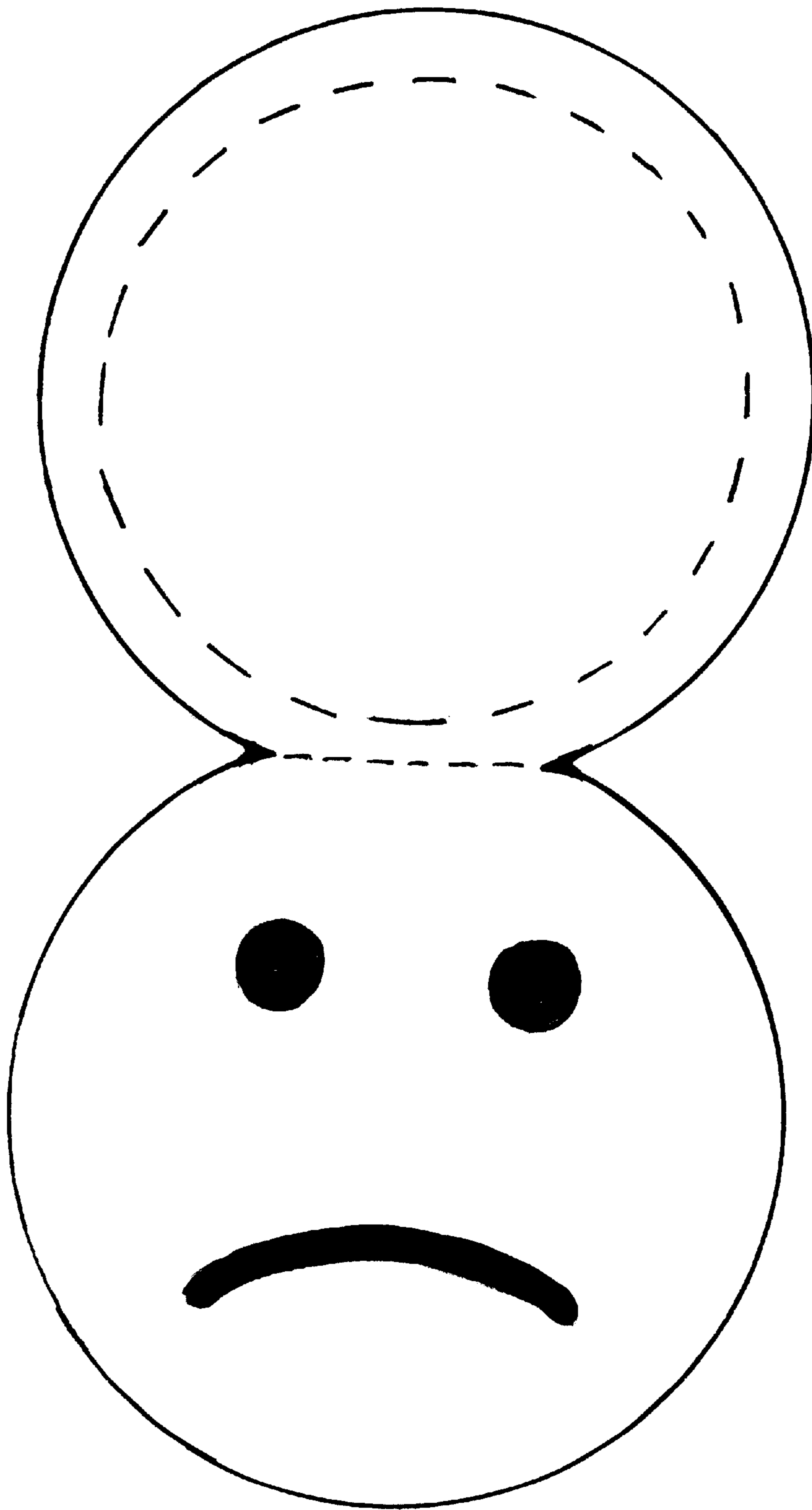


FIG. 8