



US00D481507S

(12) **United States Design Patent** (10) **Patent No.:** **US D481,507 S**  
**Stewart** (45) **Date of Patent:** **\*\* Oct. 28, 2003**

(54) **TRASH RECEPTACLE**  
(75) Inventor: **Kipp Stewart**, Carmel, CA (US)  
(73) Assignee: **Landscape Forms Inc.**, Kalamazoo, MI (US)  
(\*\*) Term: **14 Years**  
(21) Appl. No.: **29/170,442**  
(22) Filed: **Nov. 6, 2002**

D450,166 S \* 11/2001 Skalka ..... D34/1  
D457,703 S \* 5/2002 Tolar ..... D34/7  
D460,594 S \* 7/2002 Weiss et al. .... D34/6  
D465,892 S \* 11/2002 Weiss et al. .... D34/1  
D472,357 S \* 3/2003 Stewart ..... D34/7  
D473,361 S \* 4/2003 Englert et al. .... D34/7

\* cited by examiner

*Primary Examiner*—Cynthia E. Ramirez  
(74) *Attorney, Agent, or Firm*—Heslin Rothenberg Farley & Mesiti P.C.

**Related U.S. Application Data**

(62) Division of application No. 29/149,334, filed on Oct. 9, 2001, now Pat. No. Des. 472,357.  
(51) **LOC (7) Cl.** ..... **09-09**  
(52) **U.S. Cl.** ..... **D34/7**  
(58) **Field of Search** ..... D34/1, 5, 6, 7, D34/8, 9, 10, 11; 220/908, 908.1, 909, 910, 911, 913

(57) **CLAIM**

The ornamental design for a trash receptacle, as shown and described.

**DESCRIPTION**

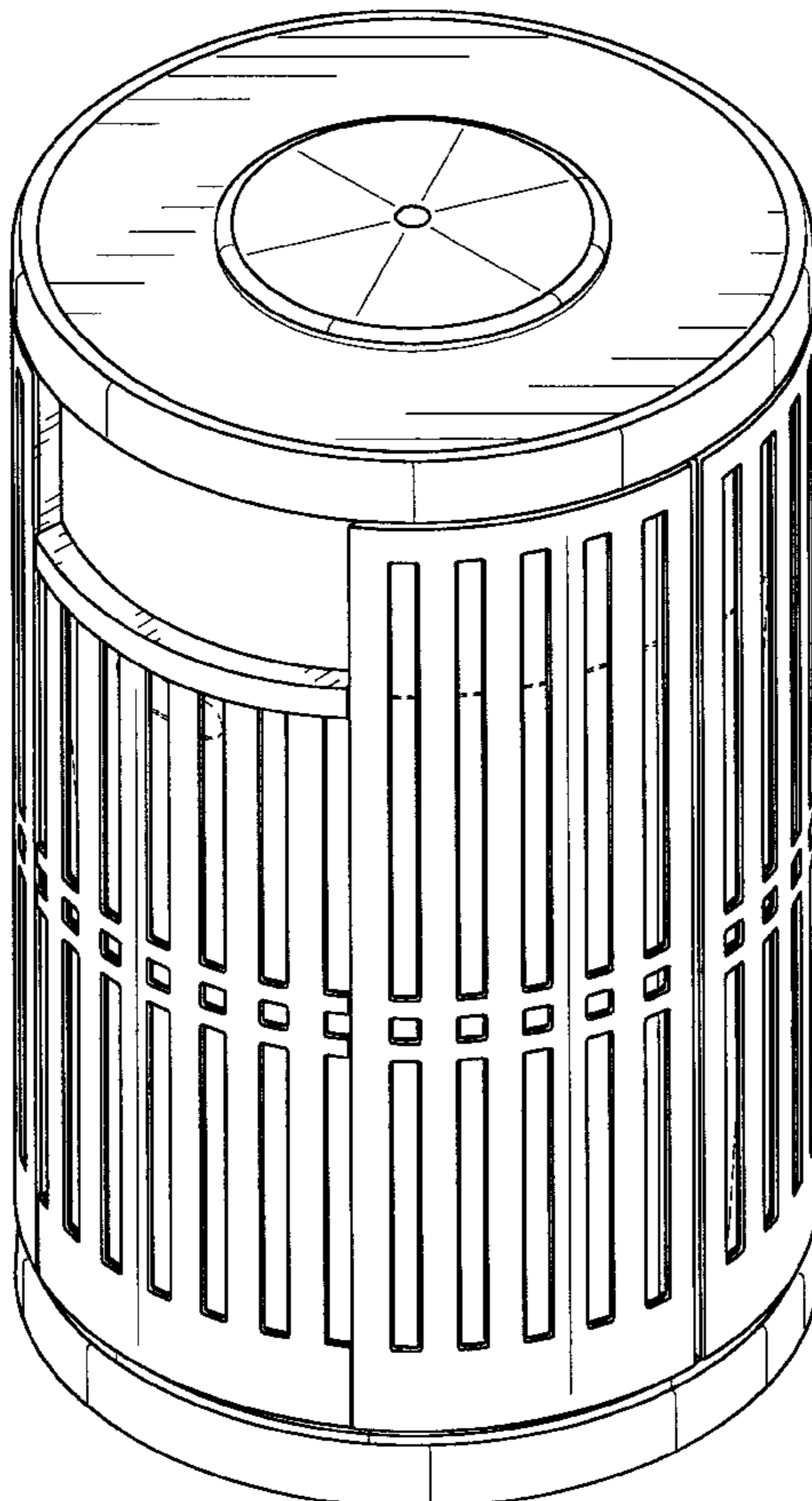
FIG. 1 is an isometric view of the trash receptacle; FIG. 2 is a front elevational view thereof, the back elevational view being identical thereto; FIG. 3 is a right-side elevational view thereof; FIG. 4 is a left-side elevational view thereof; and, FIG. 5 is a top plan view thereof. The broken line showing in the drawing figures is for illustrative purposes only and forms no part of the claimed design.

(56) **References Cited**

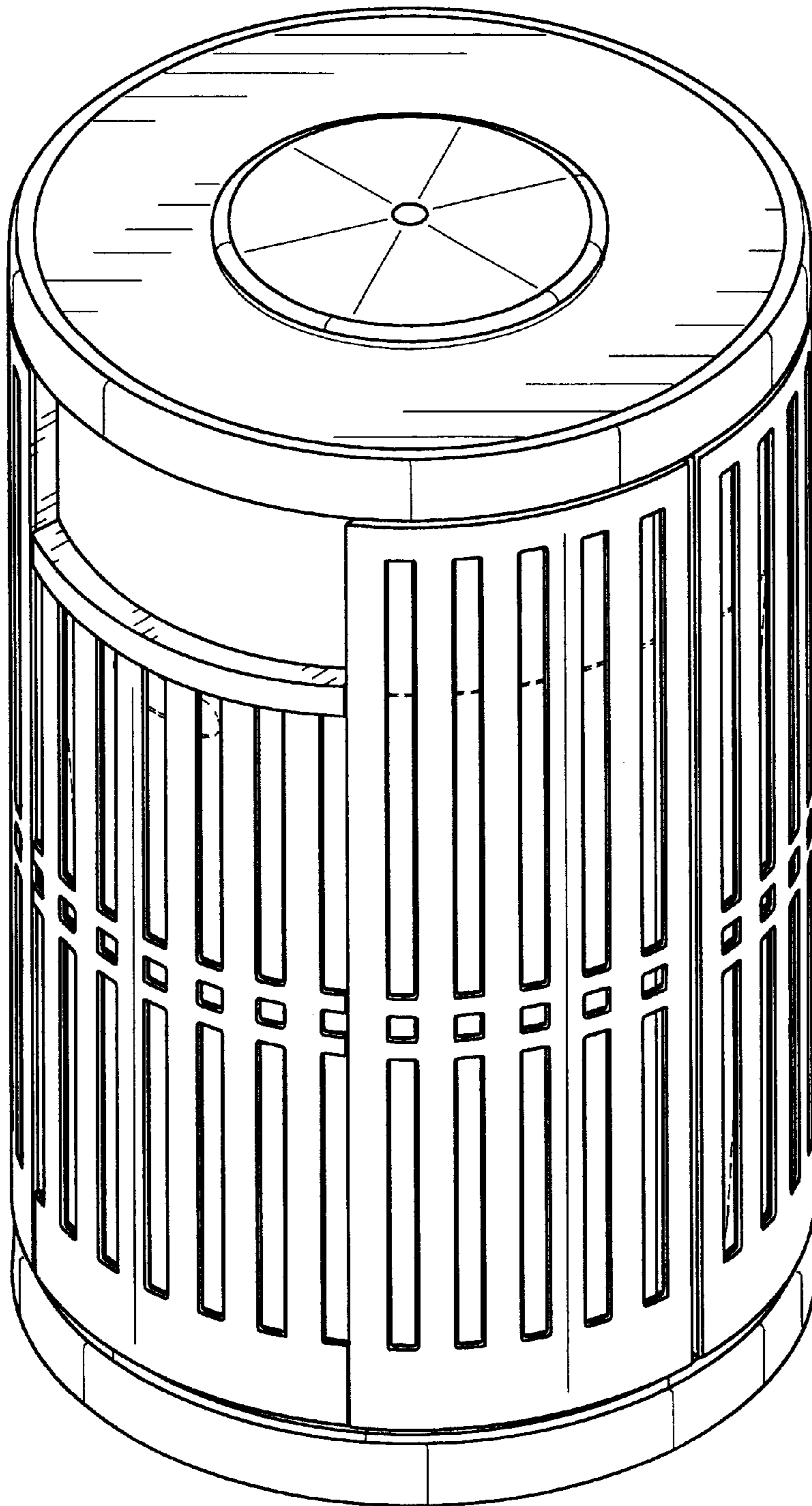
**U.S. PATENT DOCUMENTS**

D215,345 S \* 9/1969 Mangold et al. .... D34/1  
4,955,497 A \* 9/1990 Winden et al. .... 232/43.2  
D315,625 S \* 3/1991 Hallinan et al. .... D34/1


**1 Claim, 5 Drawing Sheets**




*FIG. 1*




*FIG. 2*



*FIG. 3*



*FIG. 4*



*FIG. 5*

