



US00D481501S

(12) **United States Design Patent**
Richter

(10) **Patent No.:** **US D481,501 S**

(45) **Date of Patent:** **** Oct. 28, 2003**

(54) **WINDSHIELD CLEANER**

D392,078 S * 3/1998 Courts D32/46

(76) Inventor: **Herbert Richter**, Drosselweg 8, 75331
Engelbrand (DE)

* cited by examiner

(**) Term: **14 Years**

Primary Examiner—Marcus A. Jackson
Assistant Examiner—Lavone D. Tabor
(74) *Attorney, Agent, or Firm*—Klaus J. Bach

(21) Appl. No.: **29/176,535**

(57) **CLAIM**

(22) Filed: **Feb. 25, 2003**

The ornamental design for a windshield cleaner, as shown and described.

(51) **LOC (7) Cl.** **07-05**

(52) **U.S. Cl.** **D32/41; D32/46**

(58) **Field of Search** D32/40, 41, 46;
D8/45; 15/236.01, 236.02, 236.08, 245,
245.1

DESCRIPTION

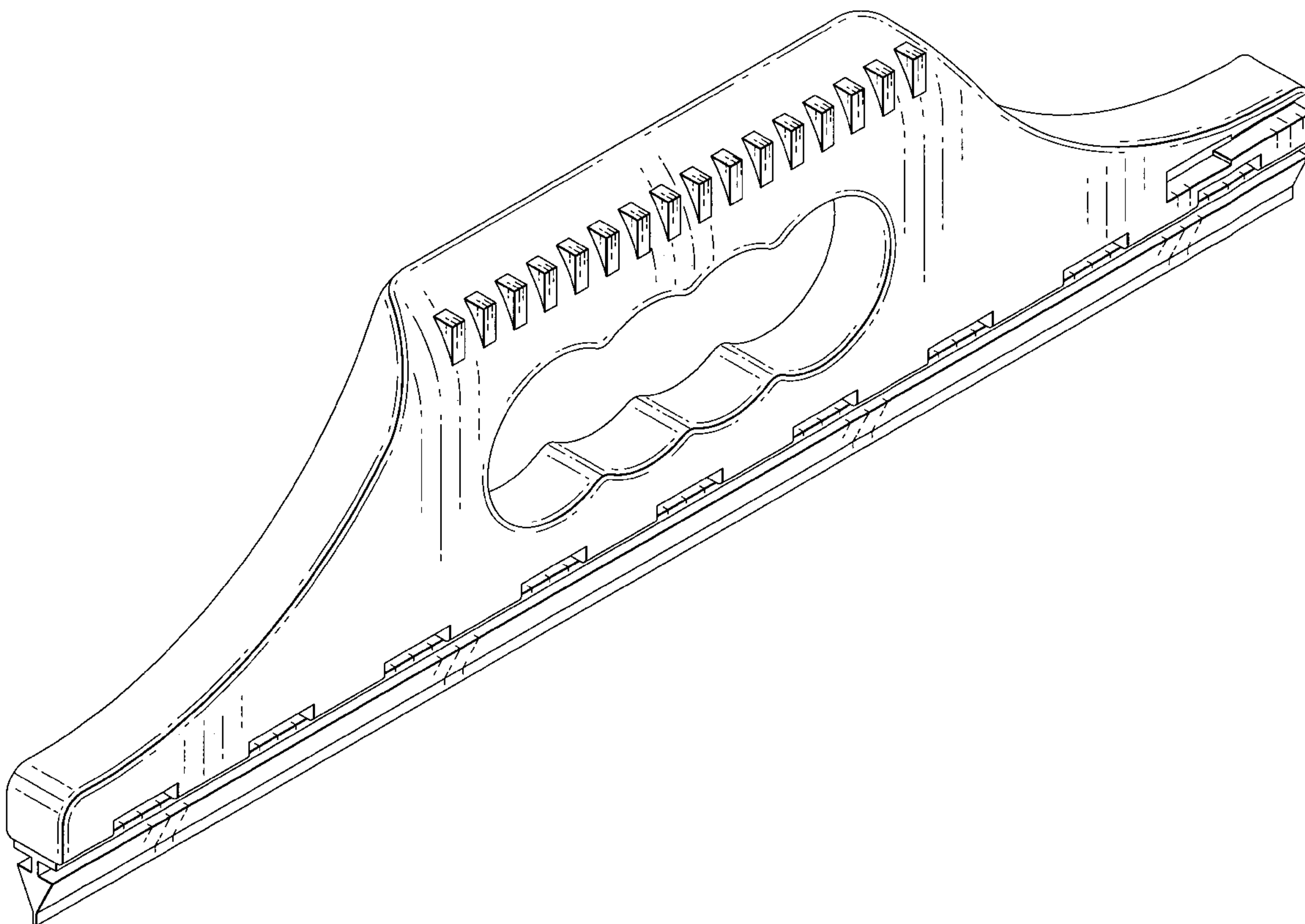
(56) **References Cited**

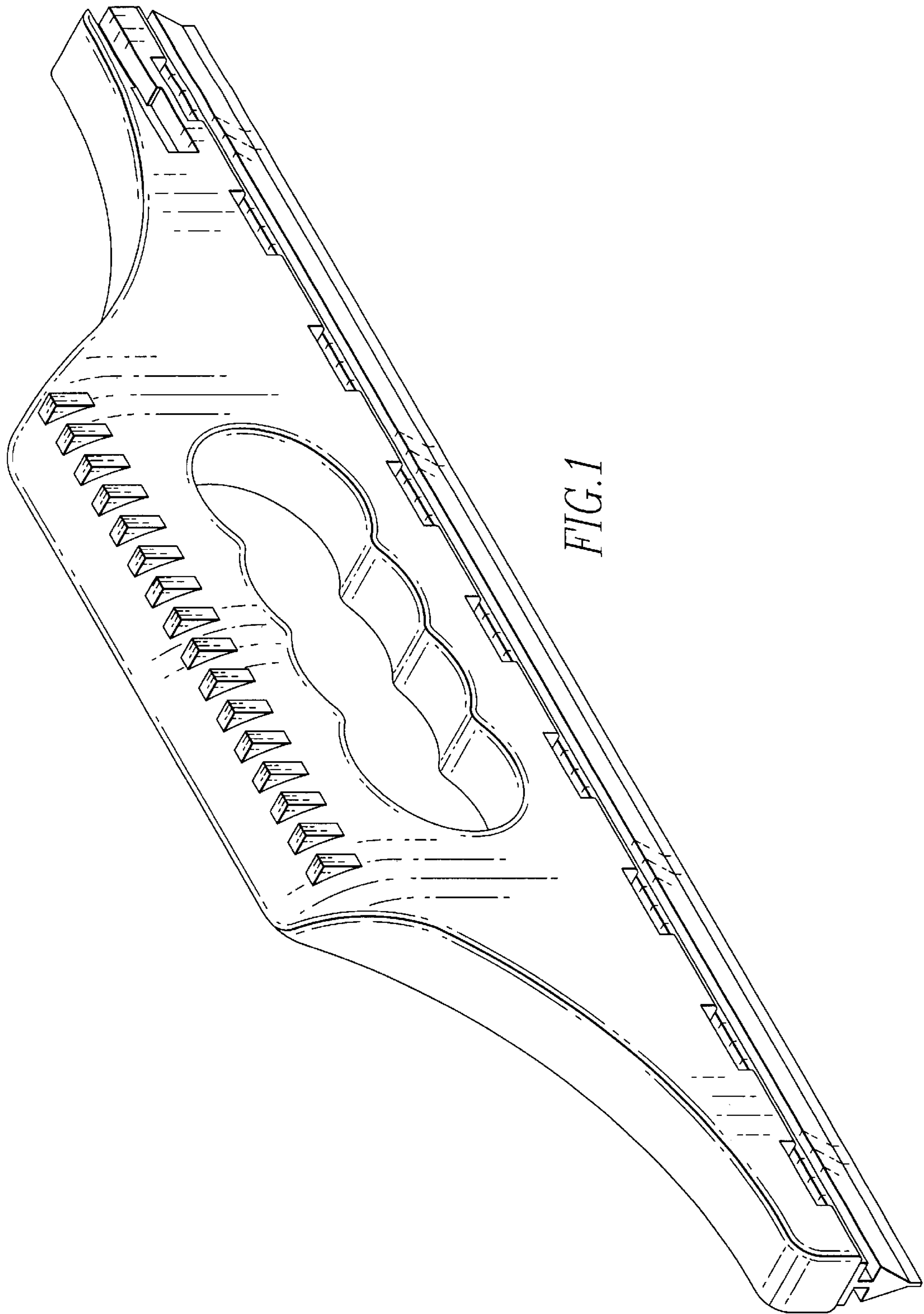
U.S. PATENT DOCUMENTS

2,158,695	A	*	5/1939	Foss	15/245
D191,499	S	*	10/1961	Donay	D32/41
3,408,677	A	*	11/1968	Yates	15/236.02
D312,155	S	*	11/1990	Saunders	D32/46
D352,426	S	*	11/1994	Tucker	D32/46 X

FIG. 1 is a perspective view of a windshield cleaner,
FIG. 2 is a right side view of the windshield cleaner shown
in FIG. 1
FIG. 3 is a left side view of the windshield cleaner shown in
FIG. 1, and
FIG. 4 is a left end view of the windshield cleaner as shown
in FIG. 2, and,
FIG. 5 is a right end view of the windshield cleaner as shown
in FIG. 2.

1 Claim, 4 Drawing Sheets





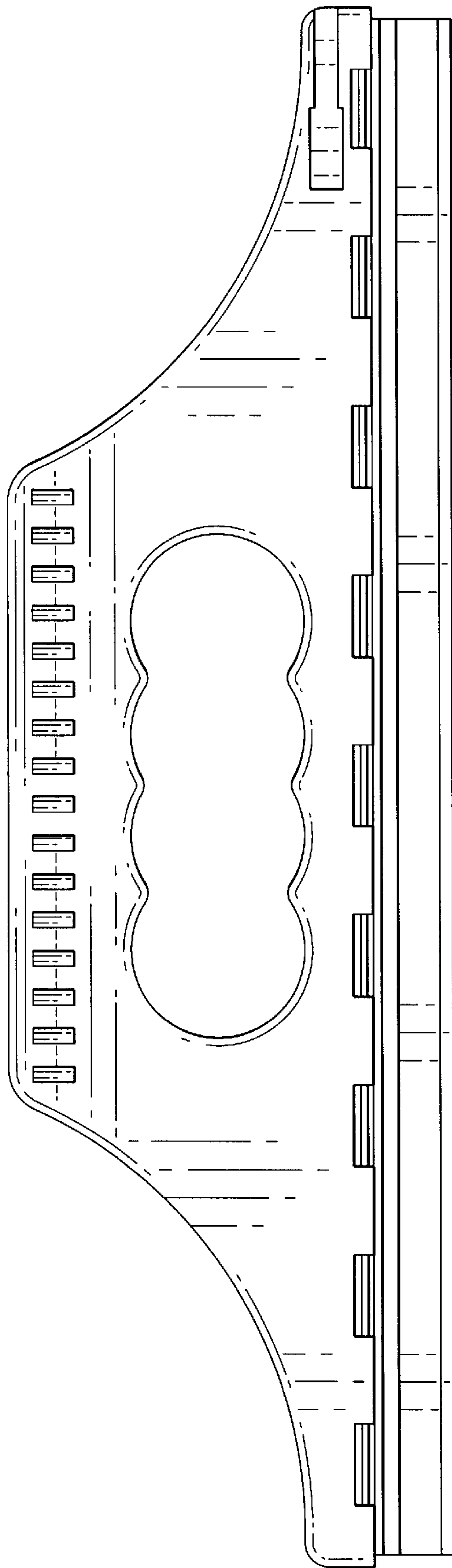


FIG. 2

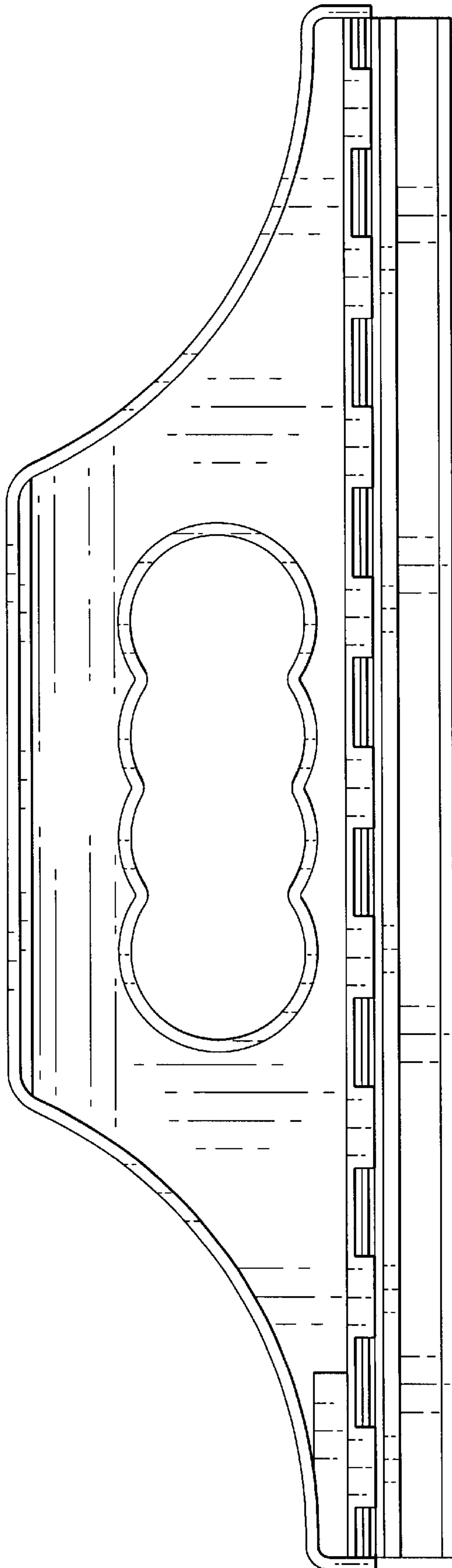


FIG. 3

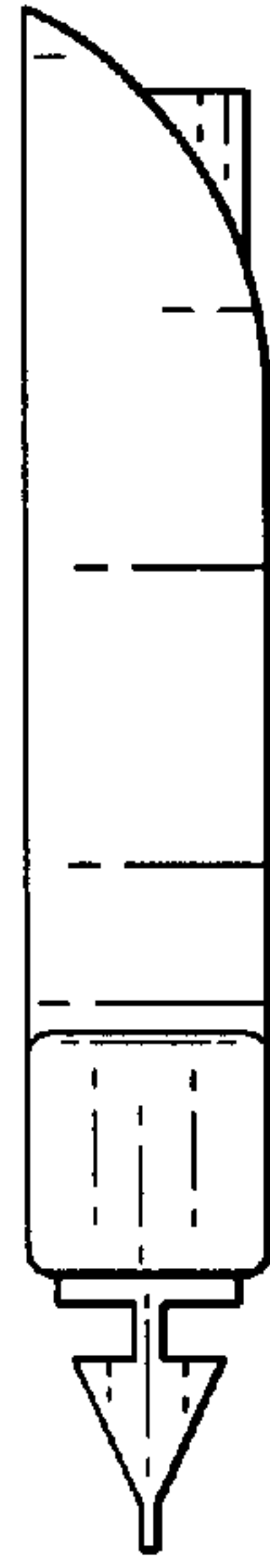


FIG. 4

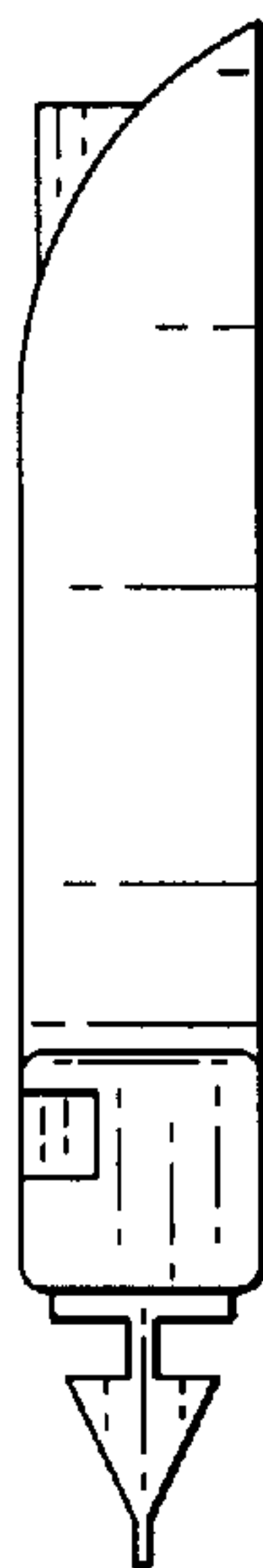


FIG. 5