



US00D481500S

(12) **United States Design Patent**
Libman et al.

(10) **Patent No.:** **US D481,500 S**

(45) **Date of Patent:** **** Oct. 28, 2003**

(54) **SQUEEGEE**

(75) Inventors: **Robert J. Libman**, Champaign, IL
(US); **Enzo Berti**, Dolo/Venice (IT)

(73) Assignee: **The Libman Company**, Arcola, IL
(US)

(**) Term: **14 Years**

(21) Appl. No.: **29/173,338**

(22) Filed: **Dec. 27, 2002**

(51) **LOC (7) Cl.** **07-05**

(52) **U.S. Cl.** **D32/41**

(58) **Field of Search** D32/40, 41, 46,
D32/49; D8/45; 15/121, 143.1, 236.01,
236.02, 245, 245.1; 30/169, 171

(56) **References Cited**

U.S. PATENT DOCUMENTS

D292,532 S * 10/1987 Strongwater D32/49
D318,157 S * 7/1991 Perior D32/41

D360,505 S * 7/1995 Goodman et al. D32/41
D362,934 S * 10/1995 Hansen D32/41
D469,230 S * 1/2003 Libman et al. D32/41

* cited by examiner

Primary Examiner—Alan P. Douglas
Assistant Examiner—Lavone D. Tabor
(74) *Attorney, Agent, or Firm*—Marshall, Gerstein & Borun
LLP

(57) **CLAIM**

The ornamental design for a squeegee, as shown and described.

DESCRIPTION

FIG. 1 is a perspective view of a squeegee in accordance with the present invention;
FIG. 2 is a front elevational view thereof;
FIG. 3 is a rear perspective view thereof; and,
FIG. 4 is a side elevational view, the opposite side view being a mirror image thereof.

1 Claim, 3 Drawing Sheets

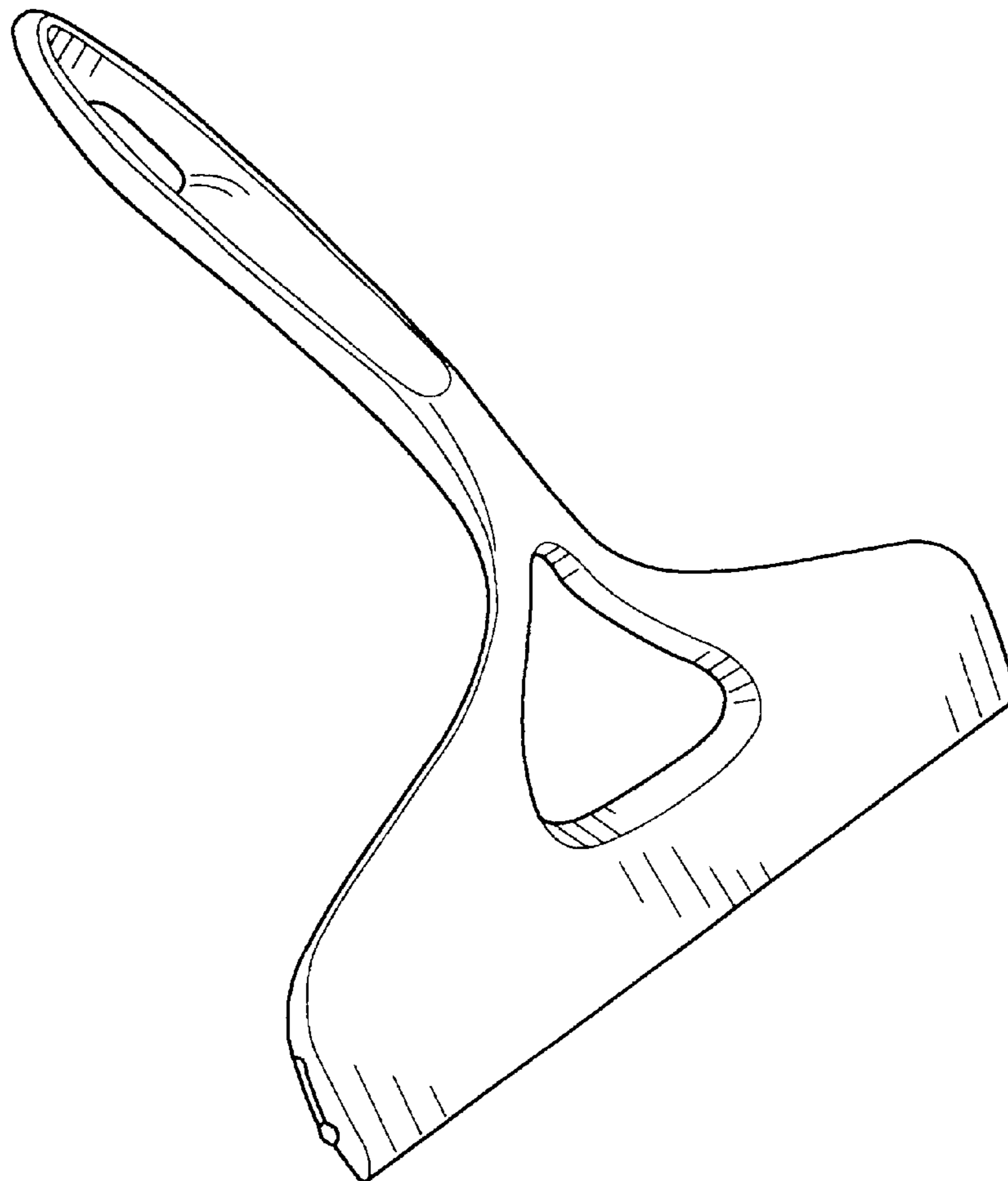


FIG. 1

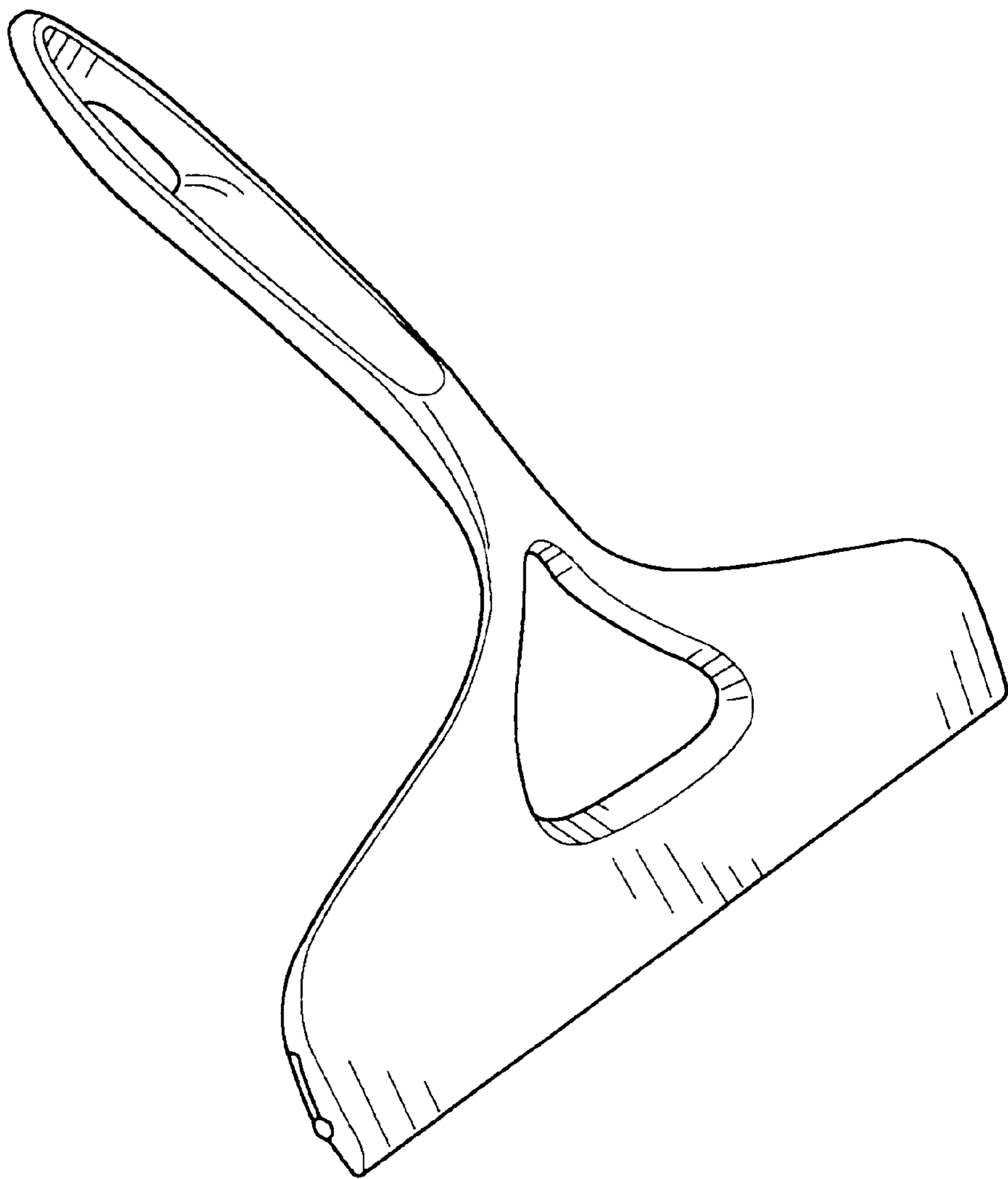


FIG. 2

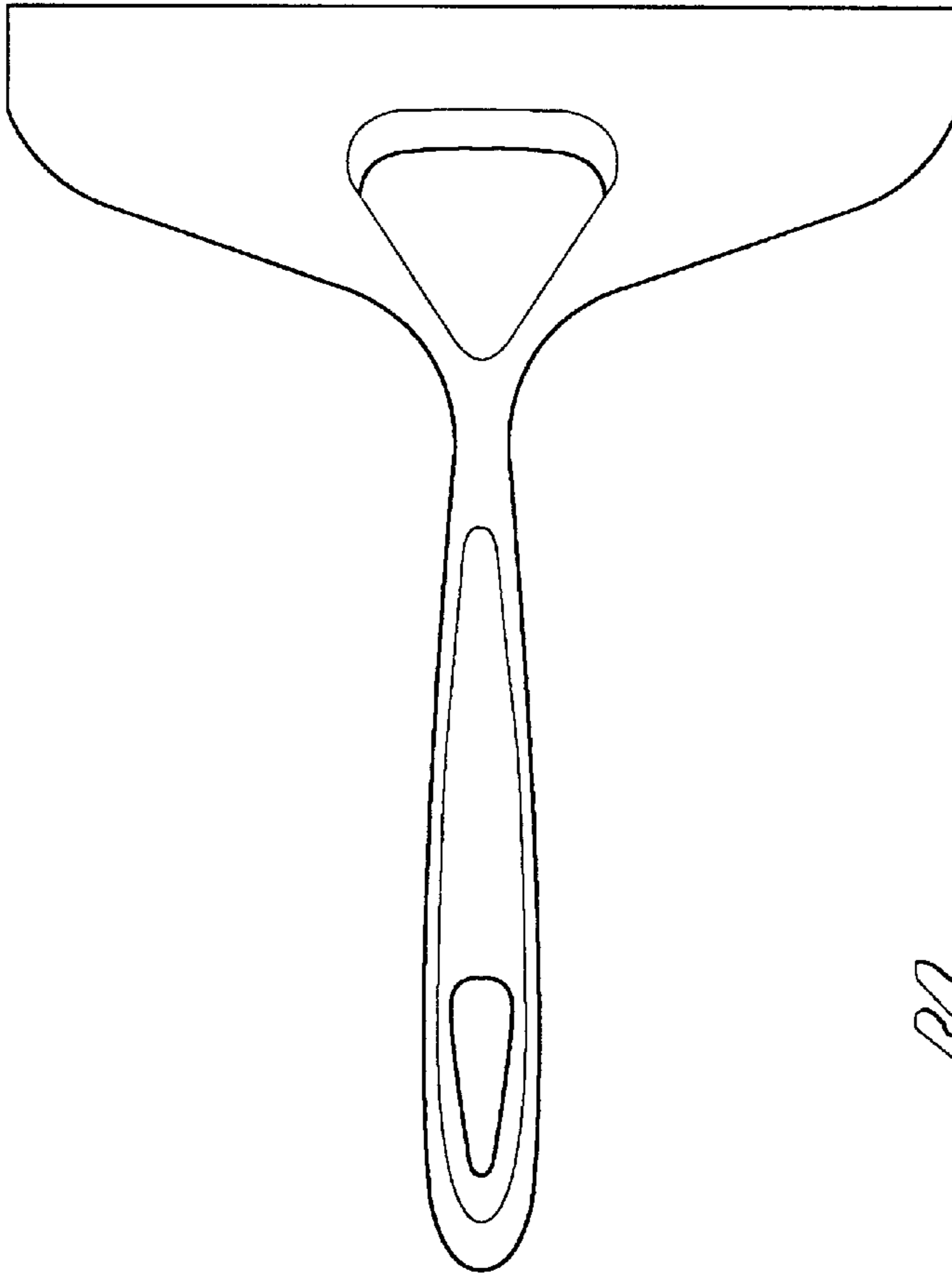


FIG. 4

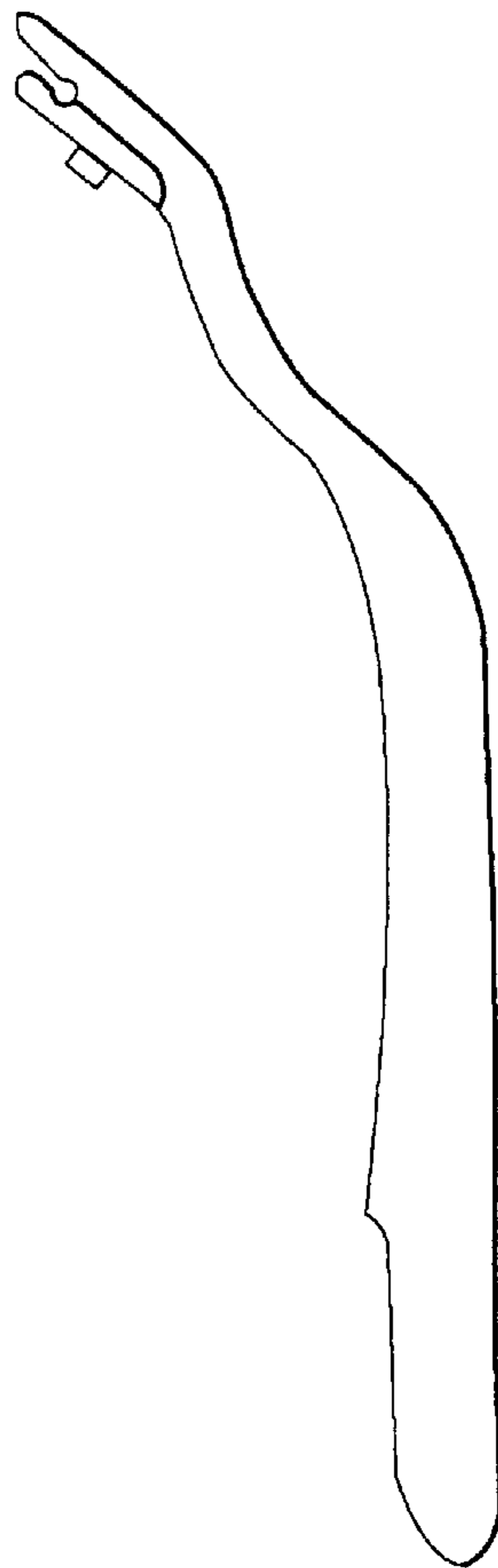


FIG. 3

