



US00D481496S

(12) **United States Design Patent**  
**Sequino**

(10) **Patent No.:** **US D481,496 S**

(45) **Date of Patent:** **\*\* Oct. 28, 2003**

(54) **BENCH FOR CONCEALING A DOG CAGE**

(76) **Inventor:** **Kathy Sequino**, 26 Windsor Rd. East,  
North Haven, CT (US) 06473

(\*\*) **Term:** **14 Years**

(21) **Appl. No.:** **29/160,635**

(22) **Filed:** **May 14, 2002**

(51) **LOC (7) Cl.** ..... **30-02**

(52) **U.S. Cl.** ..... **D30/112; D6/349**

(58) **Field of Search** ..... D30/108-119,  
D30/161; 119/28.5, 165-170, 428-429,  
432, 453, 461, 463, 468-470, 474, 482,  
497-499, 531, 537, 725; 297/461, 462,  
109; D6/390, 349; 5/12.1, 95

(56) **References Cited**

**U.S. PATENT DOCUMENTS**

1,712,862	A	*	5/1929	Wickstrum	.....	297/461
2,577,741	A	*	12/1951	Creveling et al.	.....	297/109
D165,763	S	*	1/1952	Kirby	.....	D6/390
2,828,802	A	*	4/1958	Maurer	.....	297/462
3,297,001	A	*	1/1967	Locke et al.	.....	119/470
4,683,839	A	*	8/1987	Uhrick	.....	119/165
4,803,951	A	*	2/1989	Davis	.....	119/497
4,947,794	A	*	8/1990	Baldwin	.....	119/470
4,951,605	A	*	8/1990	Brown	.....	119/165
5,027,748	A	*	7/1991	Wolak	.....	119/168

5,113,793	A	*	5/1992	Leader et al.	.....	119/453
5,184,568	A	*	2/1993	Healey	.....	119/482
5,394,034	A	*	2/1995	Becker et al.	.....	119/469
D393,111	S	*	3/1998	Herber	.....	D30/161
D404,597	S	*	1/1999	Chavez et al.	.....	D6/333
5,954,014	A	*	9/1999	Wamsley	.....	119/497
6,062,169	A	*	5/2000	Wade et al.	.....	119/165
6,286,456	B1	*	9/2001	Michaelis	.....	119/28.5

\* cited by examiner

*Primary Examiner*—Cathy Anne MacCormac

(74) *Attorney, Agent, or Firm*—St. Onge Steward Johnston  
& Reens

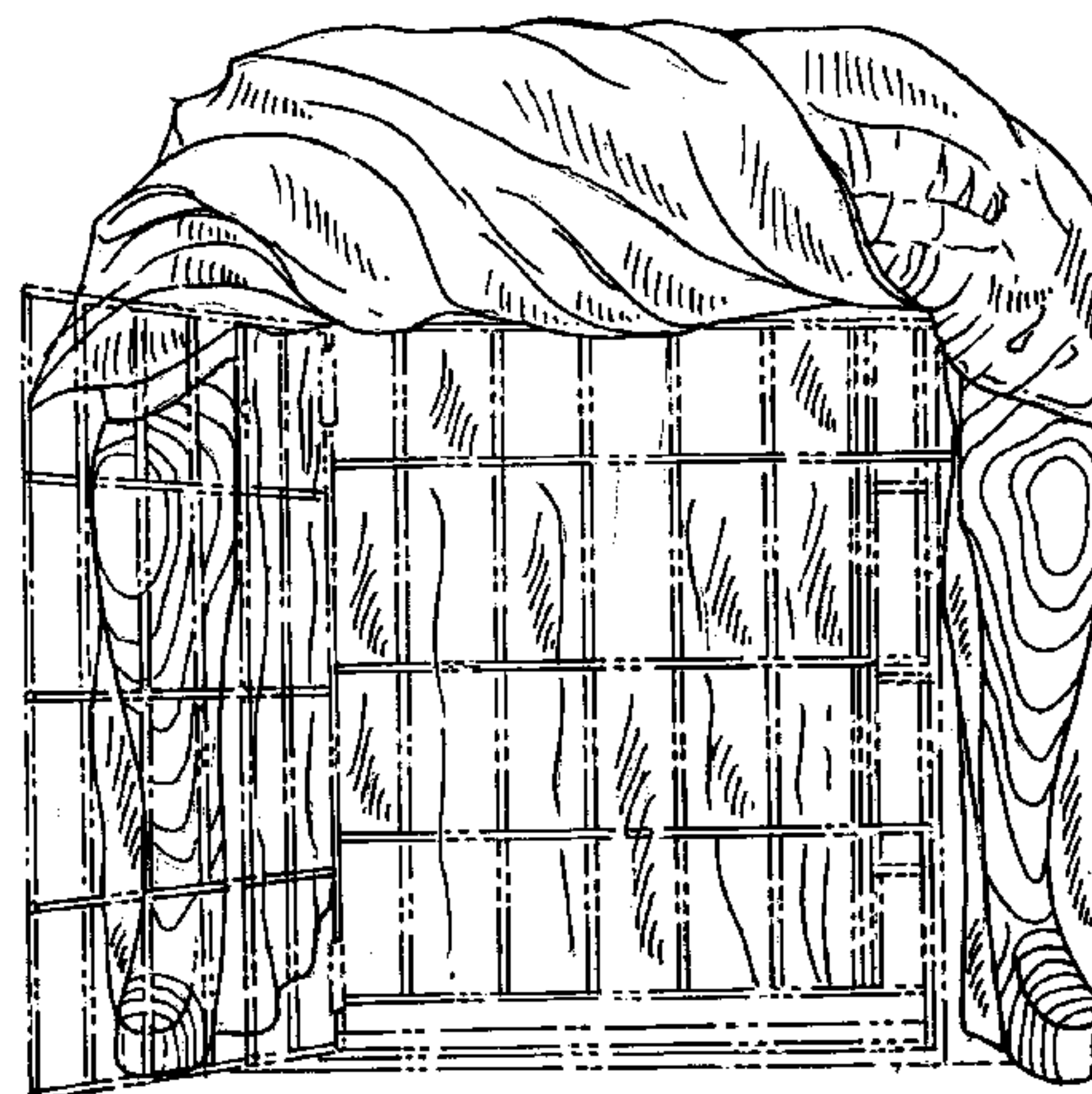

(57) **CLAIM**

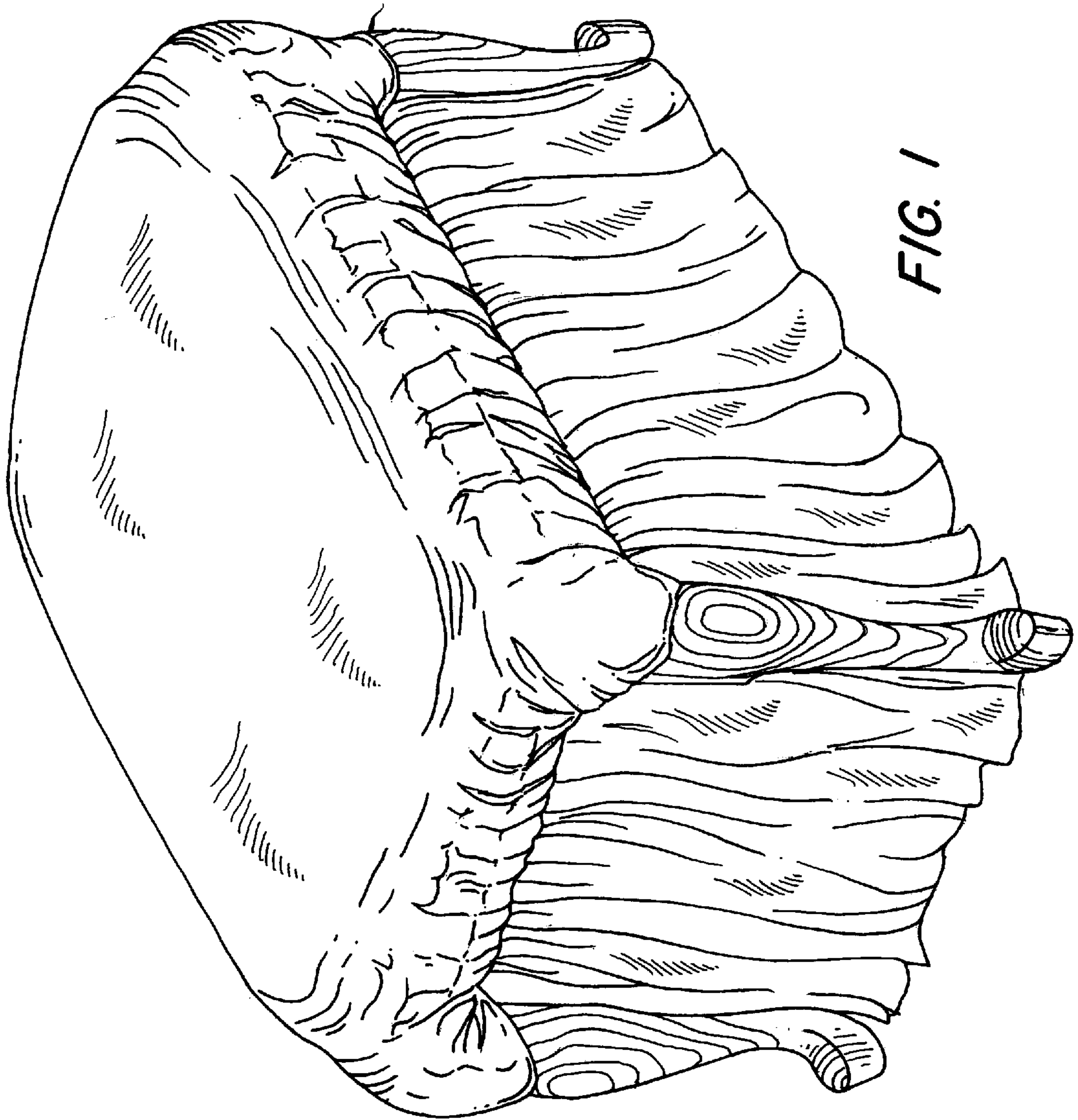
The ornamental design for a bench for concealing a dog cage, as shown and described.

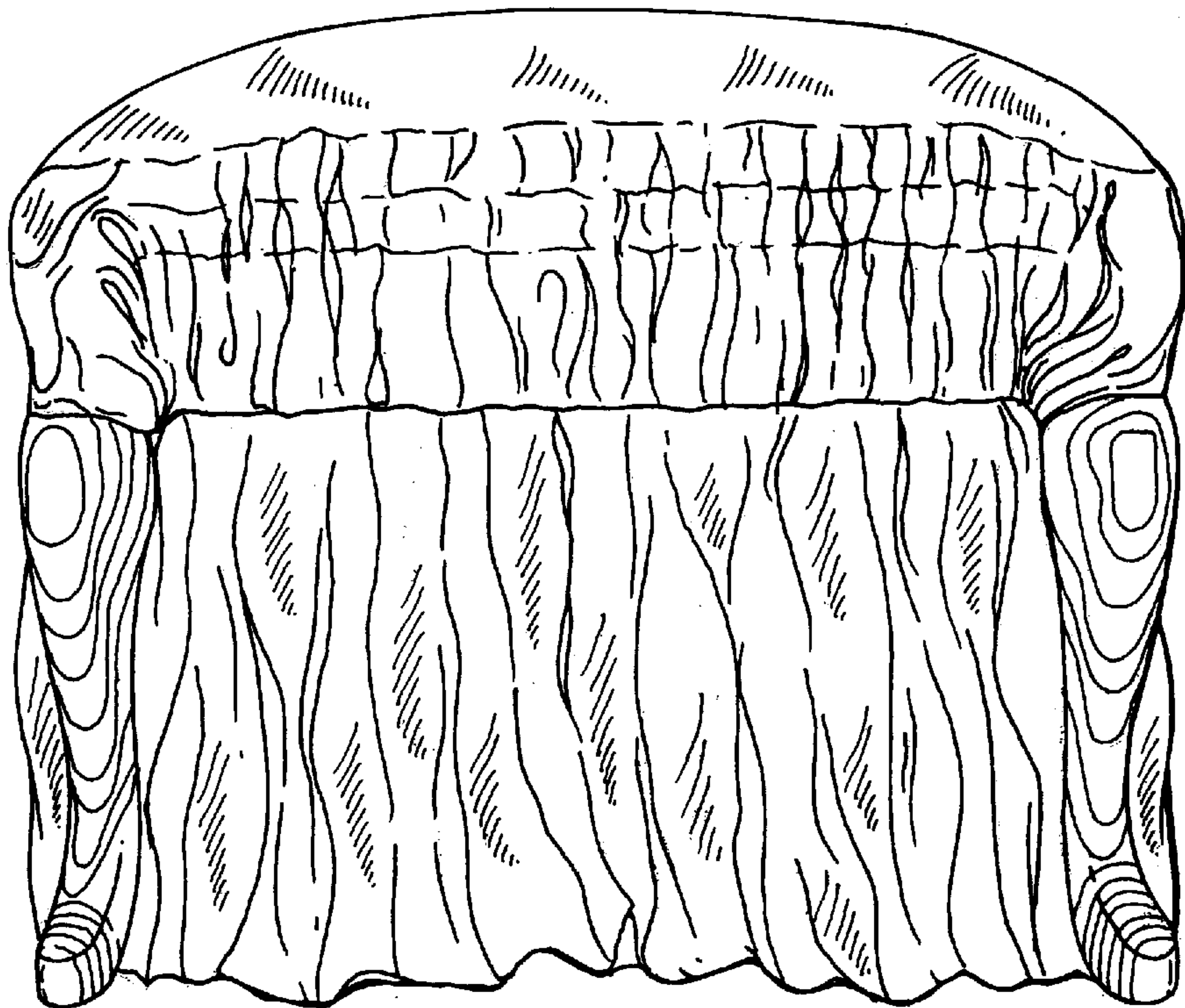
**DESCRIPTION**

FIG. 1 is a front perspective view of a bench for concealing a dog cage in accordance with the new design;  
FIG. 2 is a side view thereof;  
FIG. 3 is a top plan view thereof;  
FIG. 4 is a front view thereof;  
FIG. 5 is a rear view thereof; and,  
FIG. 6 is a front, open-doored view thereof.  
The broken lines are for purposes of illustration only and form no part of the claimed design.


**1 Claim, 4 Drawing Sheets**





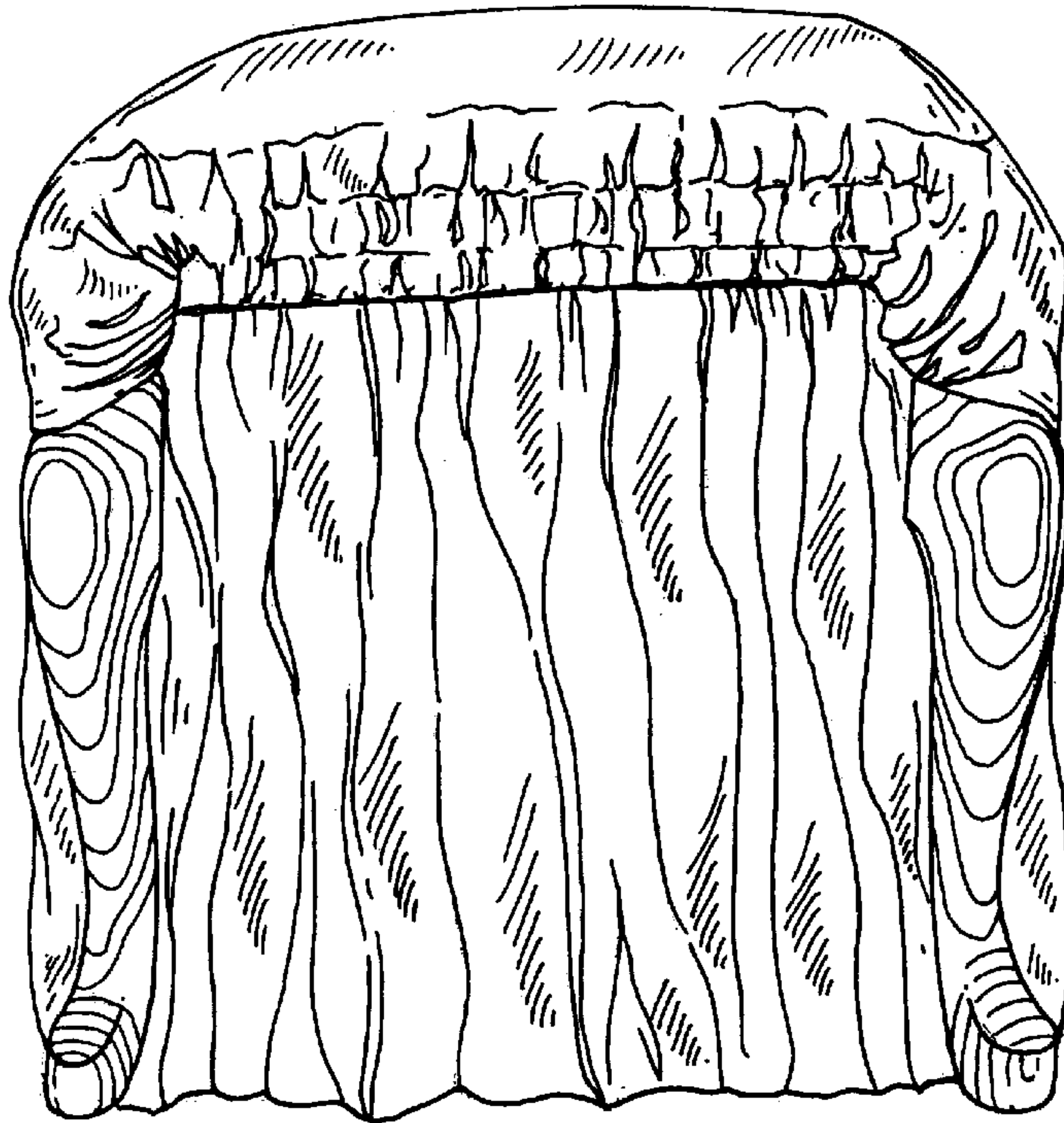


**FIG. 2**

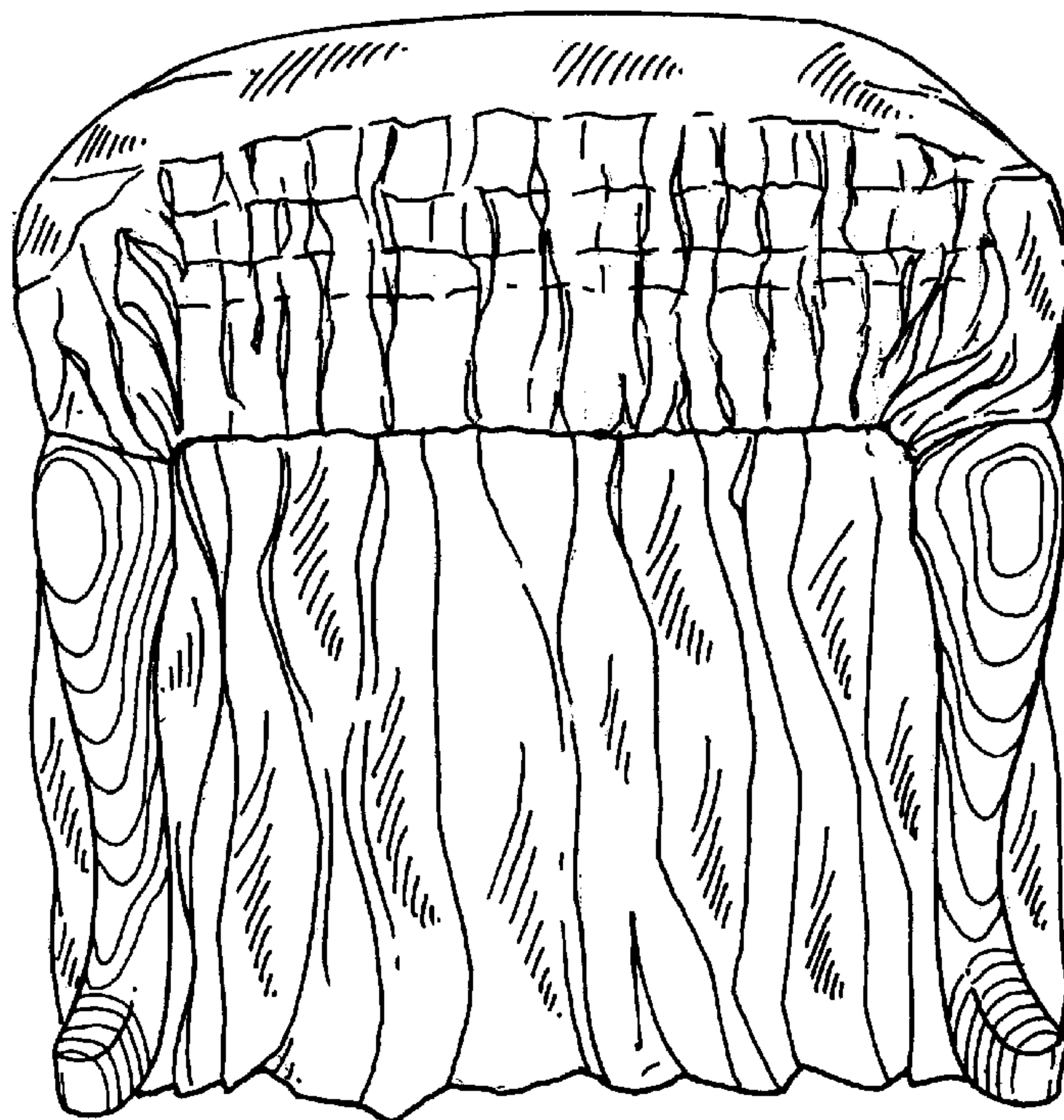


**FIG. 3**

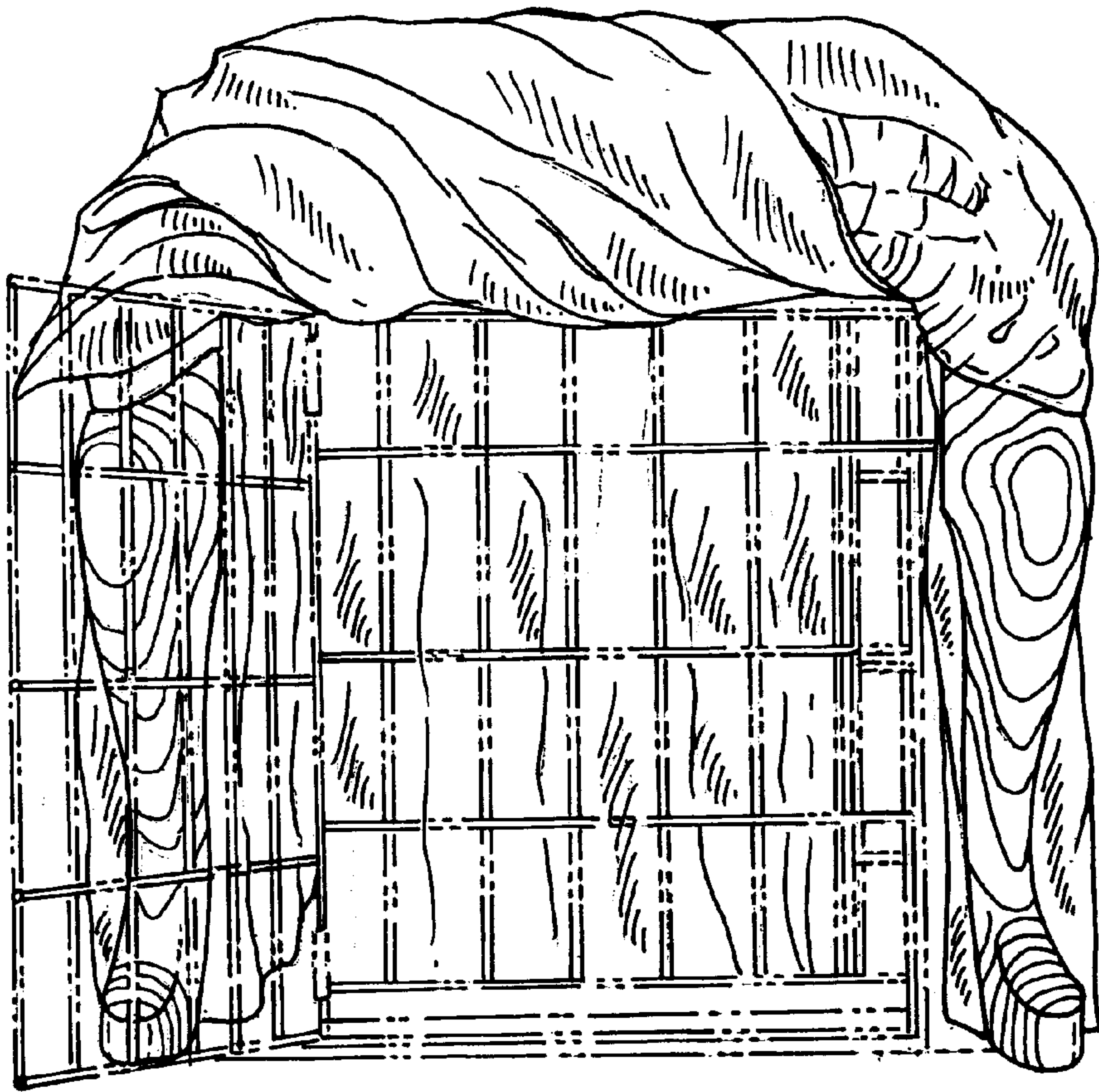




**FIG. 4**



**FIG. 5**



*FIG. 6*