



US00D481477S

(12) **United States Design Patent**  
**Horowitz et al.**

(10) **Patent No.:** **US D481,477 S**

(45) **Date of Patent:** **\*\* Oct. 28, 2003**

(54) **TAILLIGHT ASSEMBLY**

(75) Inventors: **Brian A. Horowitz**, Mission Viejo, CA (US); **Larry Ashley**, Lake Forest, CA (US); **Troy Sumitomo**, Irvine, CA (US); **Ian Cartabiano**, Torrance, CA (US)

(73) Assignee: **American Products Company, Inc.**, Corona, CA (US)

(\*\*) Term: **14 Years**

(21) Appl. No.: **29/175,385**

(22) Filed: **Jan. 31, 2003**

**Related U.S. Application Data**

(63) Continuation of application No. 29/169,567, filed on Oct. 22, 2002, now Pat. No. Des. 471,660.

(51) **LOC (7) Cl.** ..... **26-06**

(52) **U.S. Cl.** ..... **D26/28**

(58) **Field of Search** ..... D26/28-36; 362/61, 362/80, 81, 82, 83, 83.4, 267, 269, 275, 330-340

(56) **References Cited**

**U.S. PATENT DOCUMENTS**

1,295,424	A	*	2/1919	Brown	.....	D26/28
D363,561	S		10/1995	Lagaay et al.		
6,243,008	B1		6/2001	Korabiak		
D452,924	S		1/2002	Kim		
D459,505	S	*	6/2002	Horowitz	.....	D26/28
D471,660	S	*	3/2003	Horowitz	.....	D26/28

**OTHER PUBLICATIONS**

Photograph of stock Honda Civic Si Hatchback ('03.)  
American Products Company Y2K Catalog p. 9 (published Oct. 21, 1999).

American Products Company 2001 Catalog p. 10-13 (published Oct. 10, 2000).

American Products Company 2002 Catalog p. 1-10 (published Oct. 31, 2001).

American Products Company 2002 Catalog p. 4-13 (published Jan. 3, 2002).

American Products Company 2002 Catalog p. viii-ix & 4-13 (published Feb. 21, 2002).

Advertisement, Stillen Sports Cars from Sport Compact Car, vol. 13, No. 3, Mar. 2001, p. 58-59.

\* cited by examiner

*Primary Examiner*—Marcus A. Jackson

(74) *Attorney, Agent, or Firm*—Knobbe Martens Olson & Bear LLP

(57) **CLAIM**

The ornamental design for a taillight assembly, as shown and described.

**DESCRIPTION**

FIG. 1 is a front left perspective view of the taillight assembly of the present design;

FIG. 2 is a front elevational view of the taillight assembly of FIG. 1;

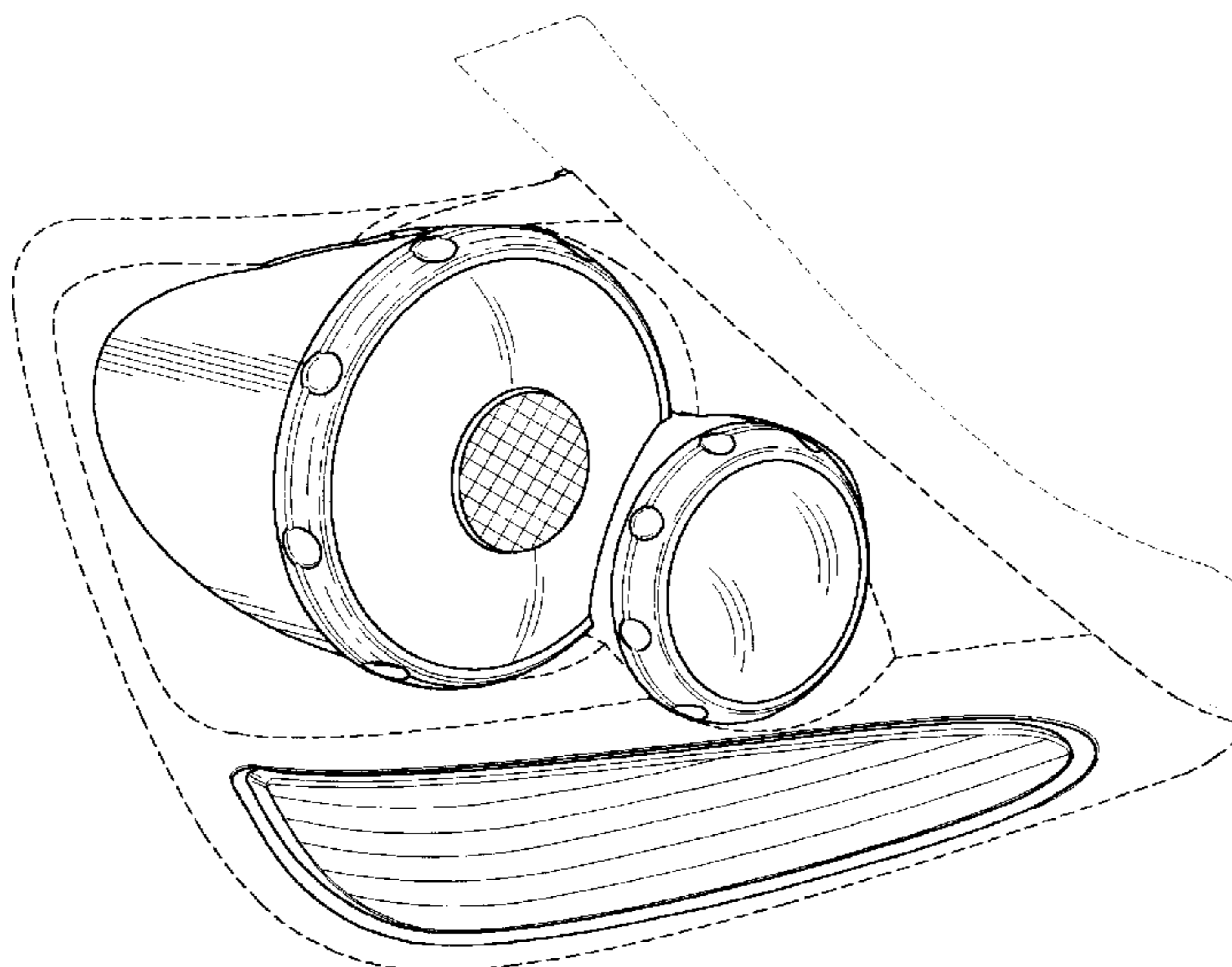
FIG. 3 is a left side elevational view of the taillight assembly of FIG. 1;

FIG. 4 is a top plan view of the taillight assembly of FIG. 1; and,

FIG. 5 is a front left three quarter view of the taillight assembly of FIG. 1, showing the taillight assembly installed on a vehicle.

Phantom lining, where used, is for illustrative purposes only and is not intended to limit the claimed design to the features shown in phantom.

**1 Claim, 3 Drawing Sheets**



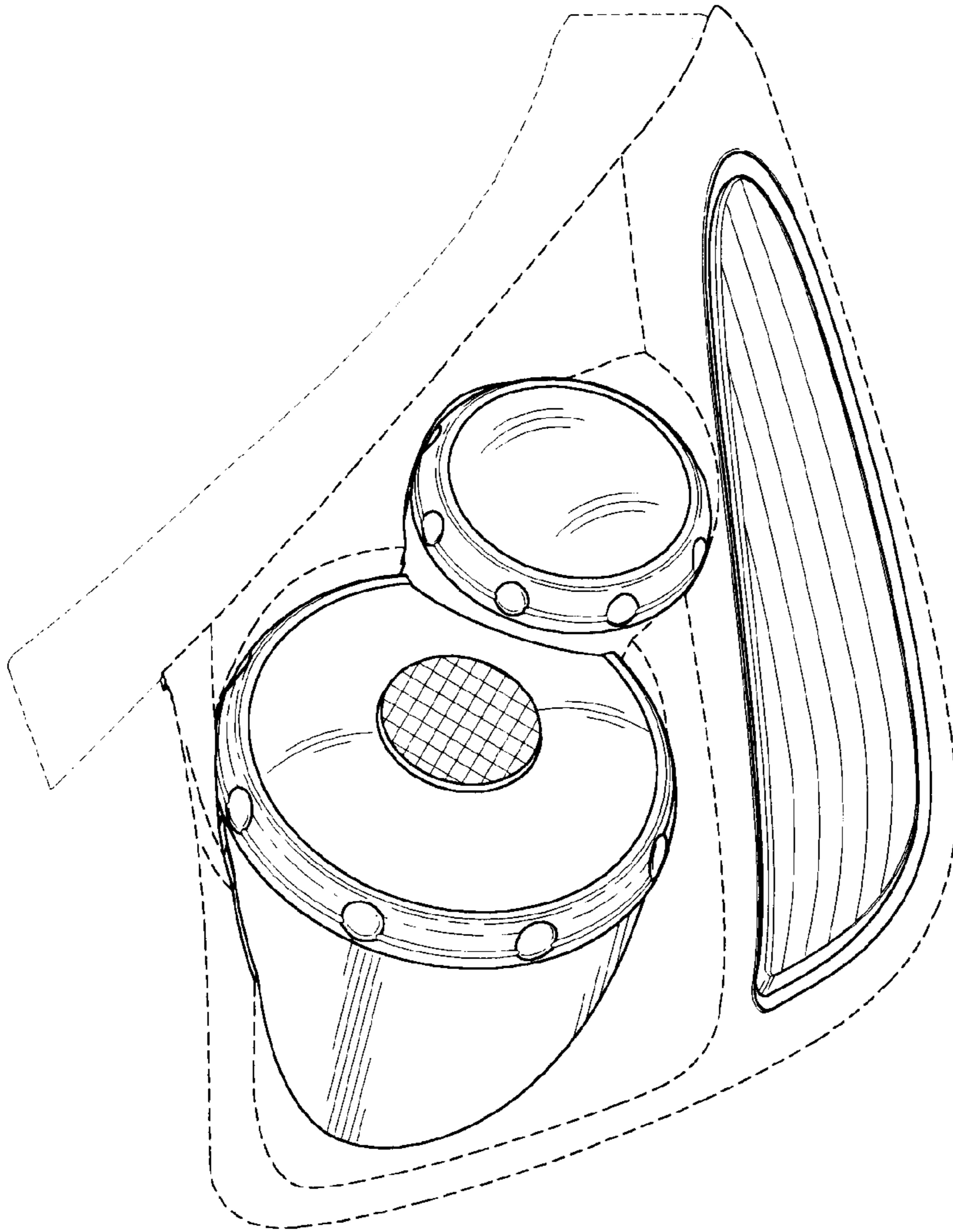


FIG. 1

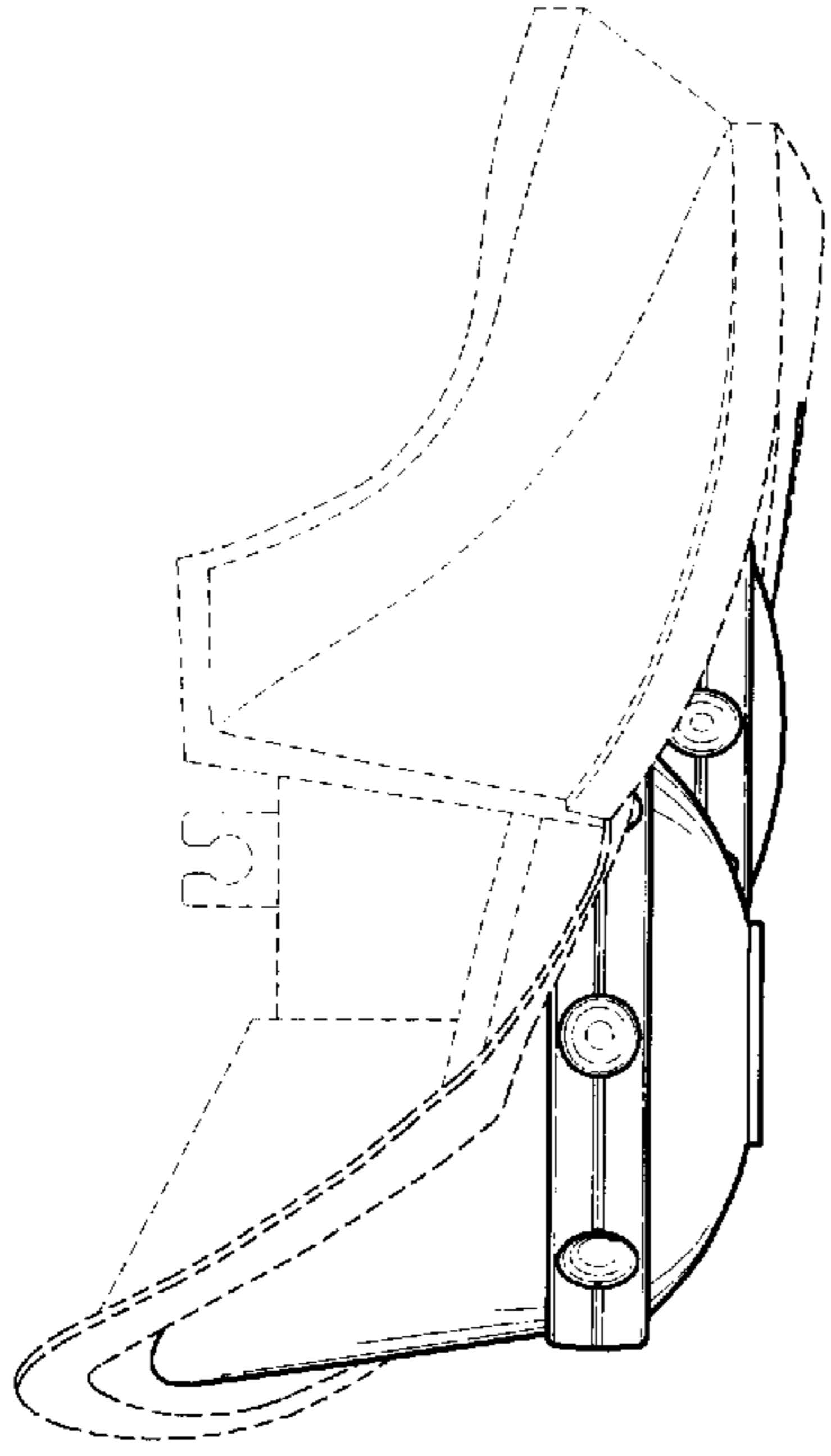


FIG. 4

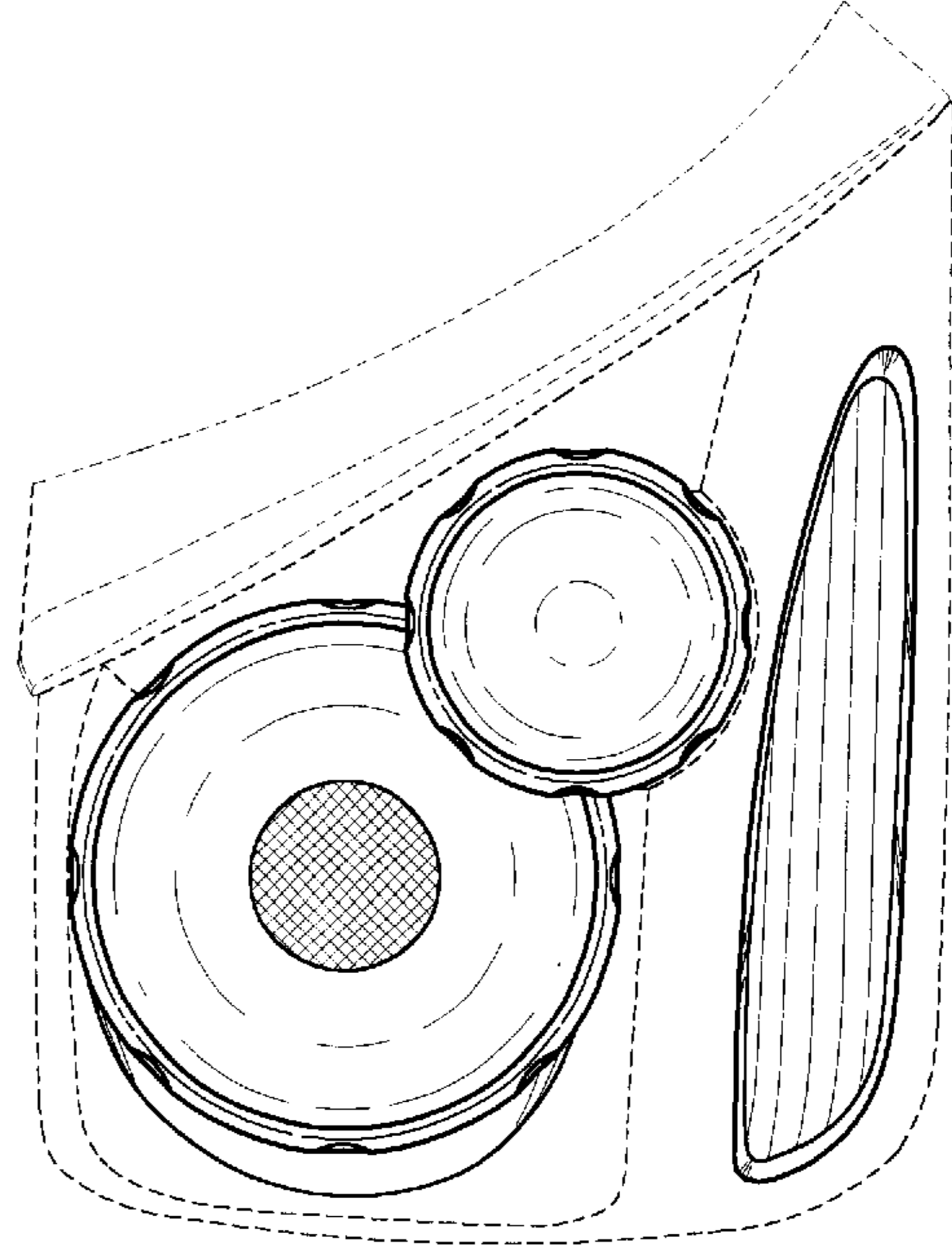


FIG. 2

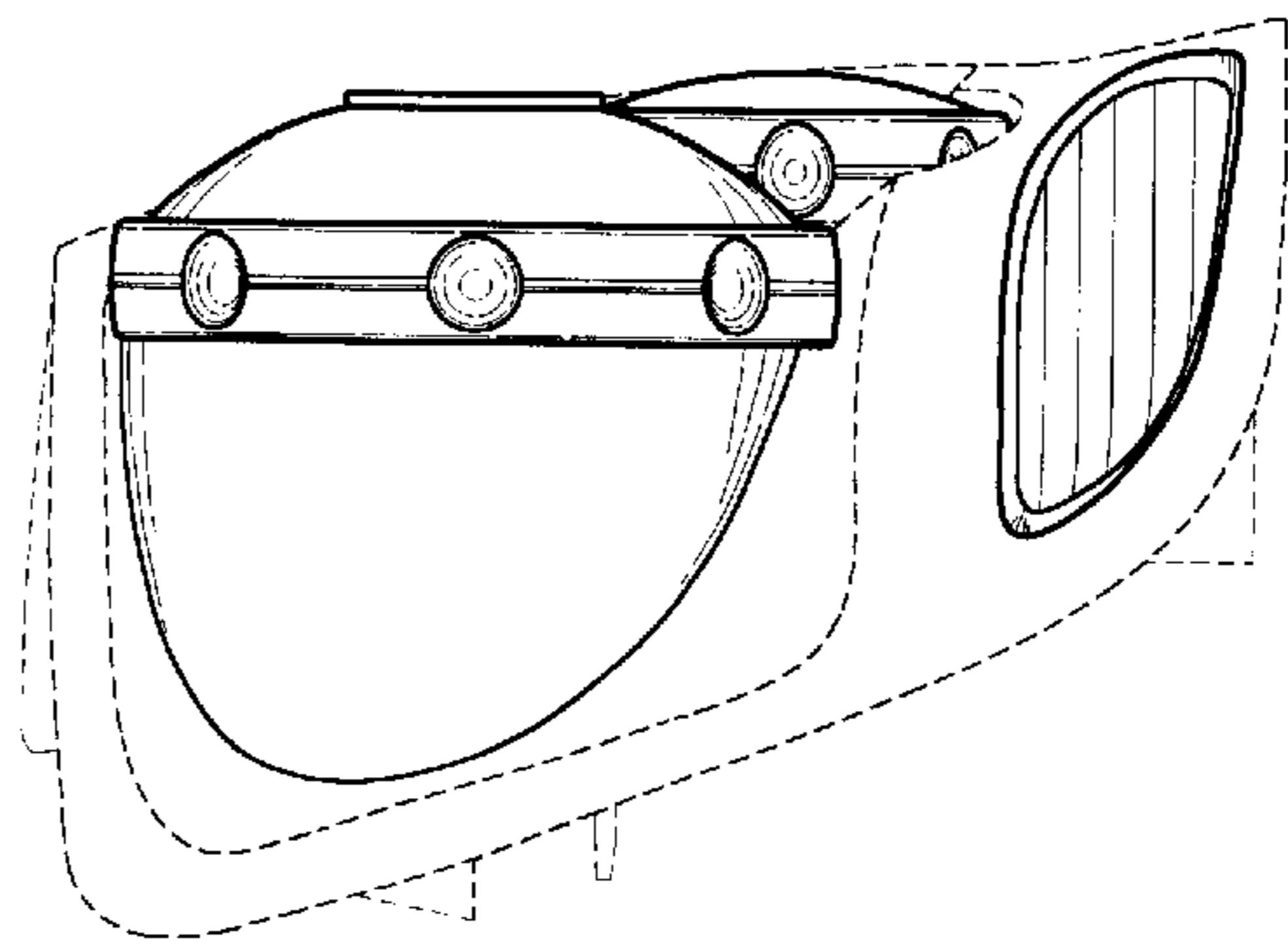


FIG. 3

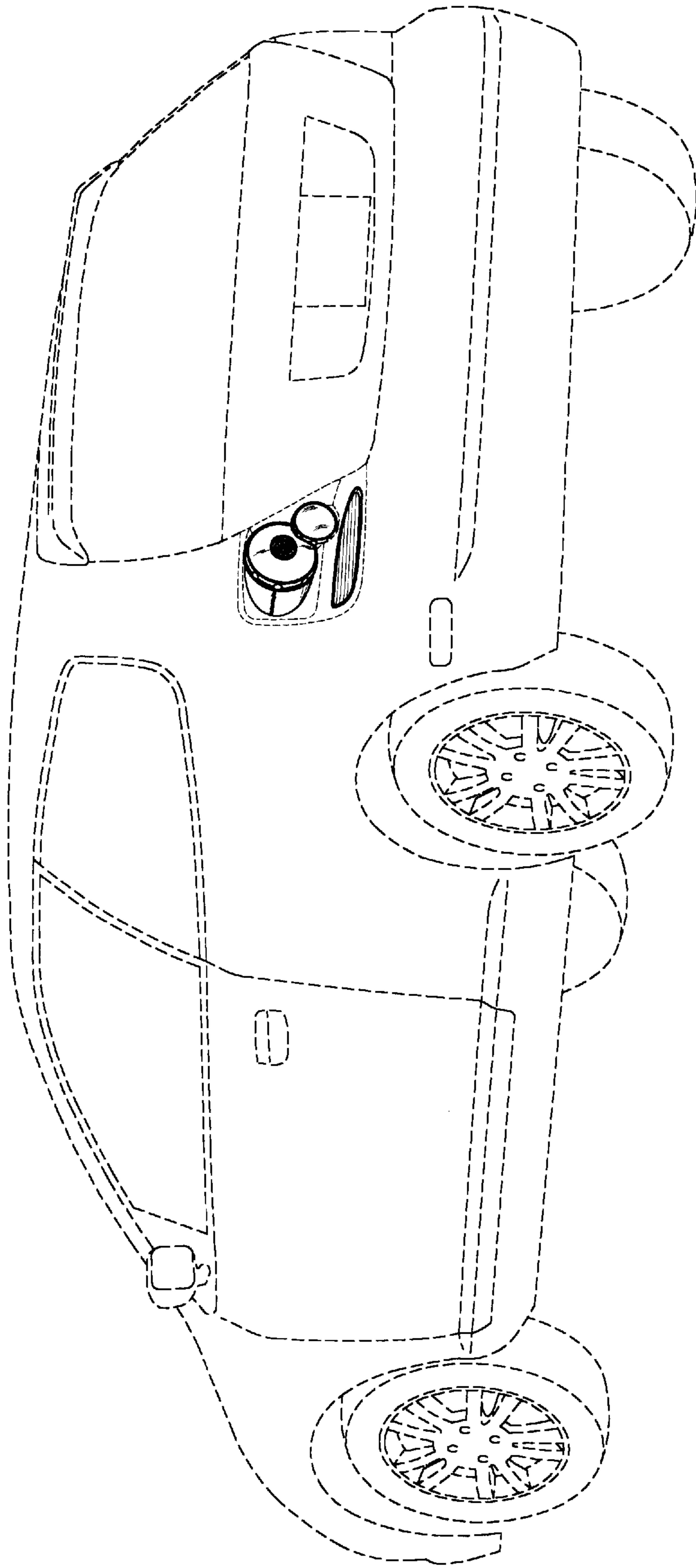


FIG. 5