



US00D481469S

(12) **United States Design Patent**
Crawley et al.

(10) **Patent No.:** **US D481,469 S**
(45) **Date of Patent:** **** Oct. 28, 2003**

(54) **TILE MOSAIC**

(76) Inventors: **Myles Crawley**, P.O. Box 200217,
Denver, CO (US) 80220-0217; **Dänica**
L. Lisle-Crawley, P.O. Box 200217,
Denver, CO (US) 80220-0217

(**) Term: **14 Years**

(21) Appl. No.: **29/175,808**

(22) Filed: **Feb. 10, 2003**

Related U.S. Application Data

(62) Division of application No. 29/157,637, filed on Mar. 21,
2002.

(51) **LOC (7) Cl.** **25-01**

(52) **U.S. Cl.** **D25/160**

(58) **Field of Search** D25/138, 163,
D25/157, 159, 160, 161, 162; 52/311.1,
314, 316

(56) **References Cited**

U.S. PATENT DOCUMENTS

D115,622 S * 7/1939 Jewett D25/160

* cited by examiner

Primary Examiner—Doris Clark

(74) *Attorney, Agent, or Firm*—Dorsey & Whitney LLP

(57) **CLAIM**

We claim the ornamental design for tile mosaic, as shown
and described.

DESCRIPTION

FIG. 1 is a front elevation of a first embodiment of the tile
mosaic according to the present invention;

FIG. 2 is a right side view of the tile mosaic of FIG. 1, the
left side view being a mirror image thereof;

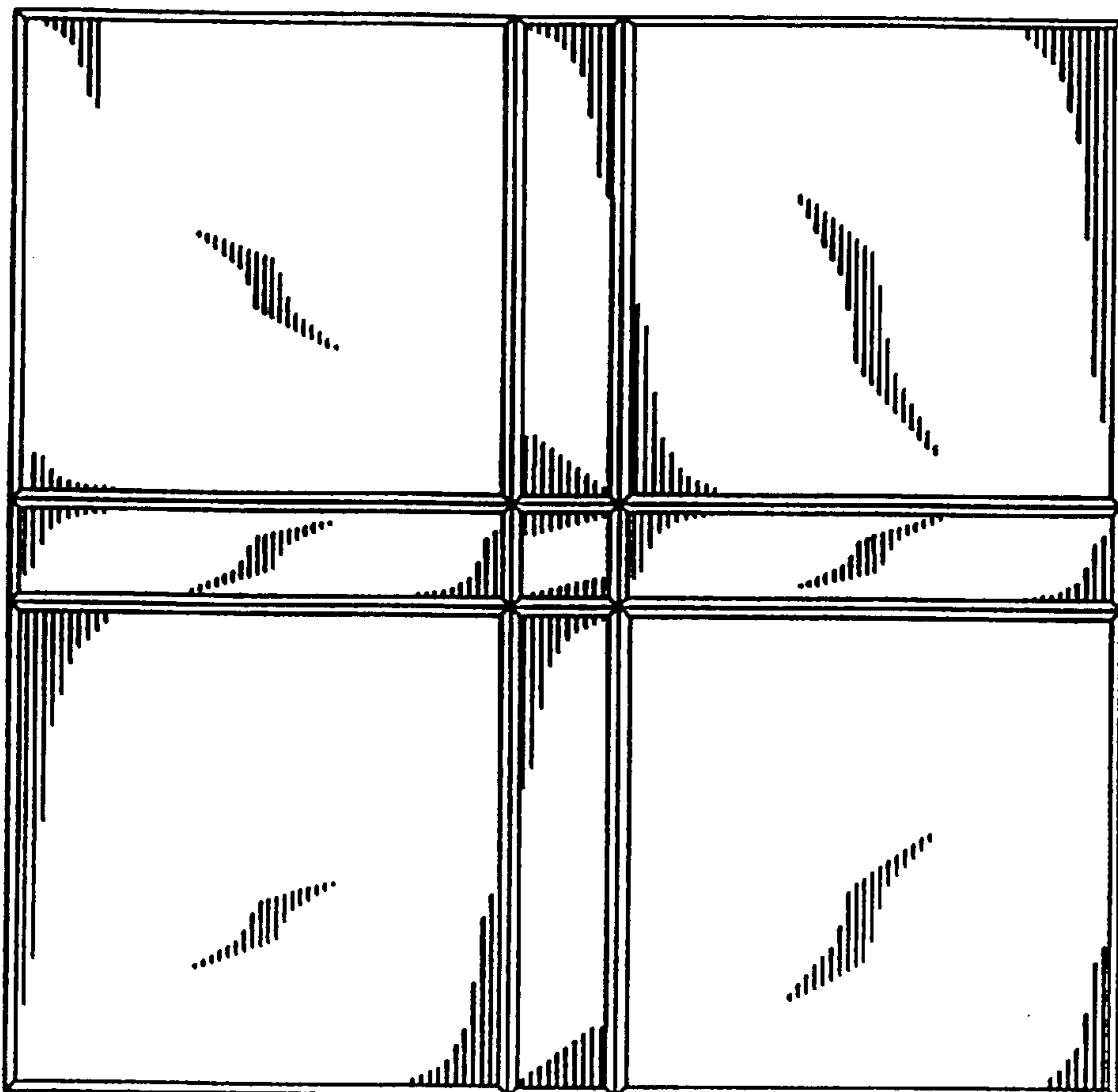
FIG. 3 is a bottom view of the tile mosaic of FIG. 1, the top
view being a mirror image thereof;

FIG. 4 is a front elevation of a second embodiment of the tile
mosaic according to the present invention;

FIG. 5 is a right side view of the tile mosaic of FIG. 4, the
left side view being a mirror image thereof; and,

FIG. 6 is a bottom view of the tile mosaic of FIG. 4, the top
view being a mirror image thereof.

1 Claim, 2 Drawing Sheets



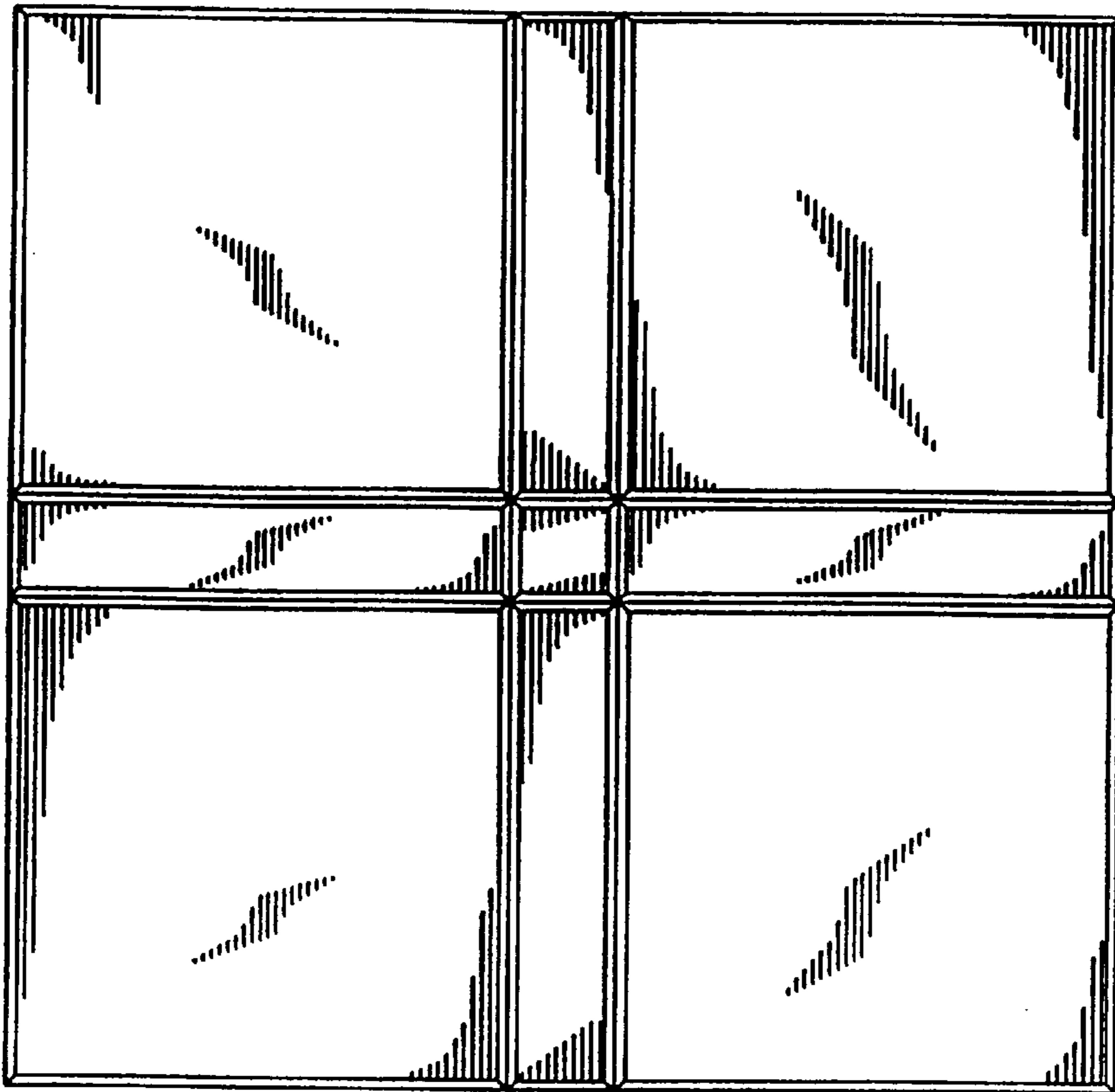


Fig. 1



Fig. 2




Fig. 3

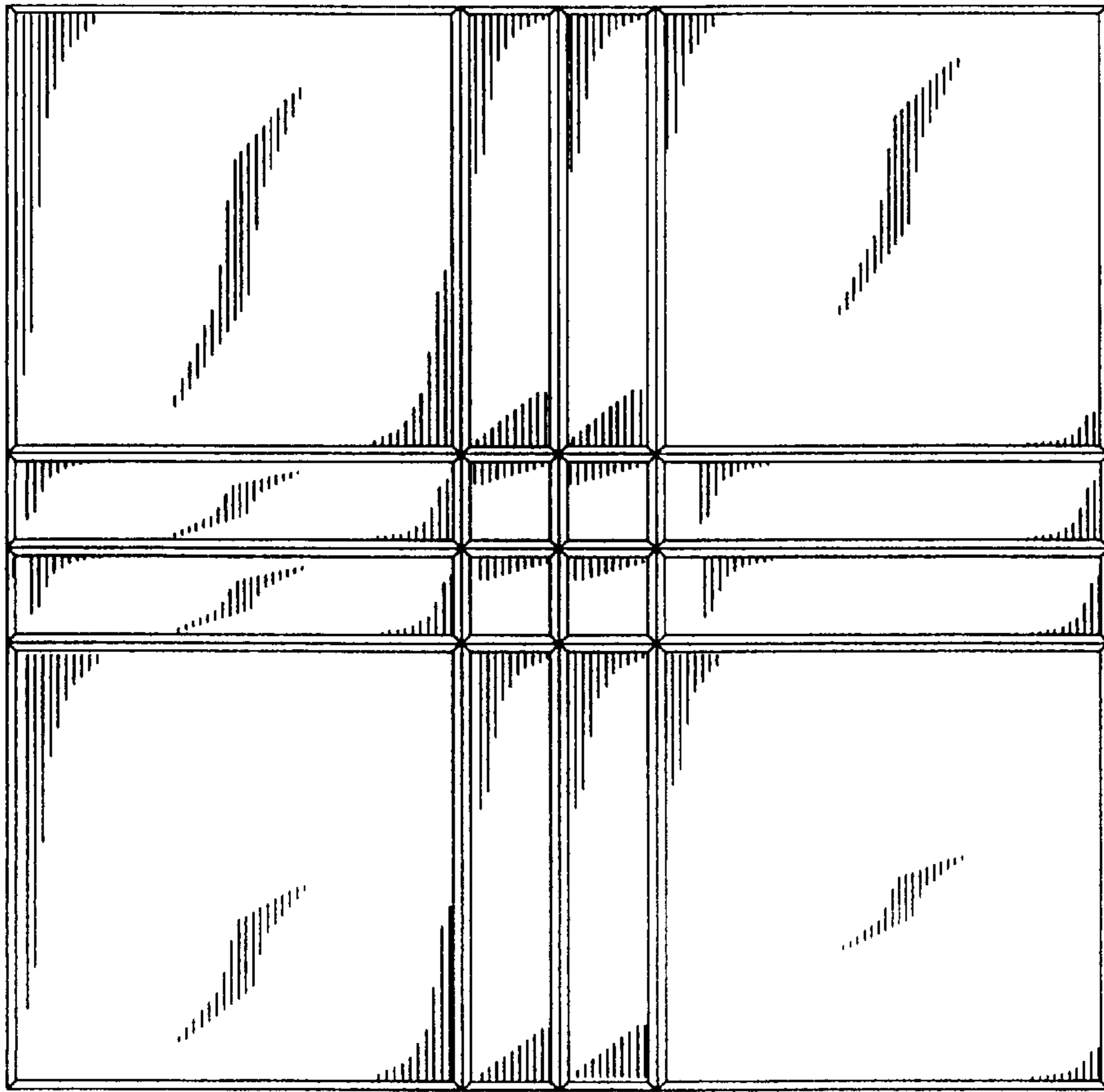


Fig. 4



Fig. 5



Fig. 6