



US00D481466S

(12) **United States Design Patent**  
**Mueller et al.**

(10) **Patent No.: US D481,466 S**

(45) **Date of Patent: \*\* Oct. 28, 2003**

(54) **PARTITION**

(75) Inventors: **Karl Heinz Mueller**, E. Grand Rapids, MI (US); **Karl J. Mead**, E. Grand Rapids, MI (US); **David M. Gresham**, E. Grand Rapids, MI (US)

(73) Assignee: **Steelcase Development Corporation**, Caledonia, MI (US)

(\*\*) Term: **14 Years**

- 5,155,960 A 10/1992 Shaanan
- 5,247,773 A 9/1993 Weir
- 5,274,975 A 1/1994 Haag
- 5,277,512 A 1/1994 Dwillies
- 5,287,666 A 2/1994 Frascaroli et al.
- 5,339,576 A 8/1994 Fussler
- 5,341,615 A 8/1994 Hodges et al.
- 5,347,778 A 9/1994 Bray
- 5,377,466 A 1/1995 Insalaco et al.
- 5,394,658 A 3/1995 Schreiner et al.
- 5,524,394 A 6/1996 Szabo, Sr. et al.
- 5,560,169 A 10/1996 Palmer

(21) Appl. No.: **29/173,761**

(22) Filed: **Jan. 6, 2003**

(List continued on next page.)

**Related U.S. Application Data**

(62) Division of application No. 29/158,200, filed on Mar. 29, 2002, now Pat. No. Des. 474,547.

(51) **LOC (7) Cl. .... 25-02**

(52) **U.S. Cl. .... D25/58**

(58) **Field of Search .... D25/138, 58, 119; 52/239, 242, 262, 263, 287.1, 290, 717.01, 718.01, 266, 267, 270, 283, 284, 415, 474**

(56) **References Cited**

**U.S. PATENT DOCUMENTS**

- 3,778,175 A 12/1973 Zimmer
- 3,807,102 A 4/1974 Albinson et al.
- 3,849,962 A 11/1974 Albinson et al.
- 4,073,113 A 2/1978 Oudot et al.
- 4,109,429 A 8/1978 Whisson
- 4,192,106 A 3/1980 Hell
- 4,360,240 A 11/1982 Koncelik et al.
- 4,366,999 A 1/1983 Koncelik et al.
- 4,433,630 A 2/1984 Laborie
- 4,560,130 A 12/1985 Schwartz
- 4,571,906 A 2/1986 Ashton
- 4,611,448 A 9/1986 De Long
- 4,677,794 A 7/1987 Parron et al.
- 4,891,922 A 1/1990 Hozer et al.
- 5,101,606 A 4/1992 Meru
- 5,125,193 A 6/1992 Beaulieu

*Primary Examiner*—Doris Clark

(74) *Attorney, Agent, or Firm*—Price, Heneveld, Cooper, DeWitt & Litton

(57) **CLAIM**

We claim the ornamental design for a partition, as shown and described.

**DESCRIPTION**

FIG. 1 is a perspective view of a partition embodying our design;

FIG. 2 is a front view of FIG. 1, the rear being a mirror image thereof;

FIG. 3 is a side view of FIG. 1, the opposite side being a mirror image thereof;

FIG. 4 is a top view of FIG. 1; and

FIG. 5 is a bottom view of FIG. 1.

FIG. 6 is a perspective view of a second embodiment of a partition embodying our design;

FIG. 7 is a front view of FIG. 6, the rear being a mirror image thereof;

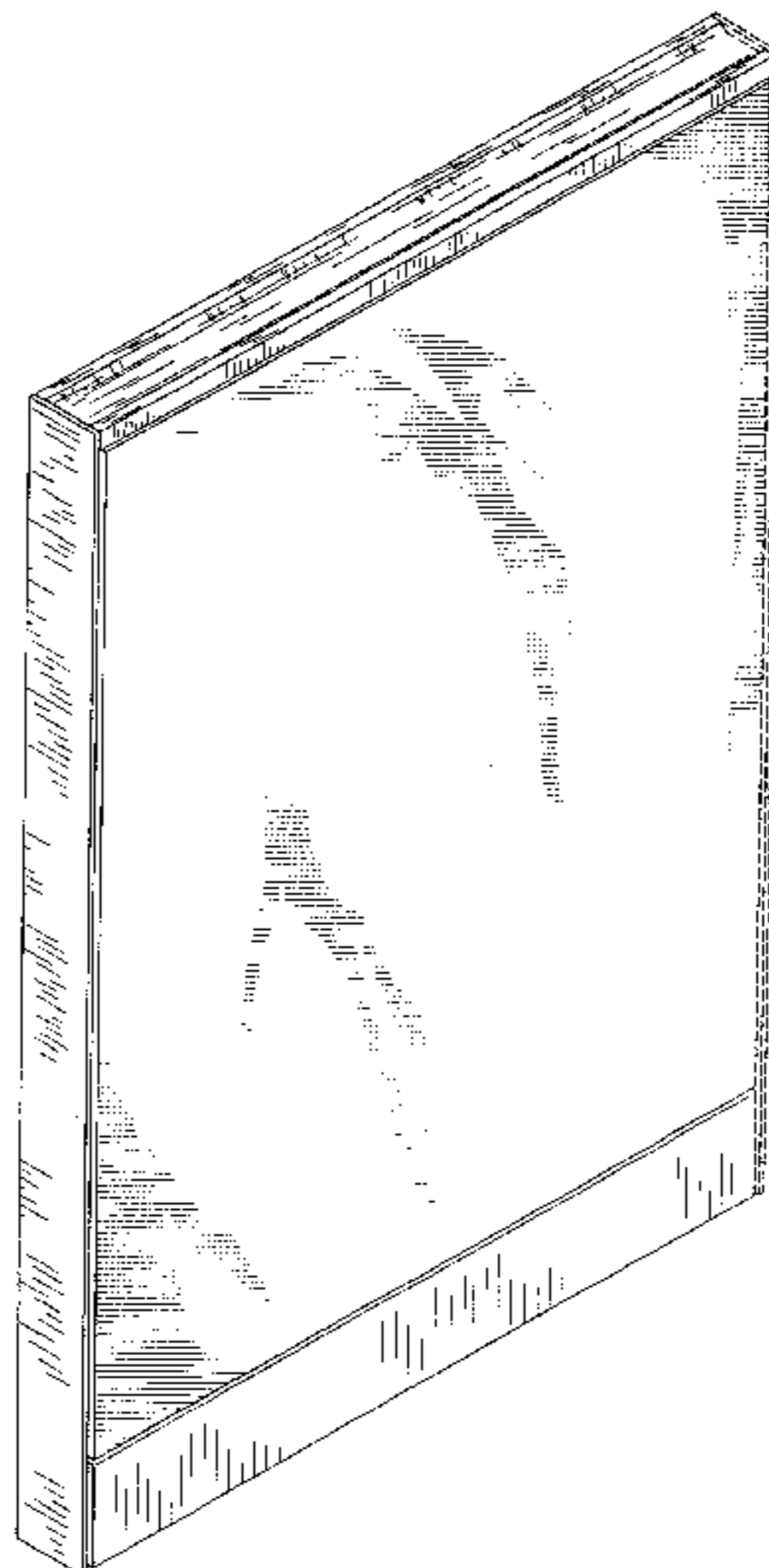
FIG. 8 is a side view of FIG. 6, the opposite side being a mirror image thereof;

FIG. 9 is a top view of FIG. 6; and,

FIG. 10 is a bottom view of FIG. 6.

The dashed lines in FIGS. 1–10 are to show the environment and do not form a part of the present invention.

**1 Claim, 8 Drawing Sheets**



# US D481,466 S

Page 2

---

## U.S. PATENT DOCUMENTS

5,600,926 A	2/1997	Ehrlich	5,875,596 A	3/1999	Muller
5,689,924 A	11/1997	Mason	5,970,675 A	10/1999	Schray
5,737,893 A	4/1998	Rossiter et al.	D417,015 S	11/1999	Chau et al.
5,758,466 A	6/1998	Tucker	6,167,664 B1	1/2001	Reuter et al.
5,831,211 A	11/1998	Gartung et al.	6,276,103 B1	8/2001	Waalkes et al.
5,839,240 A	11/1998	Elsholz et al.	6,279,278 B1	8/2001	Morris et al.
			6,330,773 B1	12/2001	MacDonald et al.
			6,367,213 B1	4/2002	Reuter et al.




FIG. 1




FIG. 2




FIG. 3




FIG. 4




FIG. 5






FIG. 6




FIG. 7






FIG. 8




FIG. 9




FIG. 10