



US00D481446S

(12) **United States Design Patent**  
**Holbrook, Sr.**

(10) **Patent No.:** **US D481,446 S**

(45) **Date of Patent:** **\*\* Oct. 28, 2003**

(54) **DUAL HEAD SHOWER ATTACHMENT**

(76) Inventor: **Alan E. Holbrook, Sr.**, 9407 Spring  
Branch, Dallas, TX (US) 75238

(\*\*) Term: **14 Years**

(21) Appl. No.: **29/153,945**

(22) Filed: **Jan. 16, 2002**

(51) **LOC (7) Cl.** ..... **23-01**

(52) **U.S. Cl.** ..... **D23/245**

(58) **Field of Search** ..... D23/245, 213,  
D23/228, 229, 233, 241, 248-249, 263,  
259; 4/600-601, 570, 676, 615, 263-264;  
239/76

(56) **References Cited**

**U.S. PATENT DOCUMENTS**

10,919	A	*	5/1854	Baldwin	.....	4/615
120,555	A	*	10/1871	Venn	.....	4/601
D33,749	S	*	12/1900	Hooper	.....	D23/249
931,890	A	*	8/1909	Rheinprank et al.	.....	4/601
2,288,297	A	*	6/1942	Naiman	.....	137/8
3,121,235	A	*	2/1964	Gellmann	.....	4/601
D238,397	S	*	1/1976	Peterson, Jr.	.....	D23/213 X
D249,276	S	*	9/1978	Levin	.....	D23/263
4,865,254	A	*	9/1989	Kragle	.....	239/76
D316,891	S	*	5/1991	Lee	.....	D23/213
D329,276	S	*	9/1992	Blake	.....	D23/213
D331,277	S	*	11/1992	Murphy	.....	D23/263

D357,970	S	*	5/1995	Lupton et al.	.....	D23/213
D386,567	S	*	11/1997	Reeves	.....	D23/213
D422,680	S	*	4/2000	Guo	.....	D23/213
D426,616	S	*	6/2000	Hui-Chen	.....	D23/233
D435,637	S	*	12/2000	Wales	.....	D23/263
6,227,456	B1	*	5/2001	Colman	.....	239/1
6,233,756	B1	*	5/2001	Holbrook, Sr.	.....	4/601
D453,953	S	*	2/2002	Pearl	.....	D23/213
D465,012	S	*	10/2002	Tauzer	.....	D23/259
D465,825	S	*	11/2002	Petrovic et al.	.....	D23/213

\* cited by examiner

*Primary Examiner*—Nelson C. Holtje


(57) **CLAIM**

The ornamental design for a dual head shower attachment, as shown and described.

**DESCRIPTION**

FIG. 1 ; is a perspective elevational view of a dual head shower attachment, showing my new design.  
FIG. 2 is a front elevational view thereof  
FIG. 3 is a left side elevational view thereof  
FIG. 4 is a rear elevational view thereof.  
FIG. 5 is a bottom plan view thereof; and,  
FIG. 6 is a top plan view thereof.  
The shower heads shown in FIG. 7 are not part of the design sought to be patented, but is considered necessary to show the environment in which design is used.

**1 Claim, 6 Drawing Sheets**








FIG. 1






FIG. 2






FIG. 3






FIG. 4



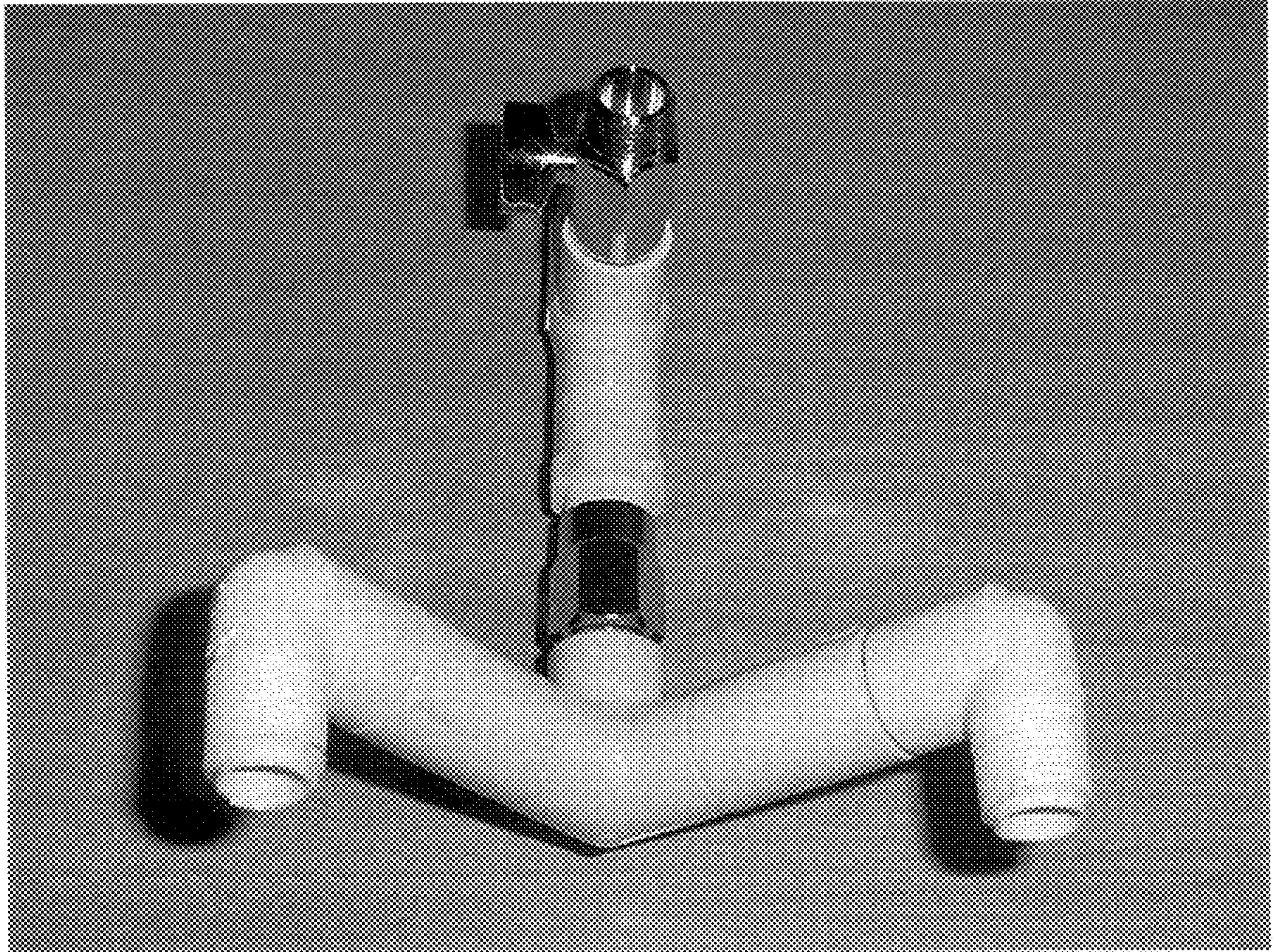


FIG. 5






FIG. 6