



US00D481437S

(12) **United States Design Patent**
Peterson

(10) **Patent No.:** **US D481,437 S**

(45) **Date of Patent:** **** Oct. 28, 2003**

(54) **INFLATABLE FLOAT**

(75) **Inventor:** **Leroy L. Peterson, Omaha, NE (US)**

(73) **Assignee:** **Sportsstuff, Inc., Omaha, NE (US)**

(**) **Term:** **14 Years**

(21) **Appl. No.:** **29/172,077**

(22) **Filed:** **Dec. 5, 2002**

(51) **LOC (7) Cl.** **12-06**

(52) **U.S. Cl.** **D21/809; D21/803**

(58) **Field of Search** **D21/801, 803,**
D21/809, 810, 769, 770, 797; D12/316;
297/452.41; 441/129-132, 35, 40-43, 66,
67, 88; 114/345, 346, 253; 472/128, 129;
D6/604, 605, 596, 601, 361

(56) **References Cited**

U.S. PATENT DOCUMENTS

1,570,470 A * 1/1926 Fritsche et al. 441/41
3,425,071 A * 2/1969 Frieder et al. 441/40
D226,504 S * 3/1973 Norton D12/316

5,219,307 A * 6/1993 Morrison 441/38

5,476,404 A * 12/1995 Price 441/131

6,102,759 A * 8/2000 Klimenko 441/40

6,225,940 B1 * 5/2001 Ohlsen 342/5

6,508,682 B1 * 1/2003 Clark 441/40

* cited by examiner

Primary Examiner—Lucy Lieberman

(74) *Attorney, Agent, or Firm*—Sturm & Fix LLP

(57) **CLAIM**

The ornamental design for an inflatable float, as shown and described.

DESCRIPTION

FIG. 1 is a perspective view of an inflatable float showing my new design;

FIG. 2 is a top plan view thereof;

FIG. 3 is a bottom plan view thereof;

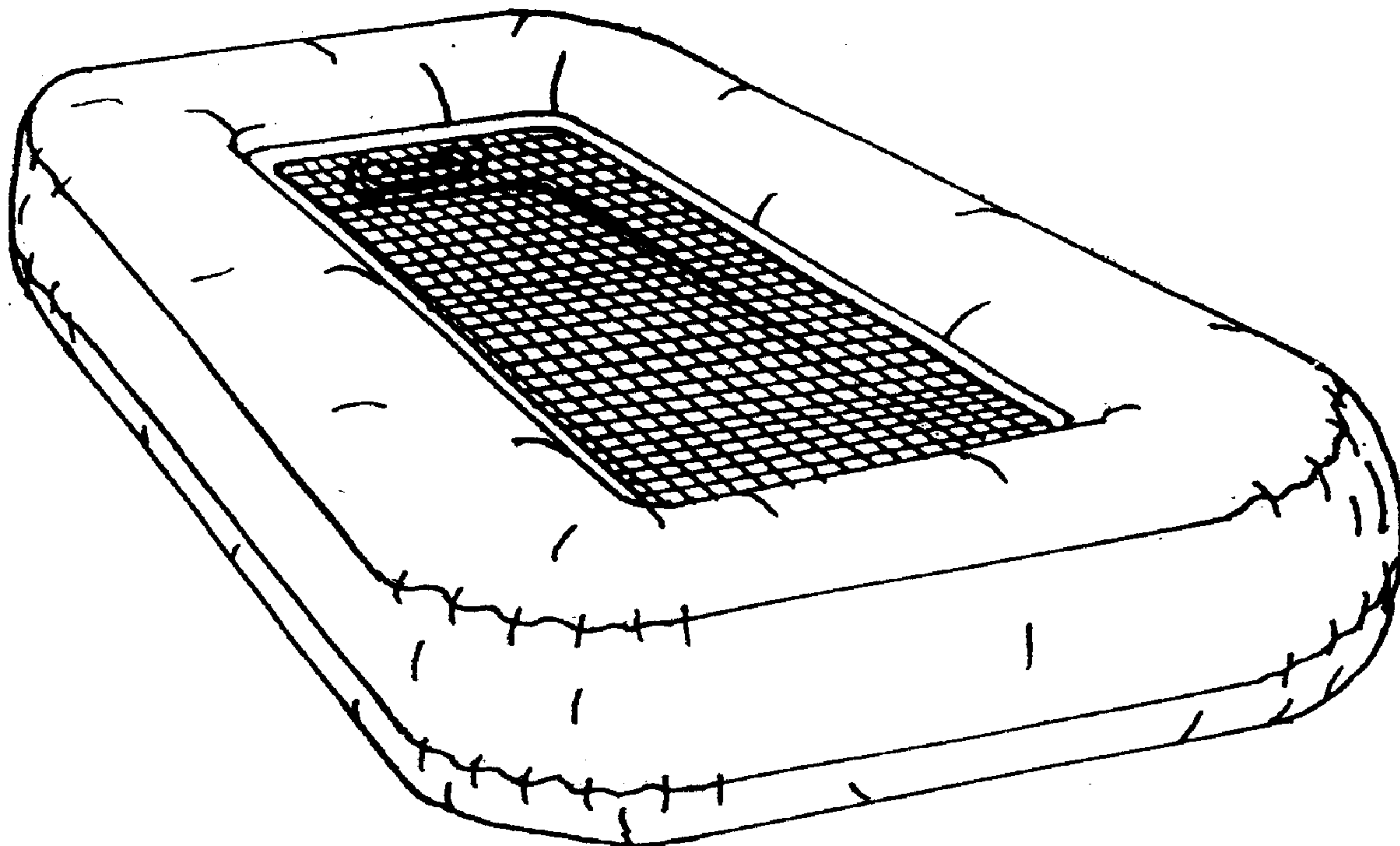
FIG. 4 is a left side elevational view thereof;

FIG. 5 is a right side elevational view thereof;

FIG. 6 is a rear elevational view thereof; and,

FIG. 7 is a front elevational view thereof.

1 Claim, 2 Drawing Sheets



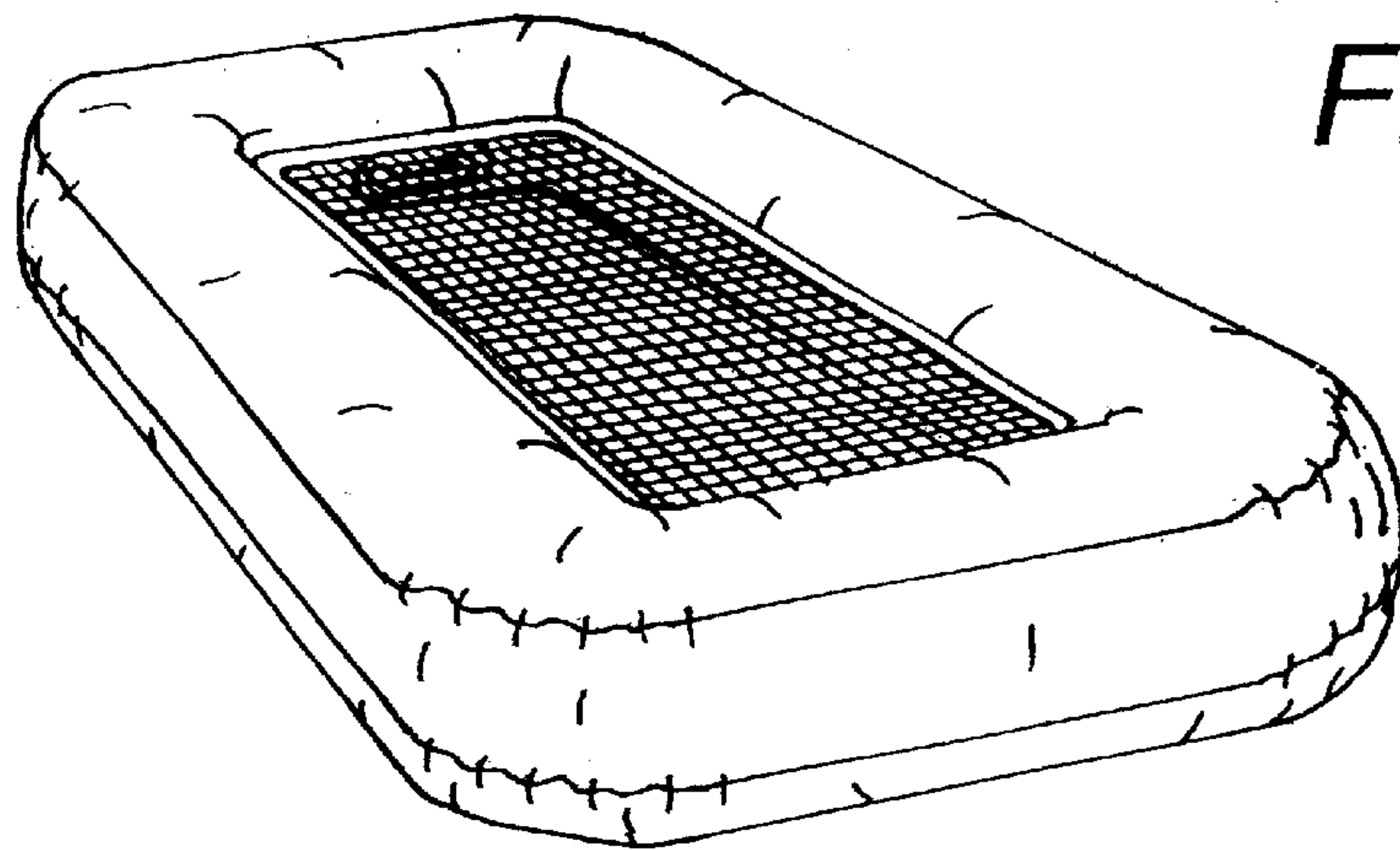


Fig. 1

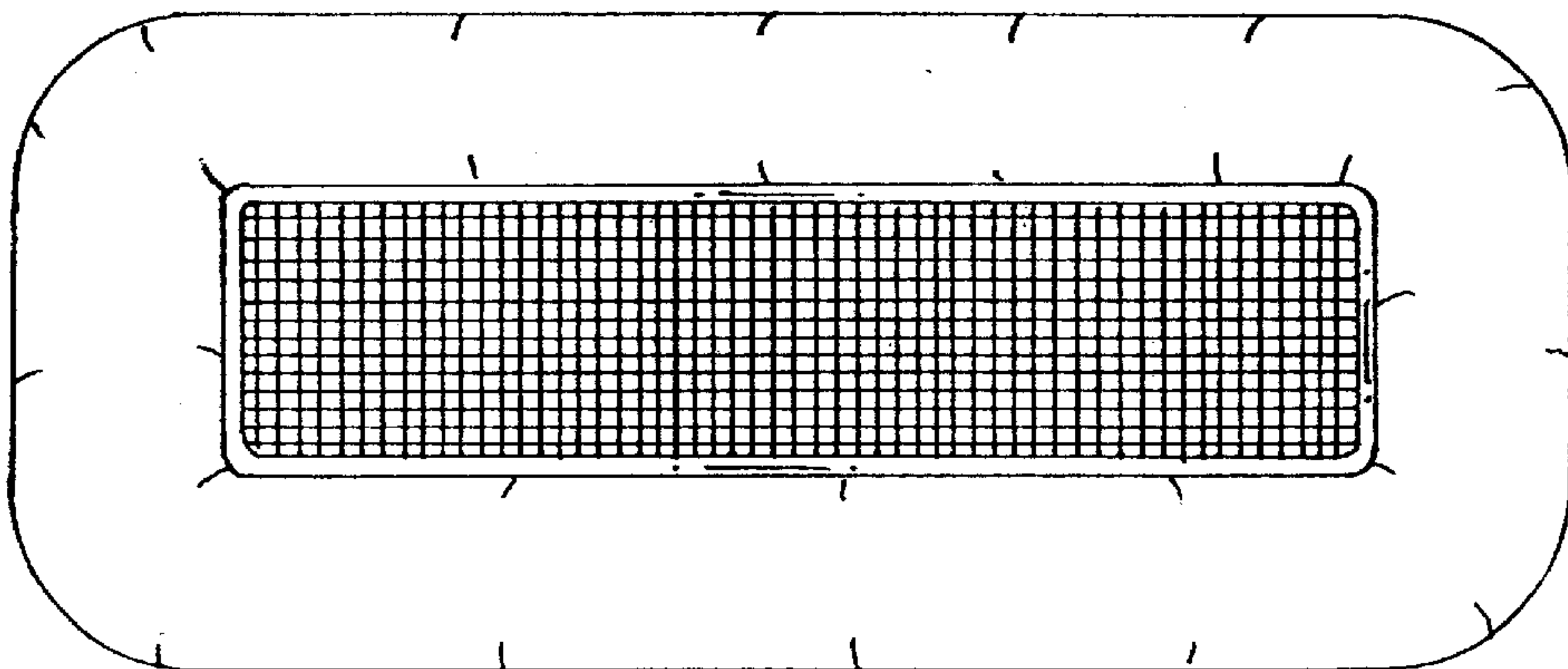


Fig. 2

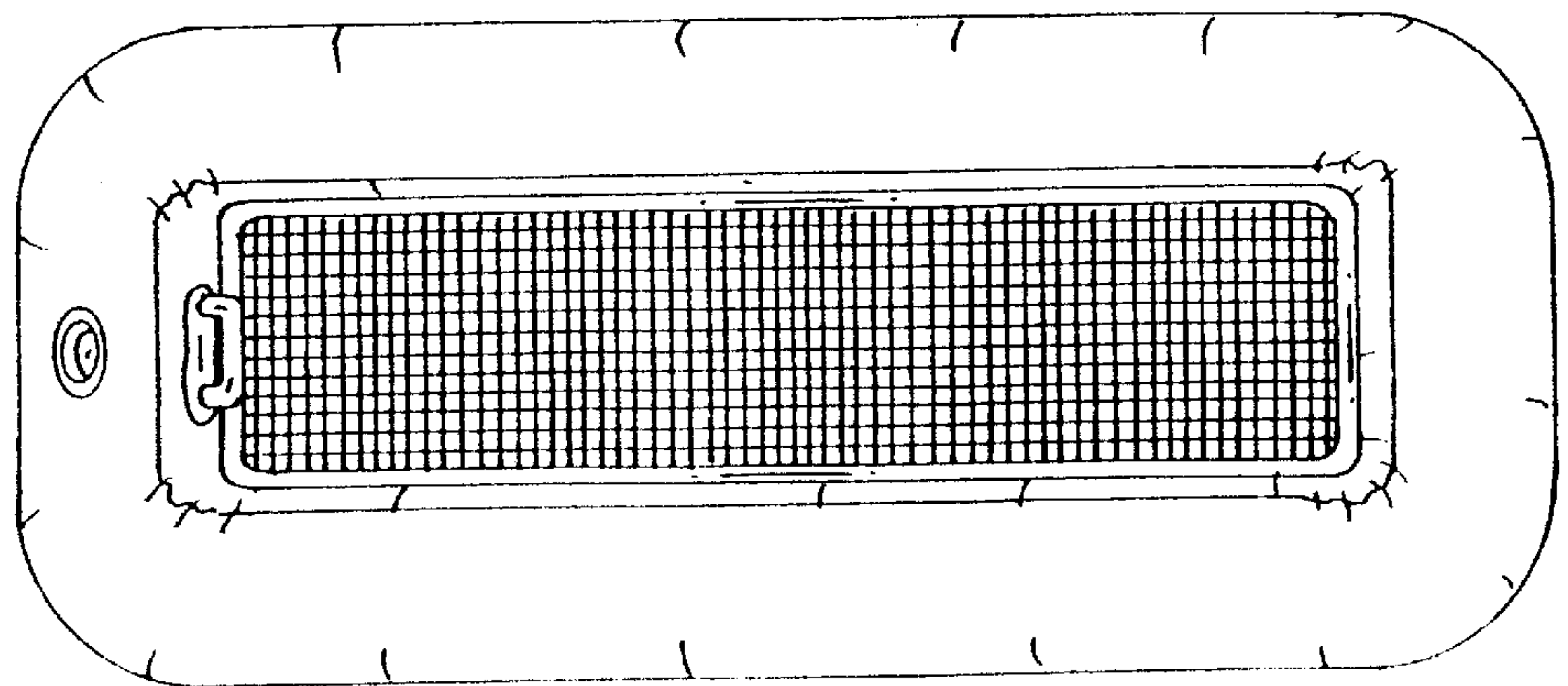


Fig. 3




Fig. 4

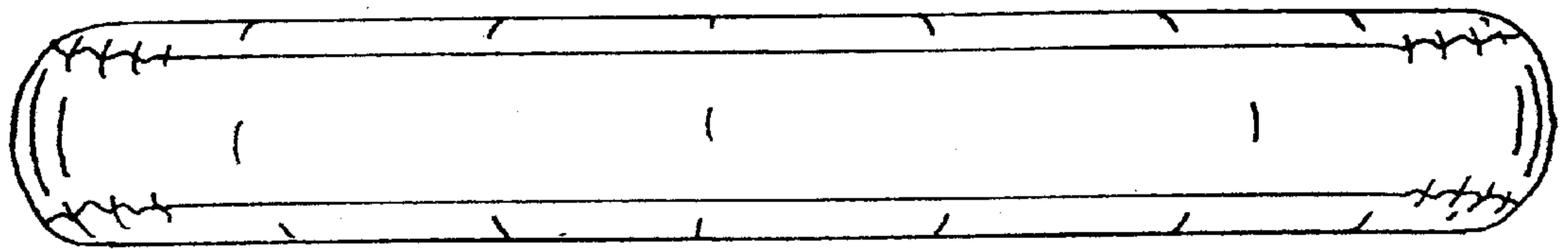


Fig. 5




Fig. 6




Fig. 7