



US00D481420S

(12) **United States Design Patent** (10) **Patent No.:** **US D481,420 S**
Gardner (45) **Date of Patent:** **** Oct. 28, 2003**

(54) **SIGN POST**

D436,137 S * 1/2001 Grant et al. D20/41
D438,256 S * 2/2001 Timmermans et al. D20/10

(76) Inventor: **Gary M. Gardner**, 2295 Hartsell Rd.,
Elkton, MI (US) 48731

* cited by examiner

(**) Term: **14 Years**

Primary Examiner—Robert M. Spear
(74) *Attorney, Agent, or Firm*—John J. Swartz

(21) Appl. No.: **29/170,759**

(57) **CLAIM**

(22) Filed: **Nov. 13, 2002**

The ornamental design for a sign post, as shown and described.

(51) **LOC (7) Cl.** **20-02**

(52) **U.S. Cl.** **D20/41**

(58) **Field of Search** D20/10, 17, 41,
D20/42, 99; D25/126, 128; 40/584, 605,
606, 607; 52/736.1; 248/156, 511, 530

DESCRIPTION

FIG. 1 is a front elevational view of a sign post illustrating my new design:

FIG. 2 is a rear elevational view thereof;

FIG. 3 is a side elevational view, looking from the right side of FIG. 1, it being understood that the opposite side is a mirror image thereof; and,

FIG. 4 is a top plan view of the sign post illustrated in FIG. 1, it being understood that the bottom plan view is a mirror image thereof.

(56) **References Cited**

U.S. PATENT DOCUMENTS

- 2,926,442 A * 3/1960 Reimel 40/607.11
- D287,031 S * 12/1986 Cunitz D20/31
- D376,179 S * 12/1996 Cohen D20/41
- D422,641 S * 4/2000 Harris, Sr. D20/40

1 Claim, 1 Drawing Sheet

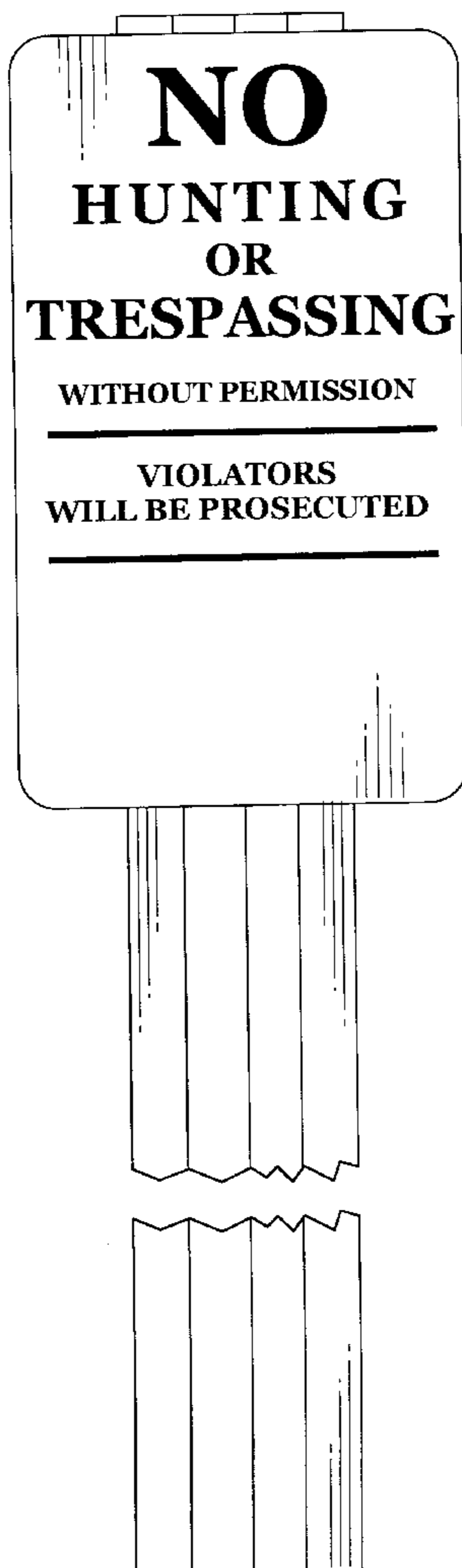




Fig. 4

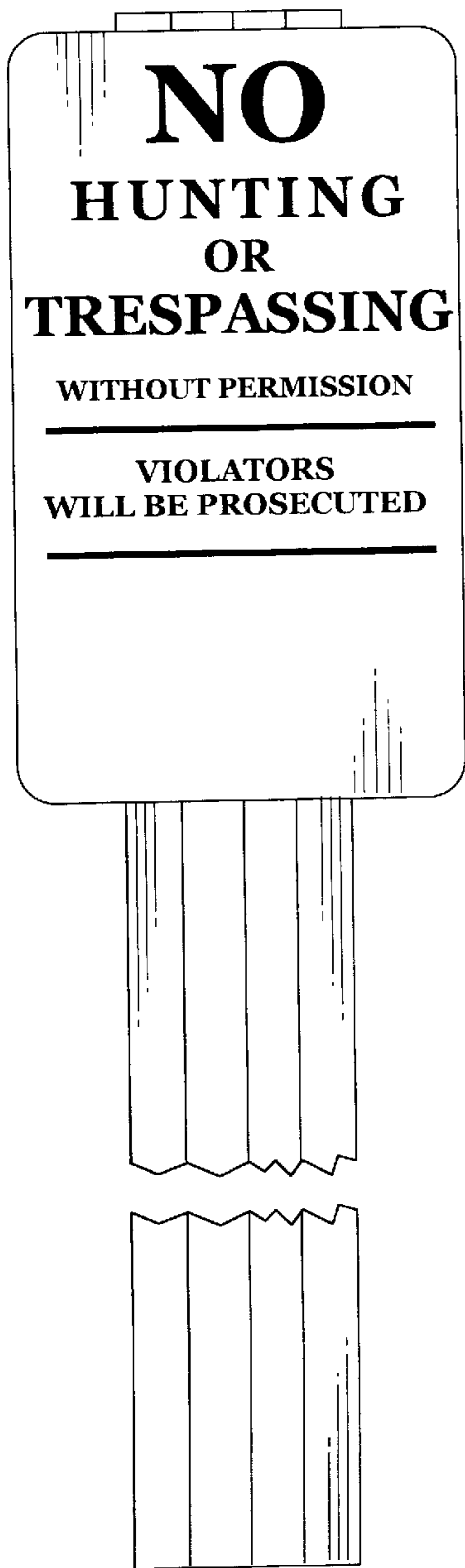


Fig. 1

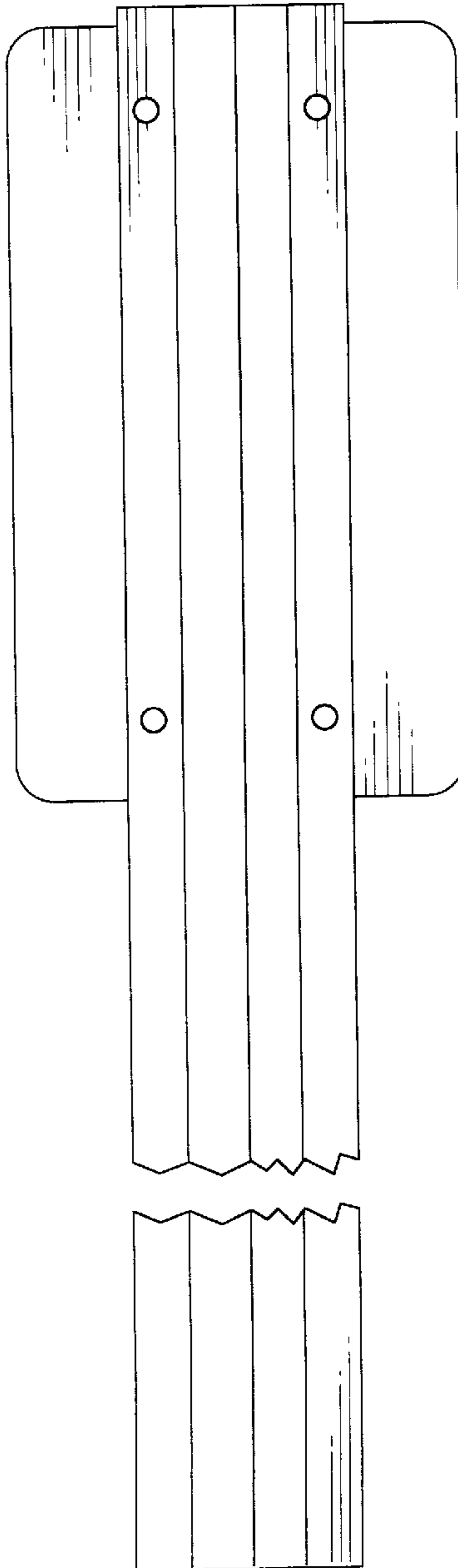


Fig. 2

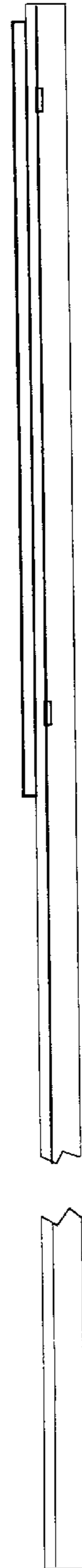


Fig. 3