



US00D481418S

(12) **United States Design Patent**
Meldrum et al.

(10) **Patent No.:** **US D481,418 S**

(45) **Date of Patent:** **** Oct. 28, 2003**

(54) **FRONT PANEL FOR VENDING MACHINE**

(75) Inventors: **Alistair John Meldrum**, Westwood
Bradford on avon (GB); **Gregory G.
Stettes**, Pacific, MO (US); **David W.
Duncan**, Chesterfield, MO (US);
Kenneth G. Albers, O'Fallon, MO
(US)

(73) Assignee: **Crane Co.**, Stamford, CT (US)

(**) Term: **14 Years**

(21) Appl. No.: **29/169,221**

(22) Filed: **Oct. 15, 2002**

(51) **LOC (7) Cl.** **20-01**

(52) **U.S. Cl.** **D20/8**

(58) **Field of Search** D7/309-11, 313;
D20/1-6, 8-9, 99; D25/34; D99/28; 134/123,
172; 222/129.1, 129.4; 232/15; 239/305,
310

(56) **References Cited**

U.S. PATENT DOCUMENTS

3,315,023	A	*	4/1967	Davis	174/52.1
D290,269	S	*	6/1987	McGarrah	D20/5
D290,270	S	*	6/1987	McGarrah	D20/5
D290,271	S	*	6/1987	McGarrah	D20/5
D290,272	S	*	6/1987	McGarrah	D20/5
D294,719	S	*	3/1988	Morgan, Jr.	D20/5

D306,092	S	*	2/1990	Rockola	D20/5
D356,342	S	*	3/1995	Reese et al.	D20/4
D368,619	S	*	4/1996	Garber	D7/339
D440,254	S	*	4/2001	Moore	D20/1
D441,022	S	*	4/2001	Vaajakallio	D20/1

* cited by examiner

Primary Examiner—Robert M. Spear

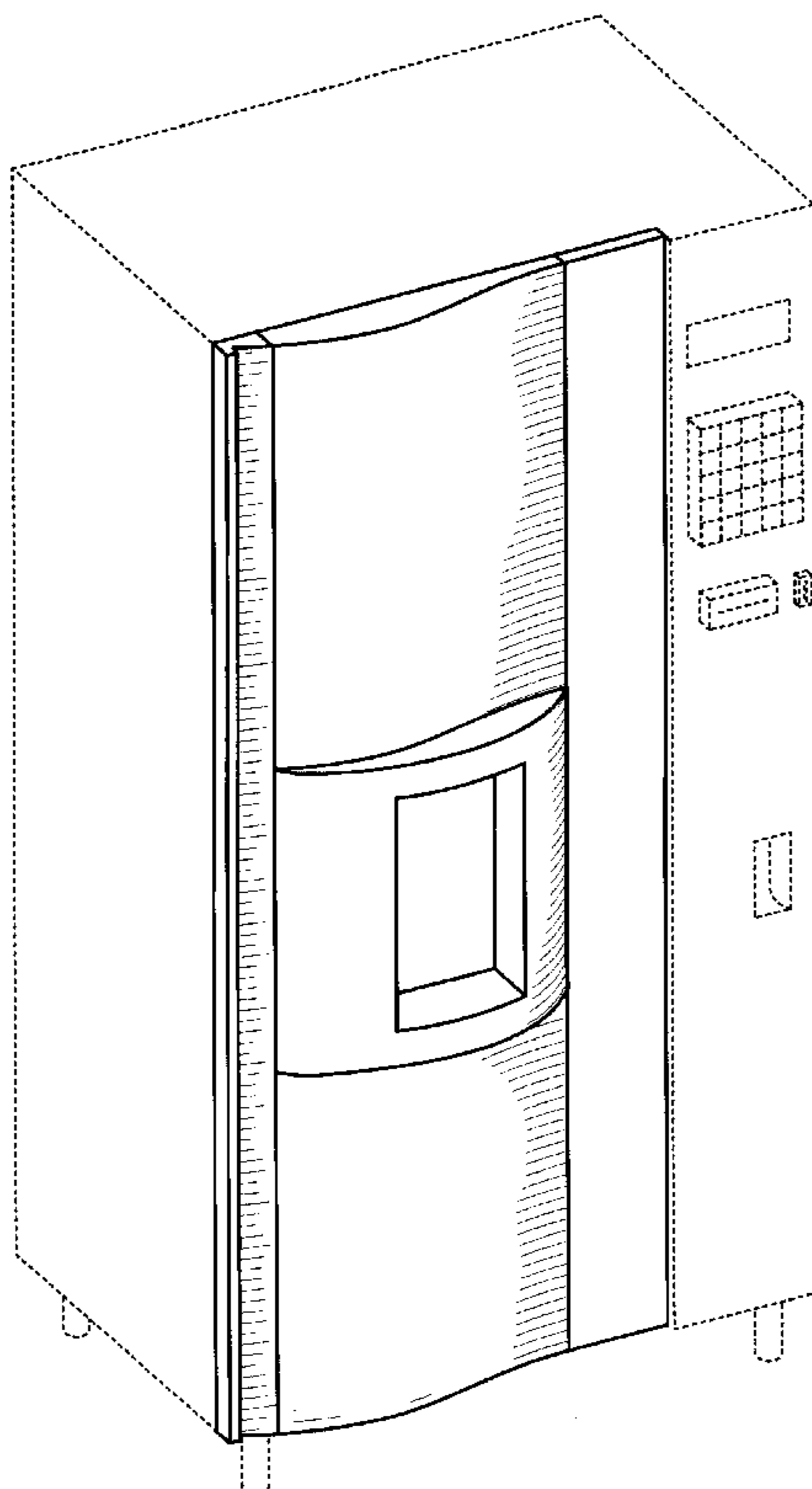
(57) **CLAIM**

The ornamental design for a front panel for vending machine, as shown and described.

DESCRIPTION

FIG. 1 provides a front isometric view of a front panel for vending machine provided by the present invention;
FIG. 2 provides a front elevational view of the present invention;
FIG. 3 depicts a back elevational view of the present invention;
FIG. 4 depicts a left side elevational view of the present invention;
FIG. 5 depicts a right side elevational view of the present invention;
FIG. 6 depicts a top planar view of the present invention; and,
FIG. 7 depicts a bottom planar view of the present invention. The broken lines in the drawings depict environmental structure, which forms no part of the claimed design.

1 Claim, 5 Drawing Sheets



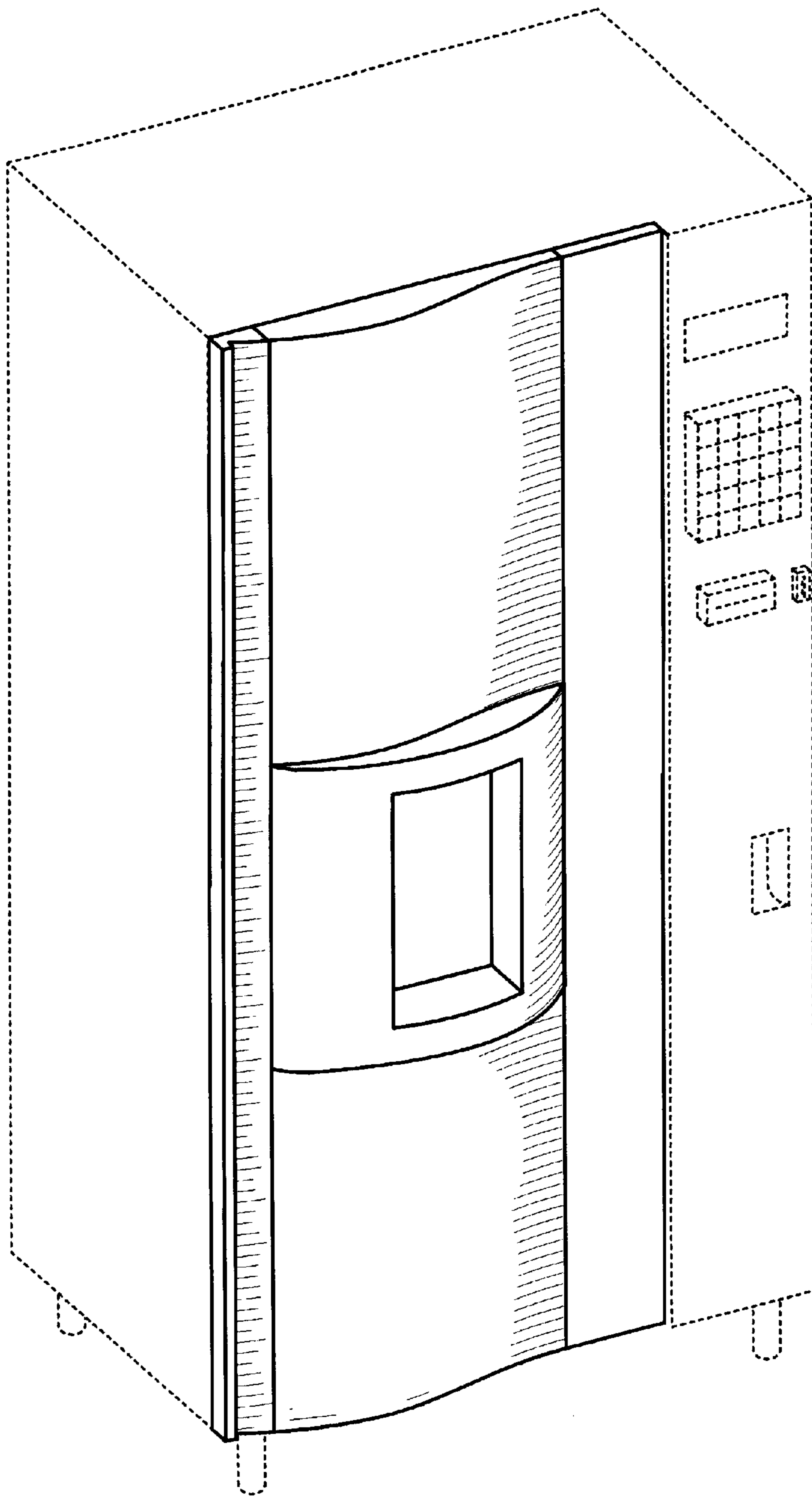


FIG. 1

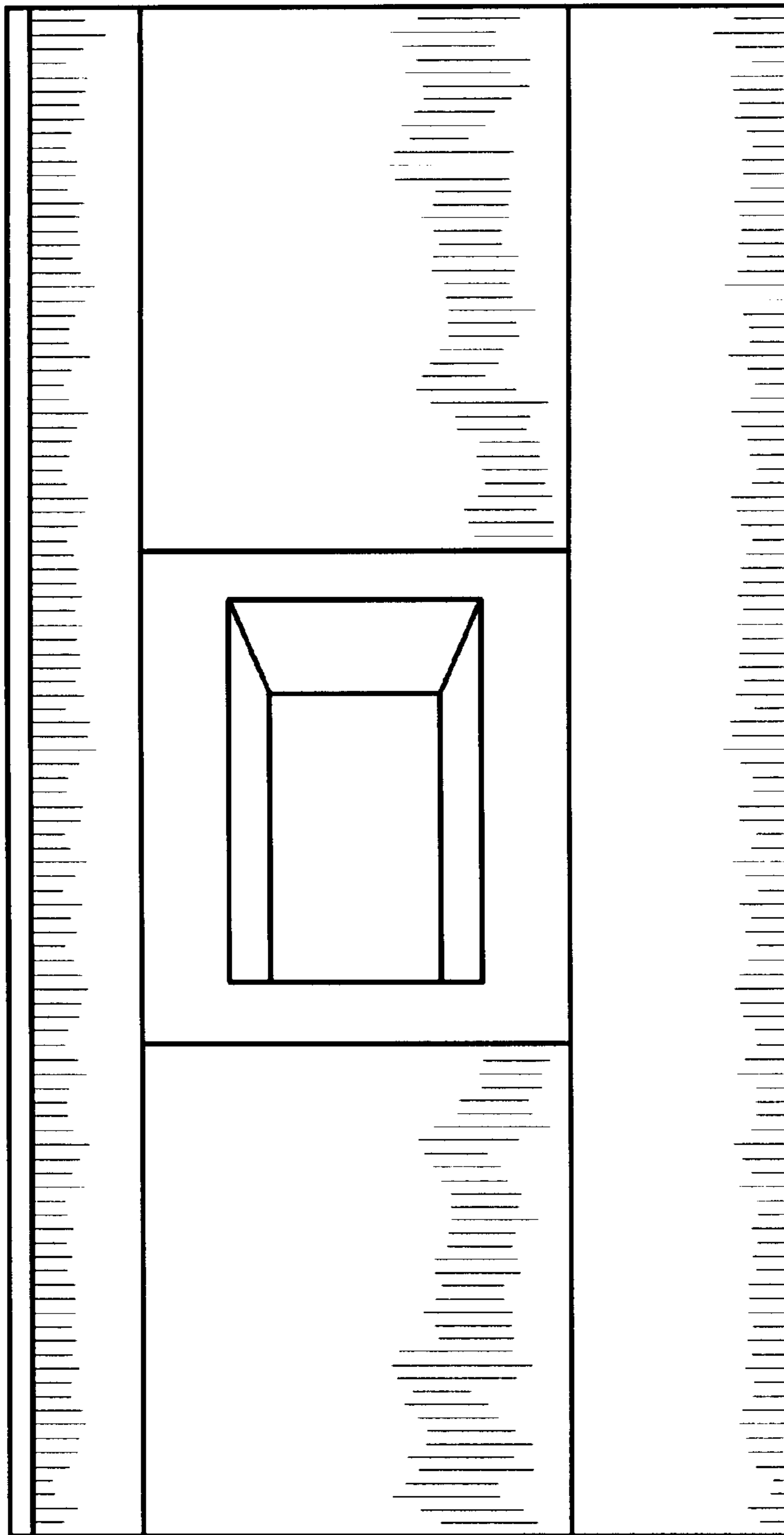


FIG. 2

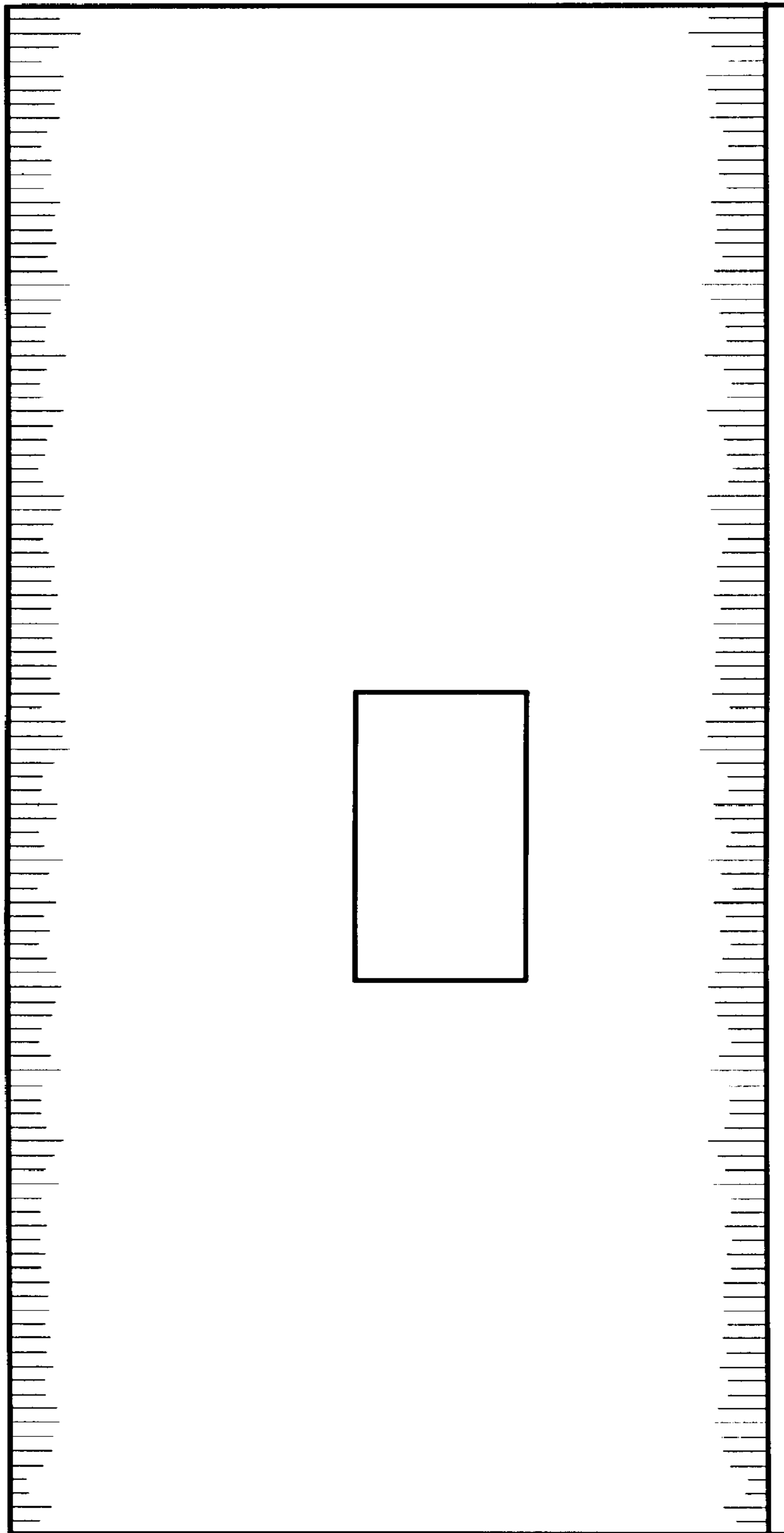


FIG. 3

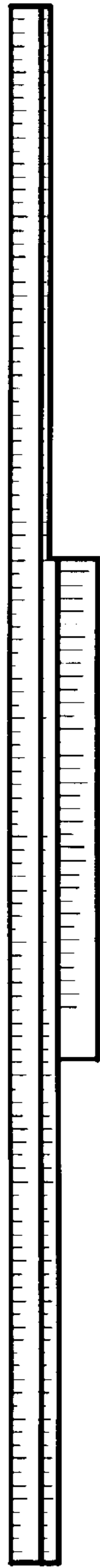


FIG. 4



FIG. 5




FIG. 6




FIG. 7