



US00D481395S

(12) **United States Design Patent**
Richter

(10) **Patent No.:** **US D481,395 S**

(45) **Date of Patent:** **** Oct. 28, 2003**

(54) **SET OF ERGONOMIC SUPPORTS**

(76) **Inventor:** **Grant Vincent Richter**, 36 Muraban Road, Dural, New South Wales (AU), 2258

(**) **Term:** **14 Years**

(21) **Appl. No.:** **29/167,265**

(22) **Filed:** **Sep. 10, 2002**

(30) **Foreign Application Priority Data**

Mar. 13, 2002 (AU) 672/2002

(51) **LOC (7) Cl.** **14-02**

(52) **U.S. Cl.** **D14/457; D14/460**

(58) **Field of Search** D14/457, 460, D14/432, 439, 448, 451, 452, 455, 458, 459, 461; D18/12; 248/118, 118.3, 346, 489, 917-924; 400/689-693, 715

(56) **References Cited**

U.S. PATENT DOCUMENTS

4,781,126 A	11/1988	Lochridge
5,048,784 A	9/1991	Schwartz et al.
5,131,614 A	7/1992	Garcia et al.
5,240,210 A	8/1993	Honto, Jr. et al.
5,342,005 A	8/1994	Szmanda et al.
D361,988 S	9/1995	Grant
D381,222 S	7/1997	O'Sullivan et al.
D381,530 S	7/1997	O'Sullivan et al.
D382,419 S	8/1997	O'Sullivan et al.
D386,015 S	11/1997	O'Sullivan et al.
D391,415 S	3/1998	O'Sullivan et al.
D410,453 S	6/1999	Timm

5,918,839 A	7/1999	DuBois
6,045,098 A	4/2000	Timm
6,119,603 A	9/2000	Lochridge
6,264,150 B1	7/2001	Kolenchuk
D454,573 S	3/2002	Richter
D460,080 S	7/2002	Richter

FOREIGN PATENT DOCUMENTS

AU	144756	8/2001
AU	2001/100125	8/2001
AU	145250	9/2001
AU	145389	9/2001
WO	WO 01/50914	7/2001

Primary Examiner—Kay H. Chin

(74) *Attorney, Agent, or Firm*—Townsend and Townsend and Crew LLP; Guy W. Chambers

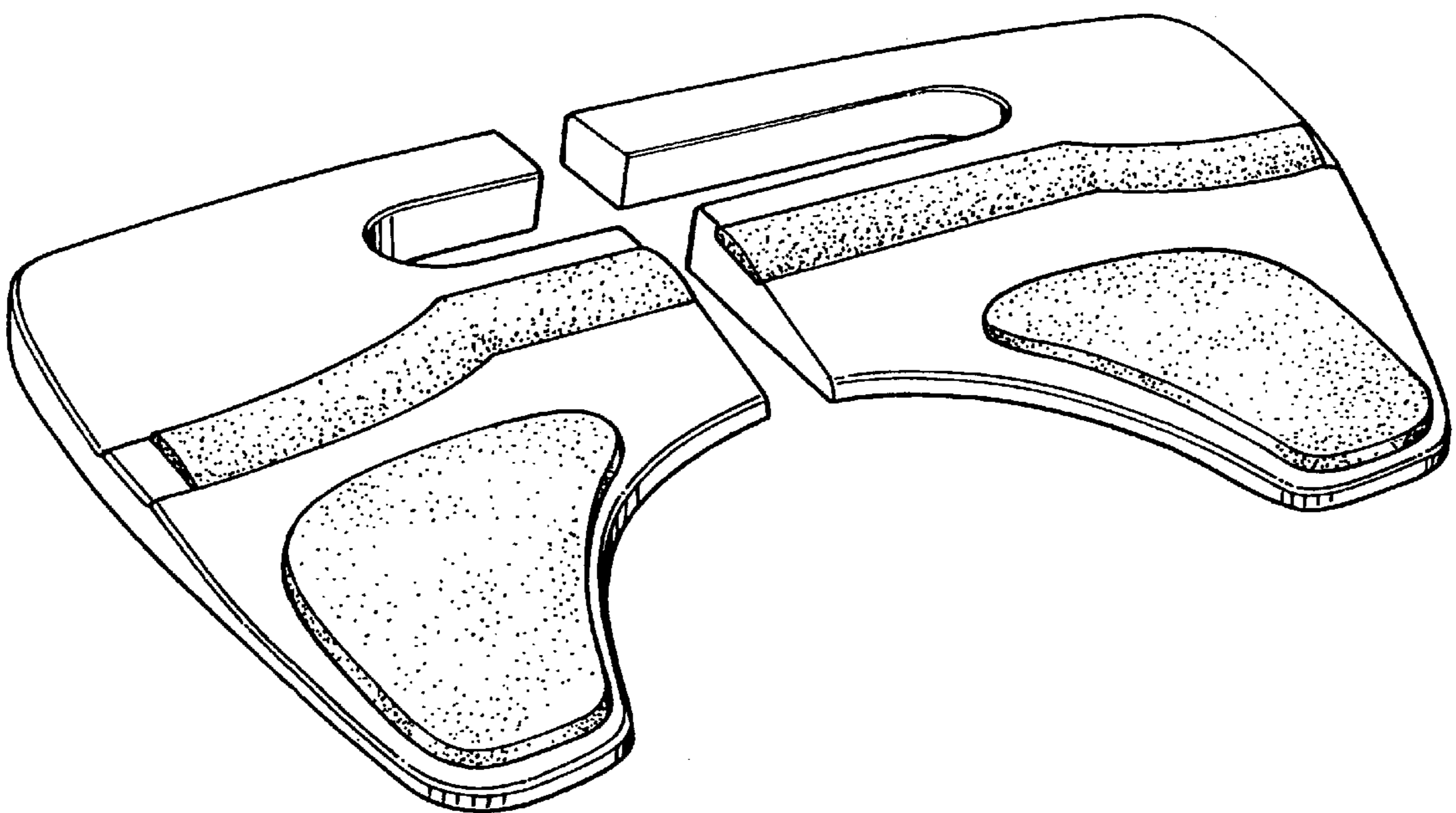
(57) **CLAIM**

The ornamental design for set of ergonomic supports, as shown and described.

DESCRIPTION

FIG. 1 is a perspective view of a set of ergonomic supports; FIG. 2 is a top plan view of a set of ergonomic supports; FIG. 3 is a front elevational view of a set of ergonomic supports; FIG. 4 is a left side elevational view of a set of ergonomic supports; FIG. 5 is a right side elevational view of a set of ergonomic supports; FIG. 6 is a rear elevational view of a set of ergonomic supports; and, FIG. 7 is a bottom view of a set of ergonomic supports.

1 Claim, 2 Drawing Sheets



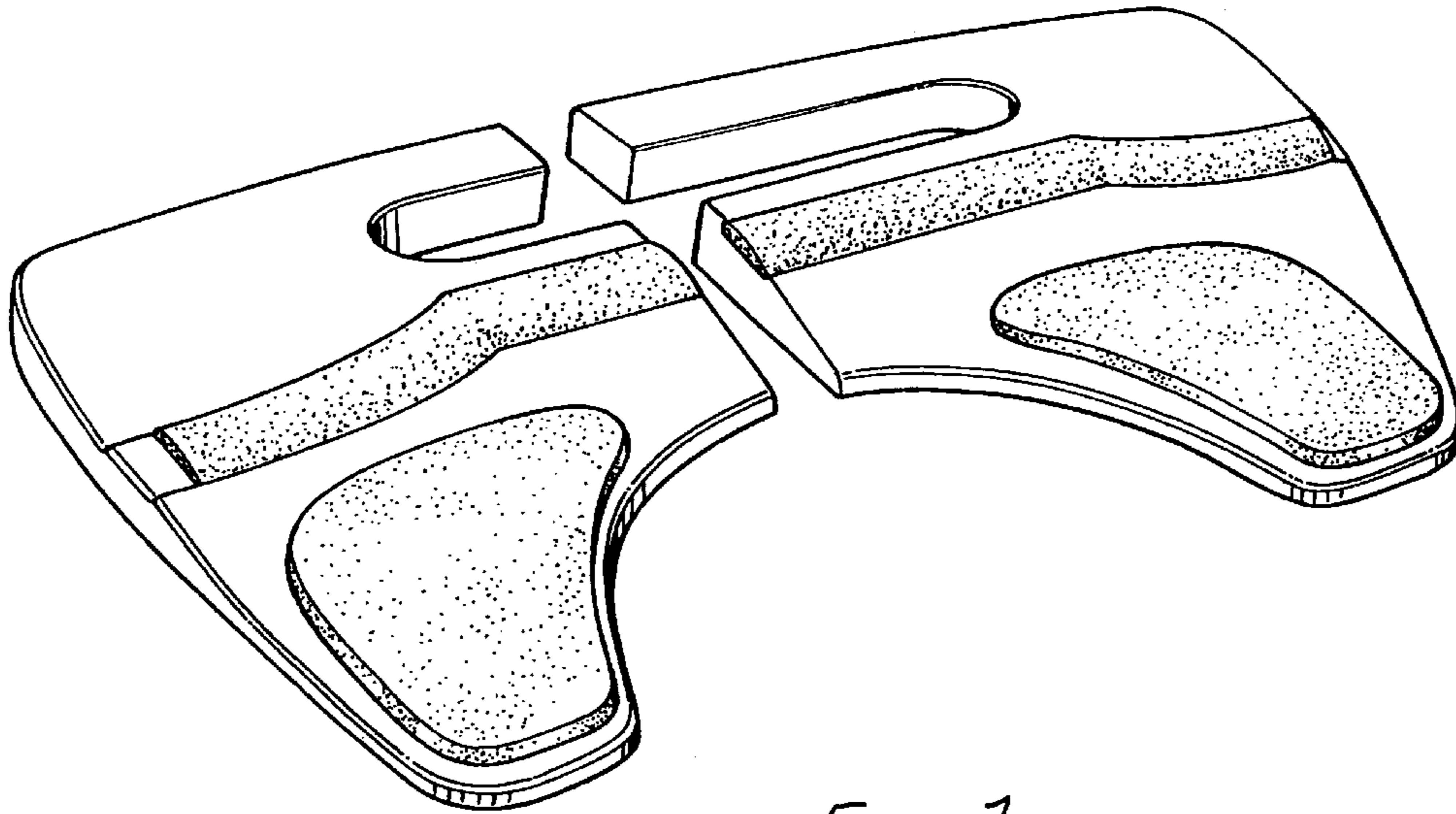


Fig. 1

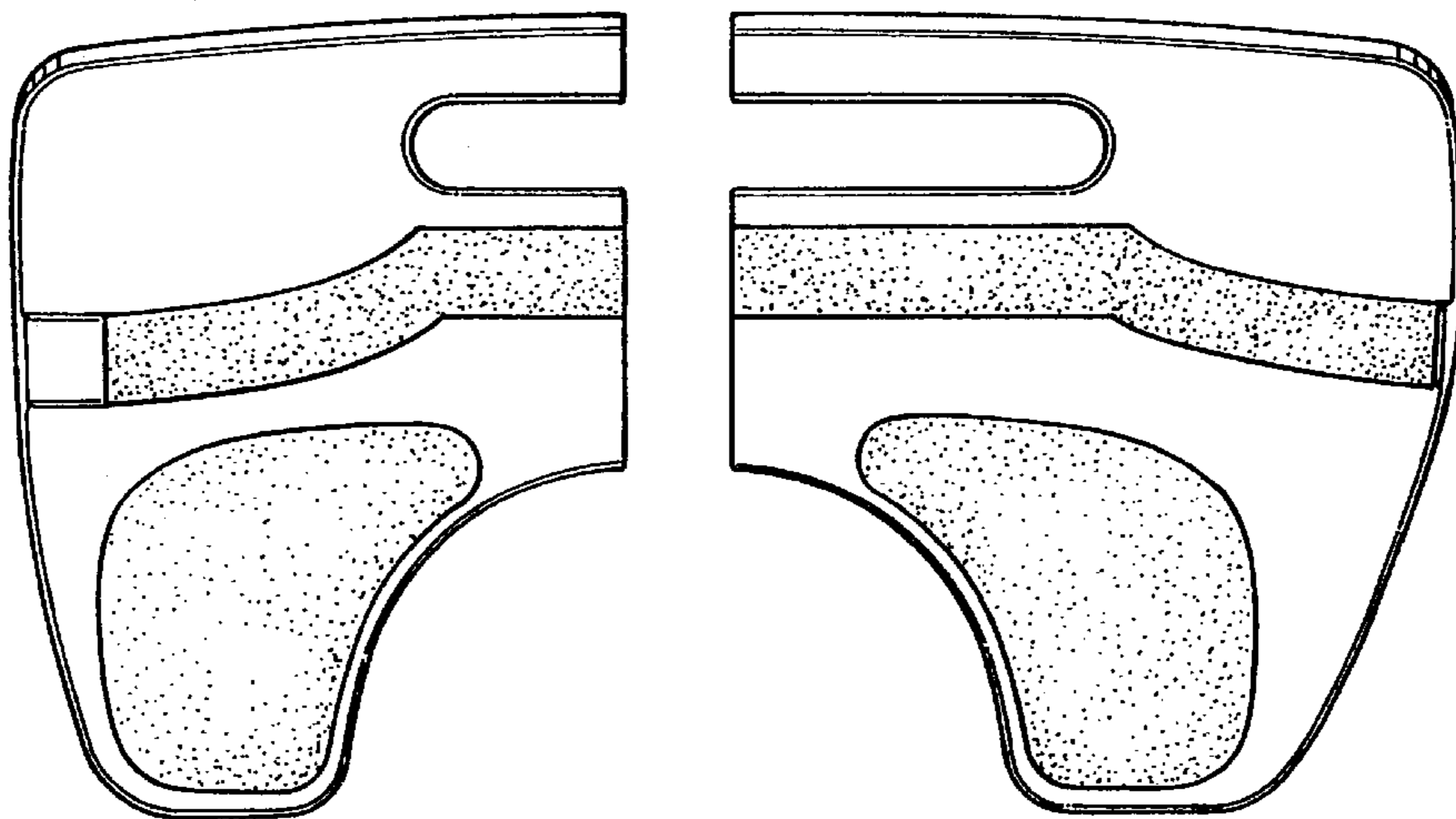


Fig. 2



Fig. 3




FIG. 4




Fig. 5



Fig. 6

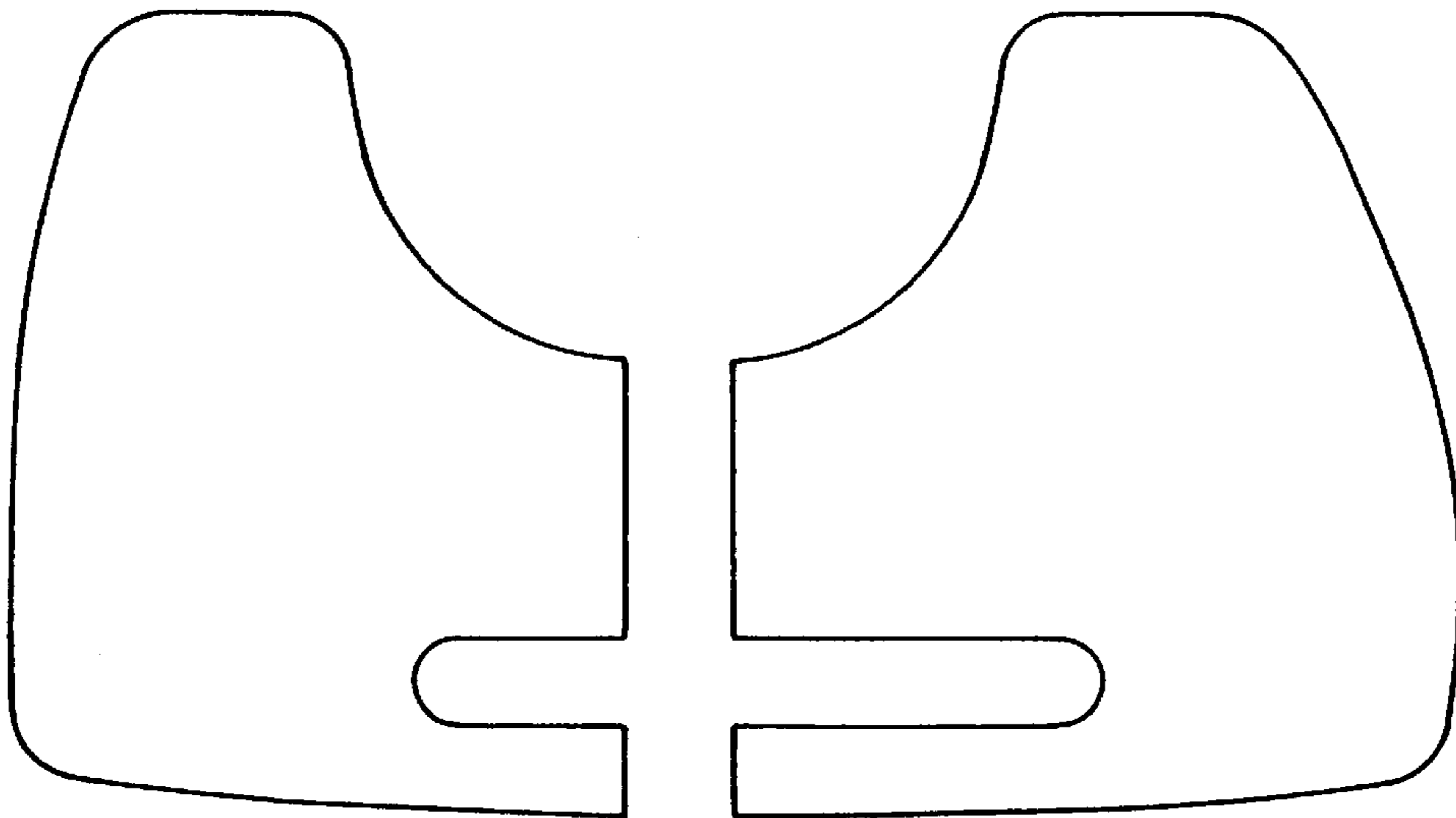


Fig. 7