



US00D481383S

(12) **United States Design Patent**
He et al.

(10) **Patent No.:** **US D481,383 S**
(45) **Date of Patent:** **** Oct. 28, 2003**

(54) **BACK COVER FOR A MOBILE PHONE**

(75) Inventors: **Jiang Yuan He**, Shenzhen (CN);
Xiaozhou Wang, Shenzhen (CN);
Chia-Hua Chen, Tu-chen (TW)

(73) Assignee: **Hon Hai Precision Ind. Co., Ltd.**,
Taipei Hsien (TW)

(**) Term: **14 Years**

(21) Appl. No.: **29/173,423**

(22) Filed: **Dec. 27, 2002**

(51) **LOC (7) Cl.** **14-03**

(52) **U.S. Cl.** **D14/248**

(58) **Field of Search** D14/137, 240,
D14/138, 218, 147-148, 247-248, 144,
191, 341-347; 379/433.01-433.13, 419,
434, 428.01-428.04, 420.01-420.04, 440;
455/550-575, 90; D21/517, 329, 331, 333;
D13/103, 119, 168

(56) **References Cited**

U.S. PATENT DOCUMENTS

5,586,184	A	*	12/1996	Piper	379/433
D406,848	S	*	3/1999	Salmi	D14/240
6,014,552	A	*	1/2000	Aiken et al.	455/90
D421,023	S	*	2/2000	Curtis	D14/248
D425,073	S	*	5/2000	Finkbeiner	D14/248
D426,830	S	*	6/2000	Curtis	D14/248
D434,016	S	*	11/2000	Hunt	D14/138
D439,230	S	*	3/2001	Braxton et al.	D14/138

D440,951	S	*	4/2001	Kolinen	D14/138
D447,462	S	*	9/2001	Kosiba	D13/103
D458,912	S	*	6/2002	DeLeon	D14/138
D459,324	S	*	6/2002	Ahlgren	D14/138
D460,057	S	*	7/2002	Hunt	D14/138
6,434,407	B1	*	8/2002	Cook	455/569
6,455,188	B1	*	9/2002	McKay et al.	455/572
D464,940	S	*	10/2002	Jung	D14/138
D470,117	S	*	2/2003	Langford	D14/138
2002/0002059	A1	*	1/2002	Johnson	455/575.1
2003/0022633	A1	*	1/2003	Chen	455/575.1

FOREIGN PATENT DOCUMENTS

JP 2001-53847 * 2/2001

* cited by examiner

Primary Examiner—Jeffrey Asch

(74) *Attorney, Agent, or Firm*—Wei Te Chung

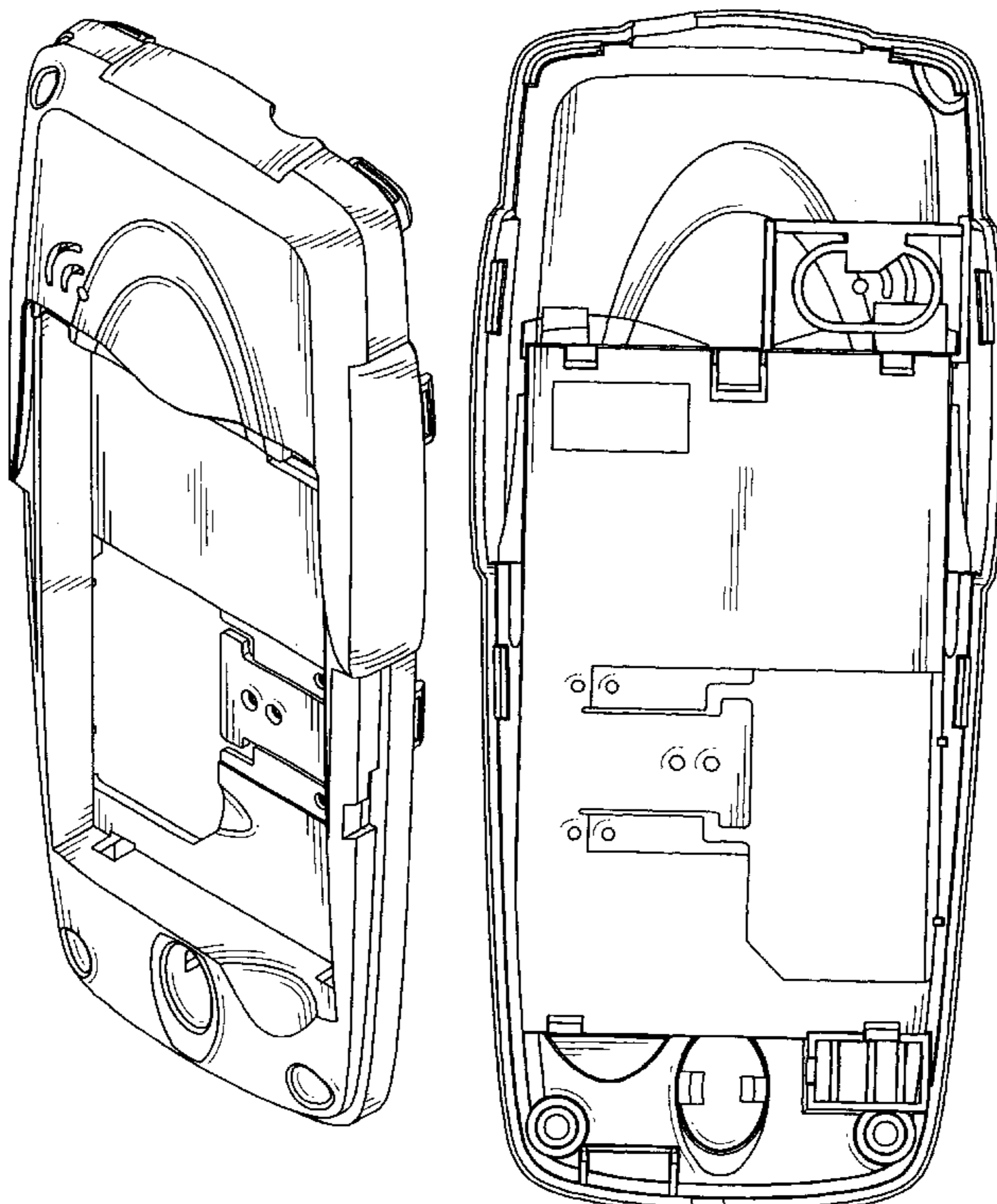
(57) **CLAIM**

The ornamental design for a “back cover for a mobile phone”, as shown and described.

DESCRIPTION

FIG. 1 is a front, top and right side perspective view of a back cover for a mobile phone showing our new design; FIG. 2 is a front elevational view thereof; FIG. 3 is a rear elevational view thereof; FIG. 4 is a left side elevational view thereof; FIG. 5 is a right side elevational view thereof; FIG. 6 is a top plan view thereof; and, FIG. 7 is a bottom plan view thereof.

1 Claim, 5 Drawing Sheets



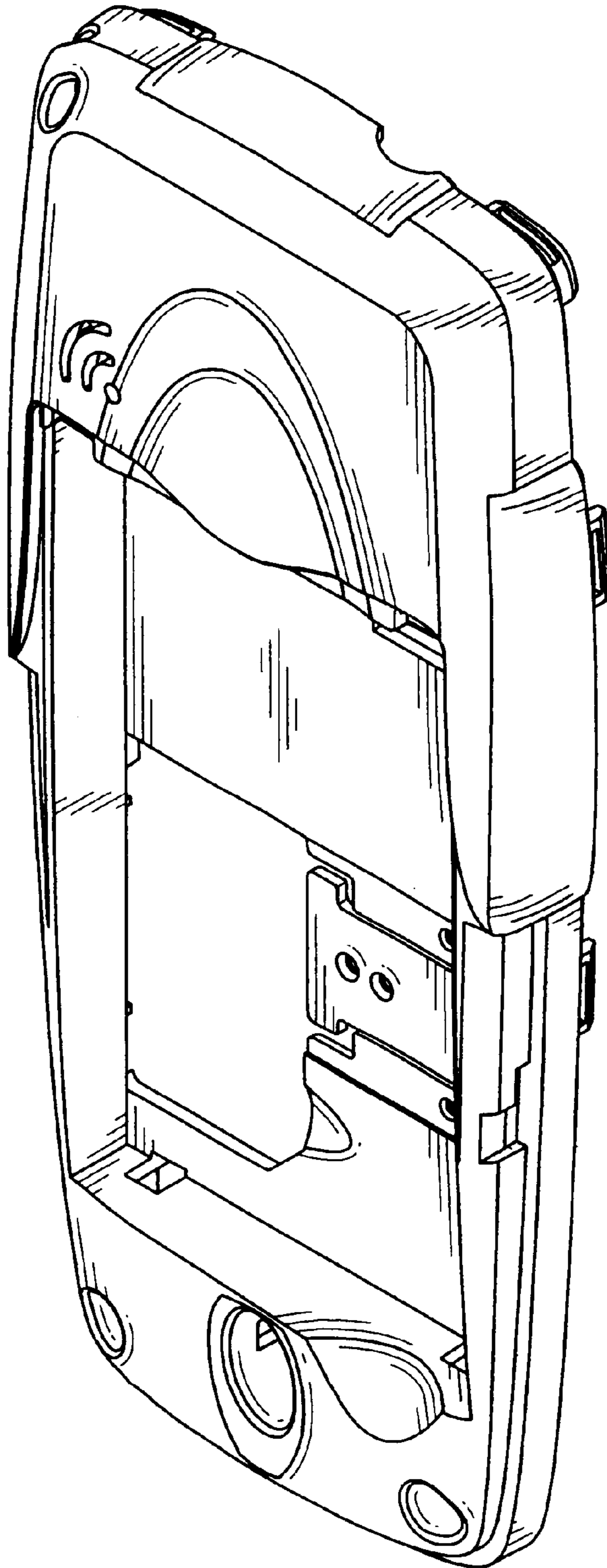


FIG. 1

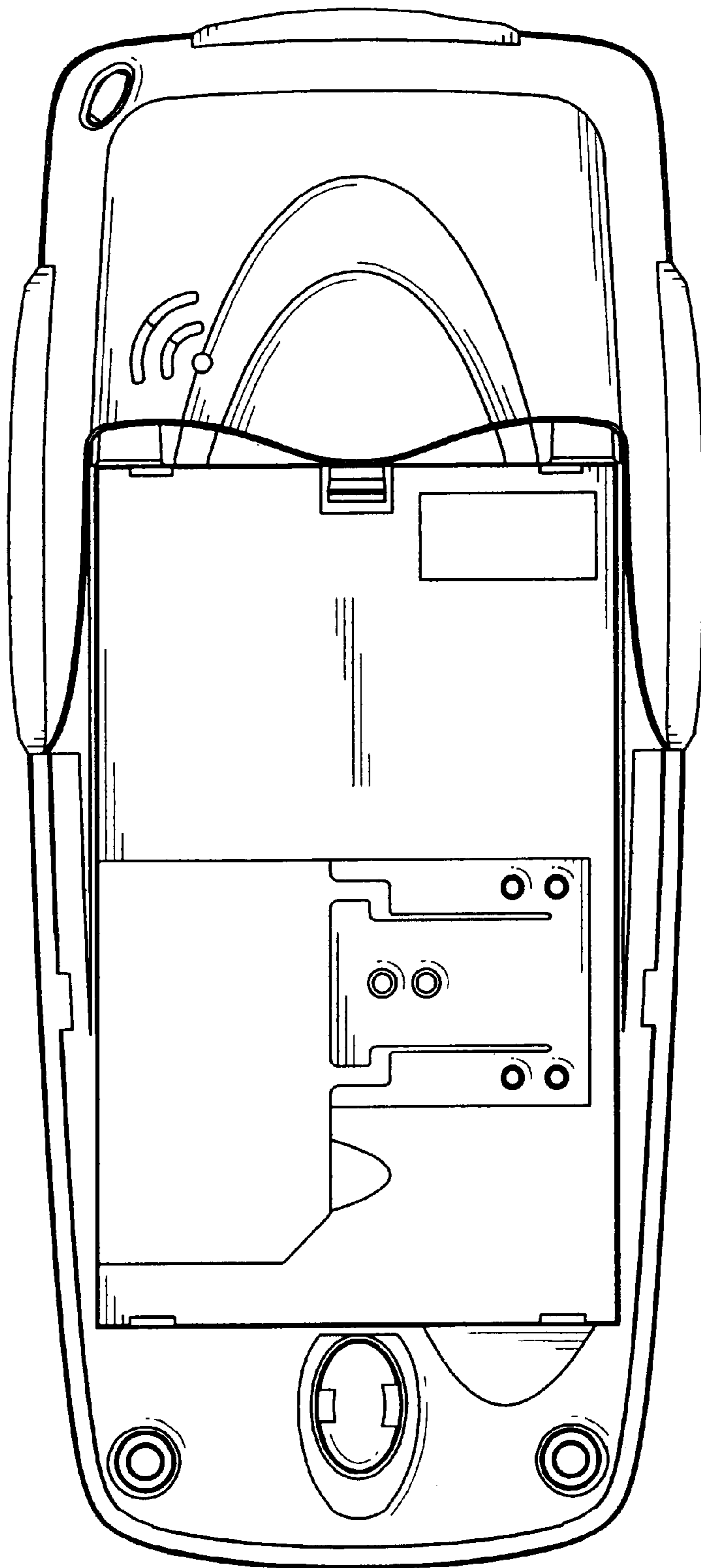


FIG. 2

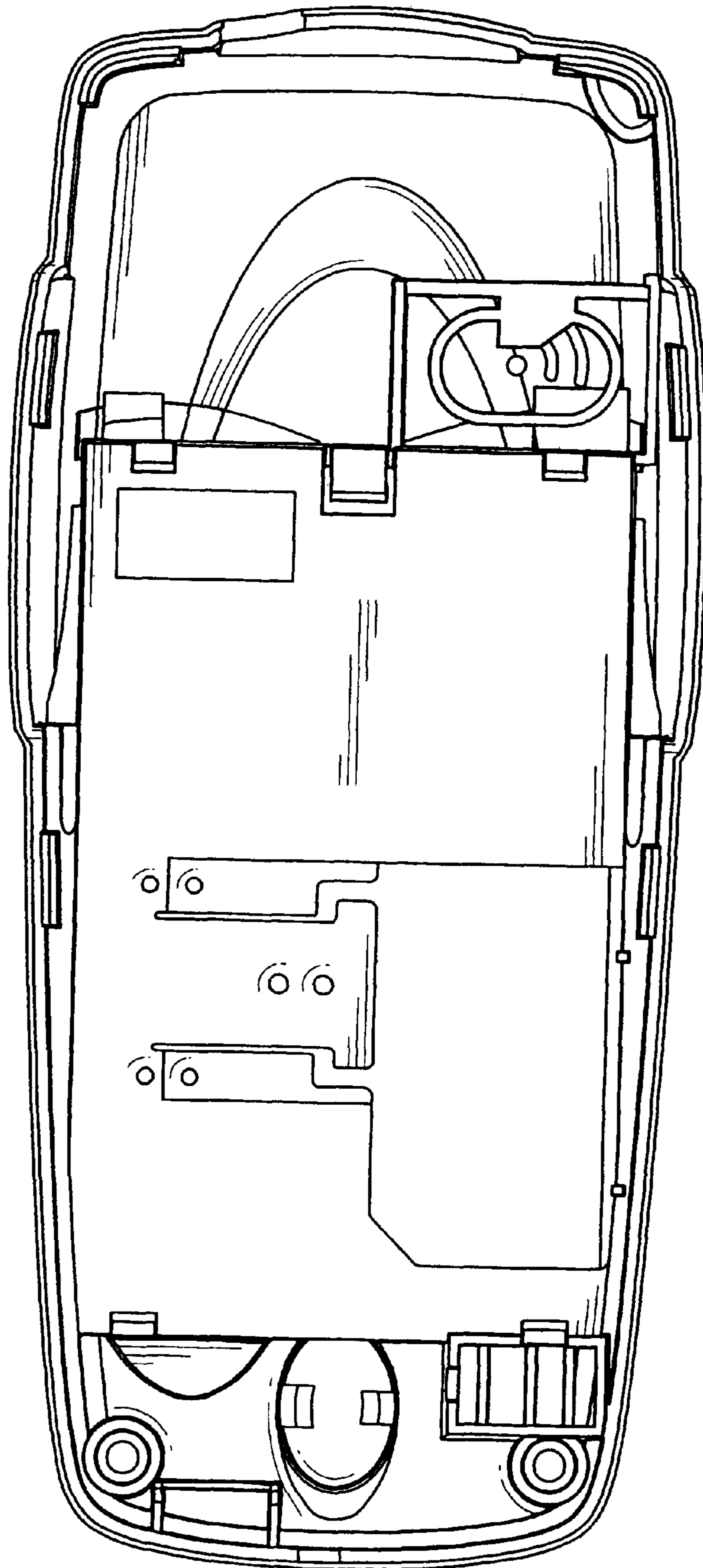


FIG. 3


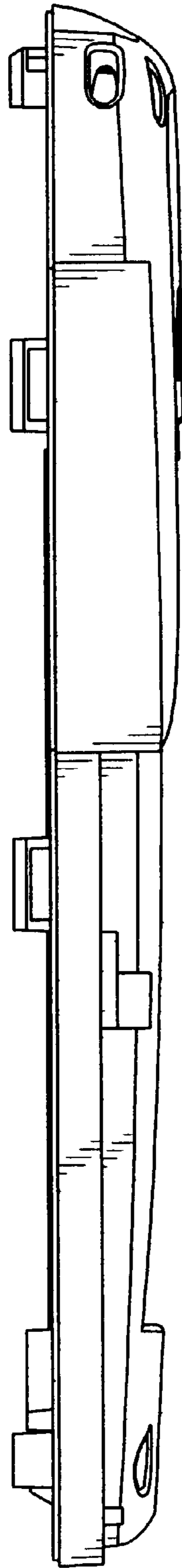


FIG. 4

FIG. 5

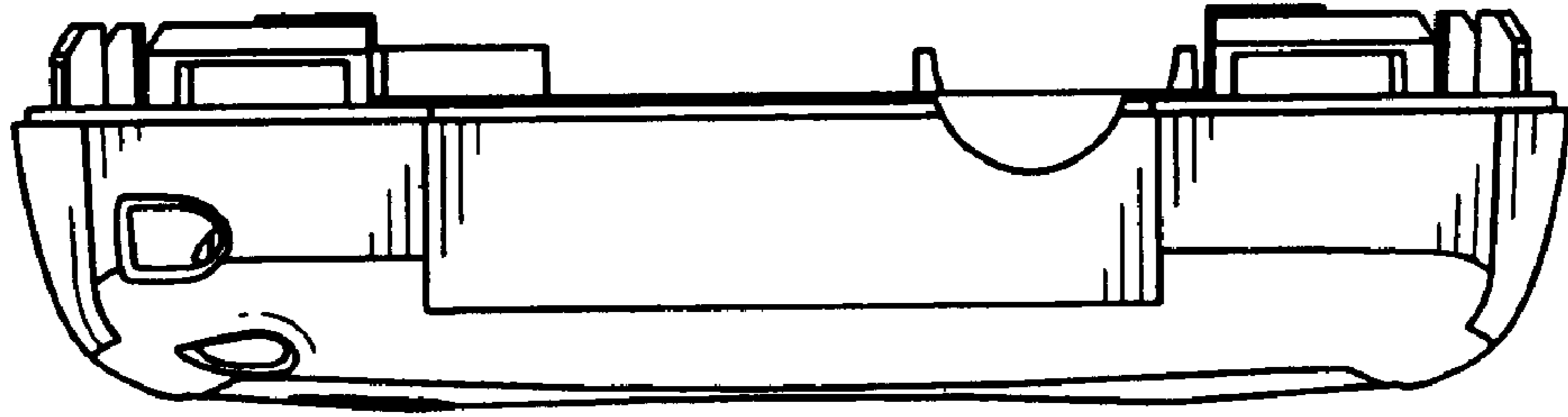


FIG. 6

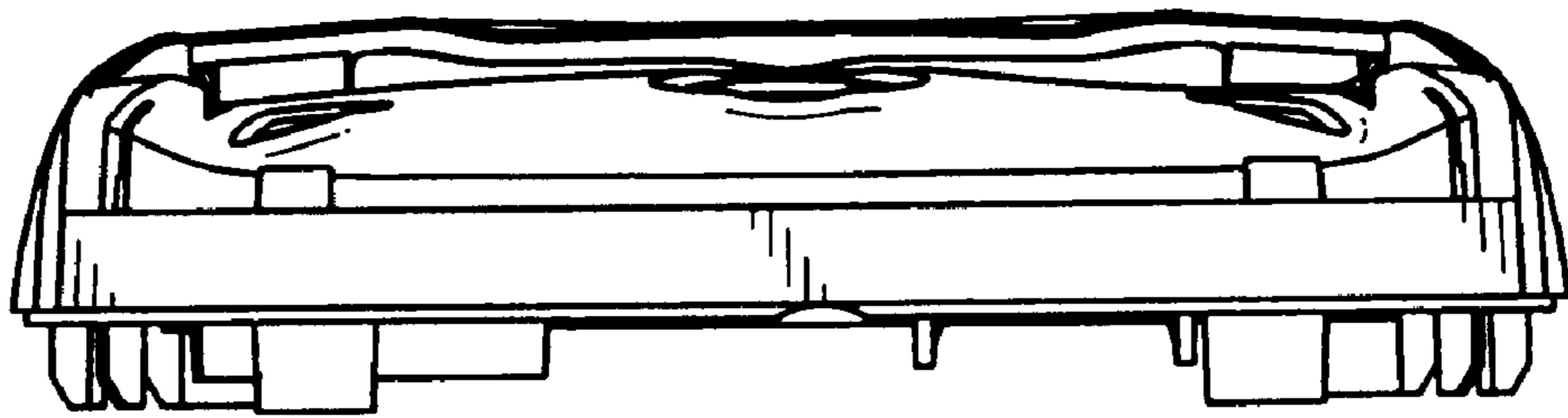


FIG. 7