



US00D481381S

(12) **United States Design Patent**
Toor et al.

(10) **Patent No.:** **US D481,381 S**

(45) **Date of Patent:** **** Oct. 28, 2003**

(54) **KEY ARRAY FOR A WIRELESS HANDSET**

(75) Inventors: **Kamaldip Singh Toor**, San Diego, CA (US); **Terri Cruse**, Lathrop, CA (US); **Torence Lu**, San Jose, CA (US)

(73) Assignee: **Cisco Technology, Inc.**, San Jose, CA (US)

(**) Term: **14 Years**

(21) Appl. No.: **29/165,870**

(22) Filed: **Aug. 15, 2002**

(51) **LOC (7) Cl.** **14-03**

(52) **U.S. Cl.** **D14/247**

(58) **Field of Search** D14/137, 138, D14/218, 147-148, 247-249, 144, 455, 456, 341-347, 338-340, 399, 426, 387, 429, 453; 379/433.01-433.13, 434, 419, 420.01-420.04, 428.01-428.02, 440, 368-370; 455/550.01-90.3; D13/168; D18/2, 7

(56) **References Cited**

U.S. PATENT DOCUMENTS

D402,652 S	*	12/1998	Chikuma	D14/138
D402,982 S	*	12/1998	Nagano et al.	D14/138
D407,719 S	*	4/1999	Nagano et al.	D14/138
D408,032 S	*	4/1999	Nagano et al.	D14/138
D411,994 S	*	7/1999	Nakahara et al.	D14/138
D412,329 S	*	7/1999	Banryu	D14/138
D426,531 S	*	6/2000	Chikaraishi et al.	D14/138
D433,397 S	*	11/2000	Ogawa	D14/138
D433,398 S	*	11/2000	Meyer et al.	D14/138
D434,744 S	*	12/2000	Lai	D14/138
D439,230 S	*	3/2001	Braxton et al.	D14/138
D443,600 S	*	6/2001	Ogawa	D14/138
D446,200 S	*	8/2001	Ko	D14/138
D446,509 S	*	8/2001	Chiu	D14/138
D447,126 S	*	8/2001	Carvalho	D14/138

D447,468 S	*	9/2001	Nakahara et al.	D14/138
D451,897 S	*	12/2001	Hiroko	D14/138
D454,852 S	*	3/2002	Yokoyama	D14/138
D456,377 S	*	4/2002	Miyazawa et al.	D14/138
D459,328 S	*	6/2002	Kurimoto	D14/138
D459,344 S		6/2002	Vuolteenaho		
D459,345 S		6/2002	Vuolteenaho et al.	D14/248
D460,754 S		7/2002	Ruohonen	D14/247
D461,174 S		8/2002	Ruohonen	D14/138
D461,182 S		8/2002	Ruohonen	D14/248
D461,467 S		8/2002	Ruohonen	D14/248
D461,468 S		8/2002	Ruohonen	D14/248
D462,071 S		8/2002	Ruohonen	D14/248
D463,361 S		9/2002	Ruohonen	D13/108
D464,342 S		10/2002	Lee	D14/247
D468,281 S	*	1/2003	Taniguchi et al.	D14/138

* cited by examiner

Primary Examiner—Jeffrey Asch

(74) *Attorney, Agent, or Firm*—Beyer Weaver & Thomas, LLP.

(57) **CLAIM**

We claim the ornamental design for a key array for a wireless handset, as shown.

DESCRIPTION

FIG. 1 is a right front perspective view of the key array included within a phantom view of an exemplary wireless handset;

FIG. 2 is a front view of the key array;

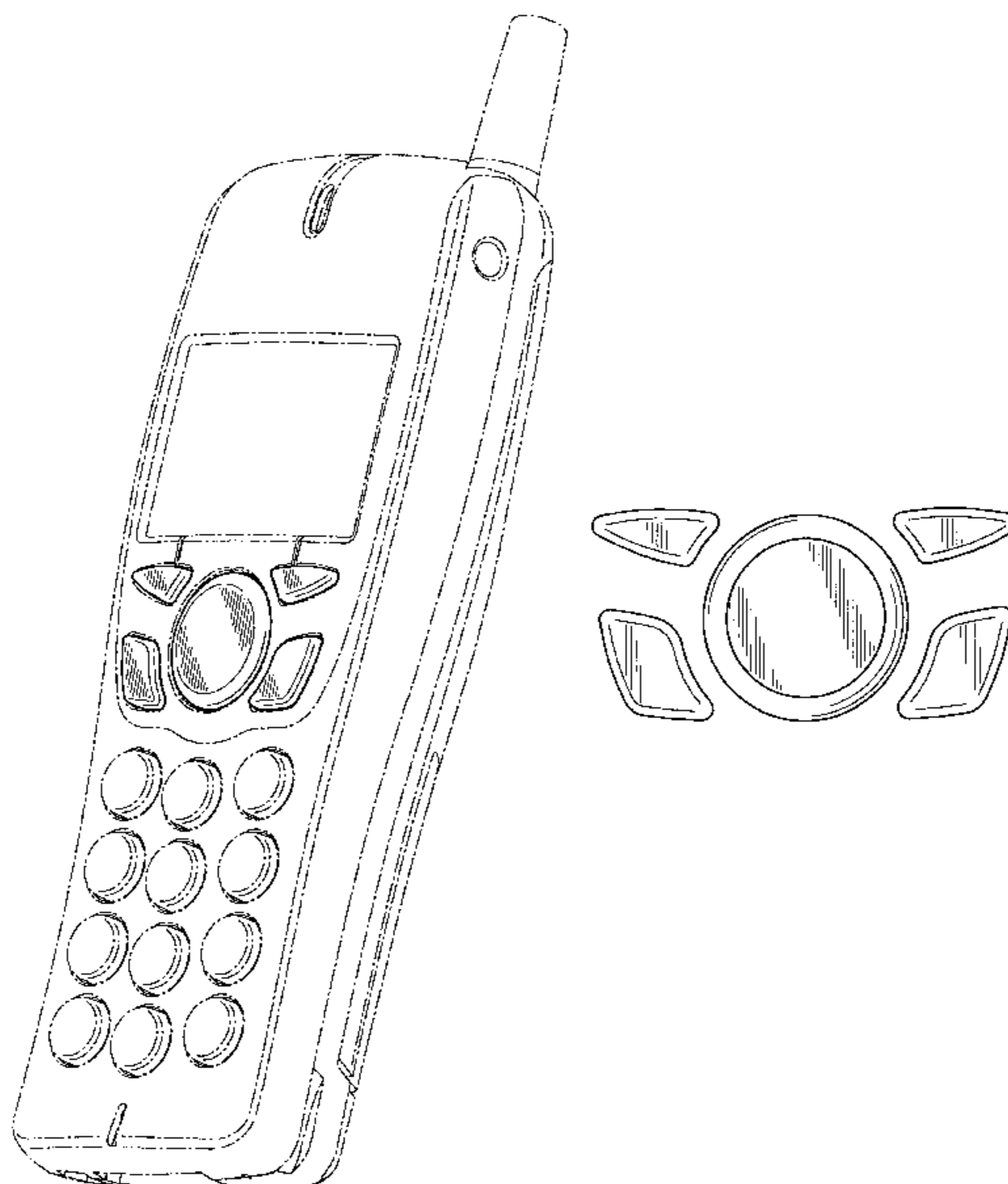
FIG. 3 is a right side view of the key array, the left side being a mirror image thereof;

FIG. 4 is a top view of the key array; and,

FIG. 5 is a bottom view of the key array.

The broken line showing of a phantom, exemplary wireless handset in FIG. 1 is for illustrative purposes only and forms no part of the claimed design.

1 Claim, 2 Drawing Sheets



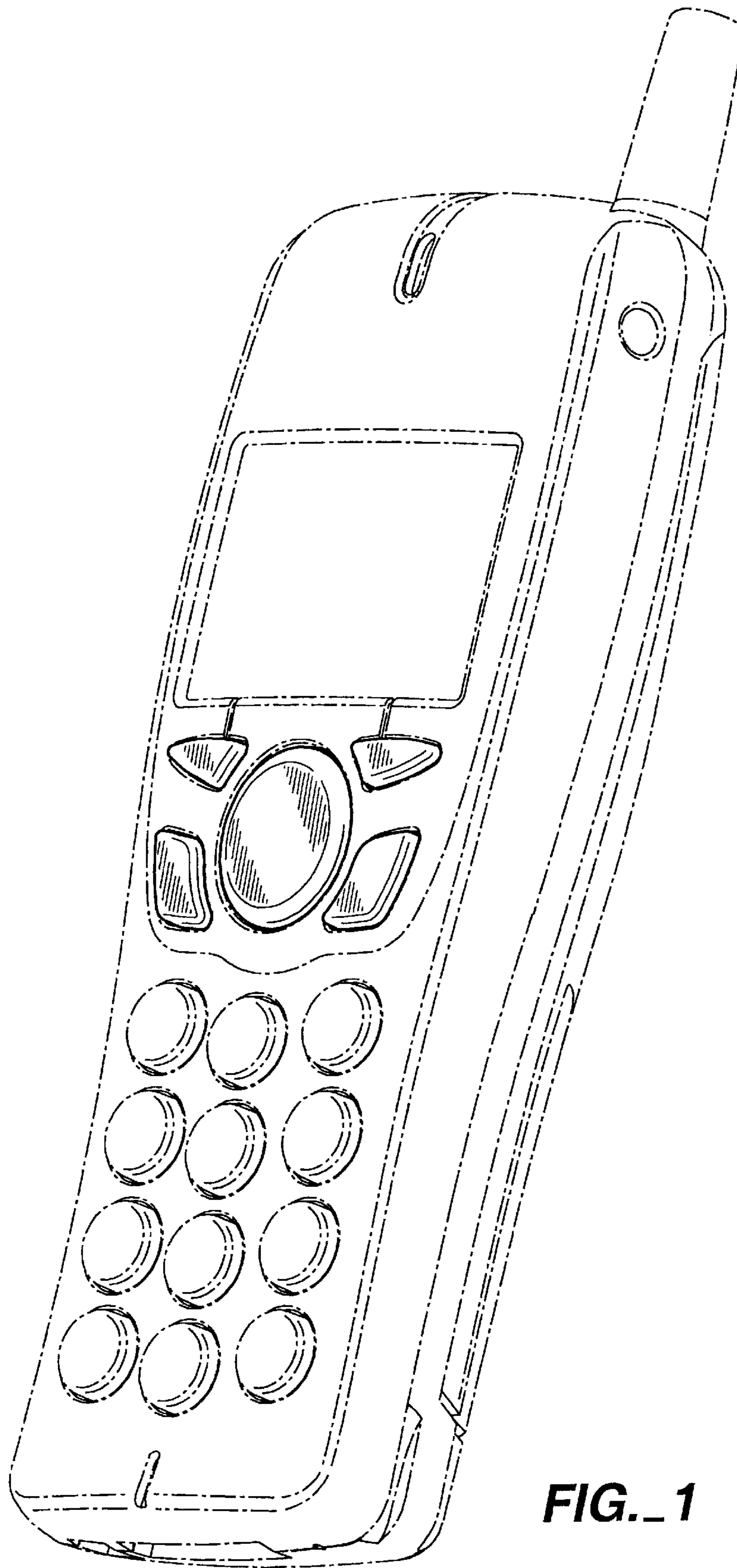


FIG. 1

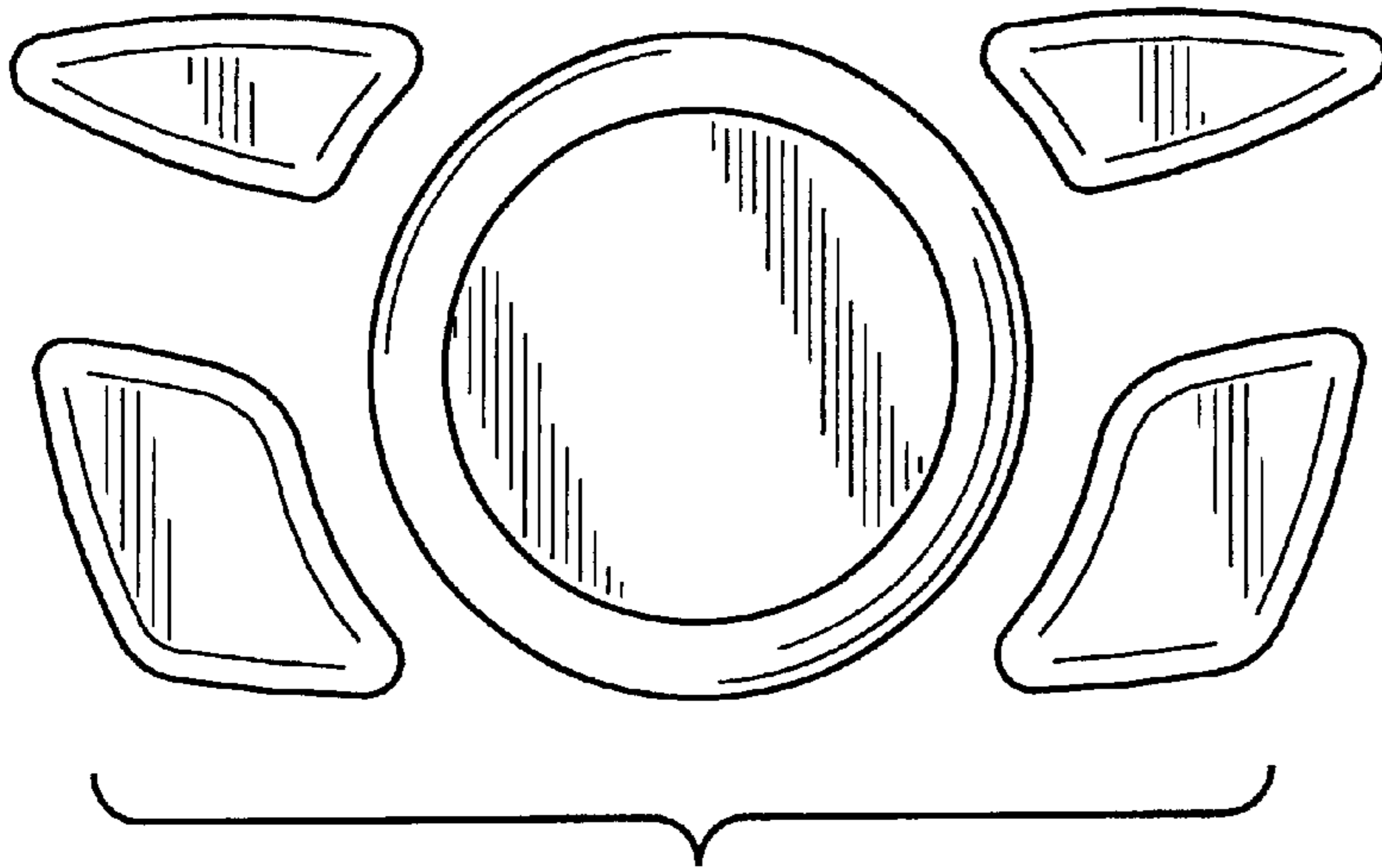


FIG._2



FIG._3

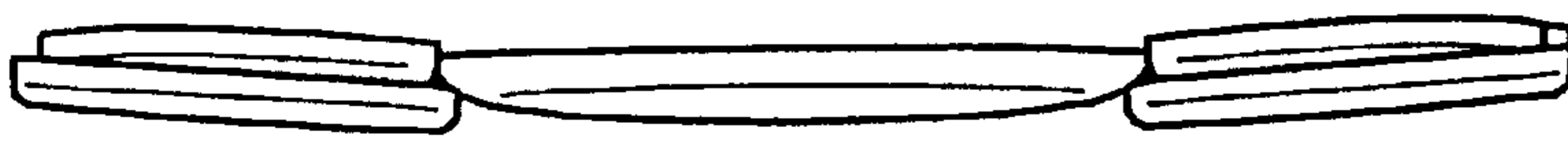


FIG._4

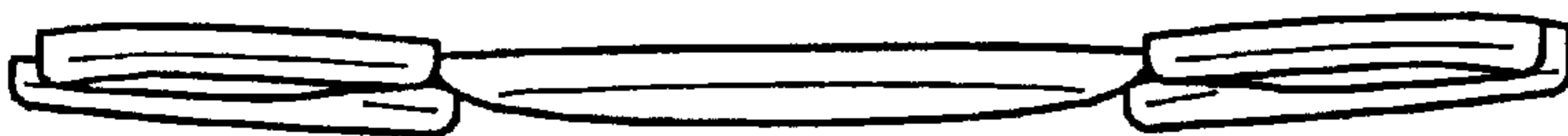


FIG._5