



US00D481346S

(12) **United States Design Patent**
Vian

(10) **Patent No.:** **US D481,346 S**

(45) **Date of Patent:** **** Oct. 28, 2003**

(54) **VEHICLE WHEEL**

(75) Inventor: **Paolo Vian**, Tregnago (IT)

(73) Assignee: **Breed Automotive Technology, Inc.**,
Lakeland, FL (US)

(**) Term: **14 Years**

(21) Appl. No.: **29/181,924**

(22) Filed: **May 19, 2003**

(30) **Foreign Application Priority Data**

Jan. 30, 2003 (IT) MI2003O0056

(51) **LOC (7) Cl.** **12-16**

(52) **U.S. Cl.** **D12/211**

(58) **Field of Search** D12/204-211;
301/37.101, 64.101, 65

(56) **References Cited**

U.S. PATENT DOCUMENTS

- D405,749 S * 2/1999 Kulla D12/211
- D414,454 S * 9/1999 Chung D12/211
- D419,947 S * 2/2000 Chung D12/211

- D423,445 S * 4/2000 Baumgartner D12/211
- D424,500 S * 5/2000 Johnson D12/209
- D428,380 S * 7/2000 Chinellato D12/211
- D457,119 S * 5/2002 Braun et al. D12/211
- D468,250 S * 1/2003 Donikoglu D12/209
- D471,144 S * 3/2003 Pfeiffer D12/209
- D473,836 S * 4/2003 Laengerer D12/211
- D474,440 S * 5/2003 Oh D12/211
- D476,284 S * 6/2003 Pfeiffer et al. D12/211
- D477,556 S * 7/2003 Koch D12/211

* cited by examiner

Primary Examiner—Stacia Cadmus

(74) *Attorney, Agent, or Firm*—Lonnie Drayer

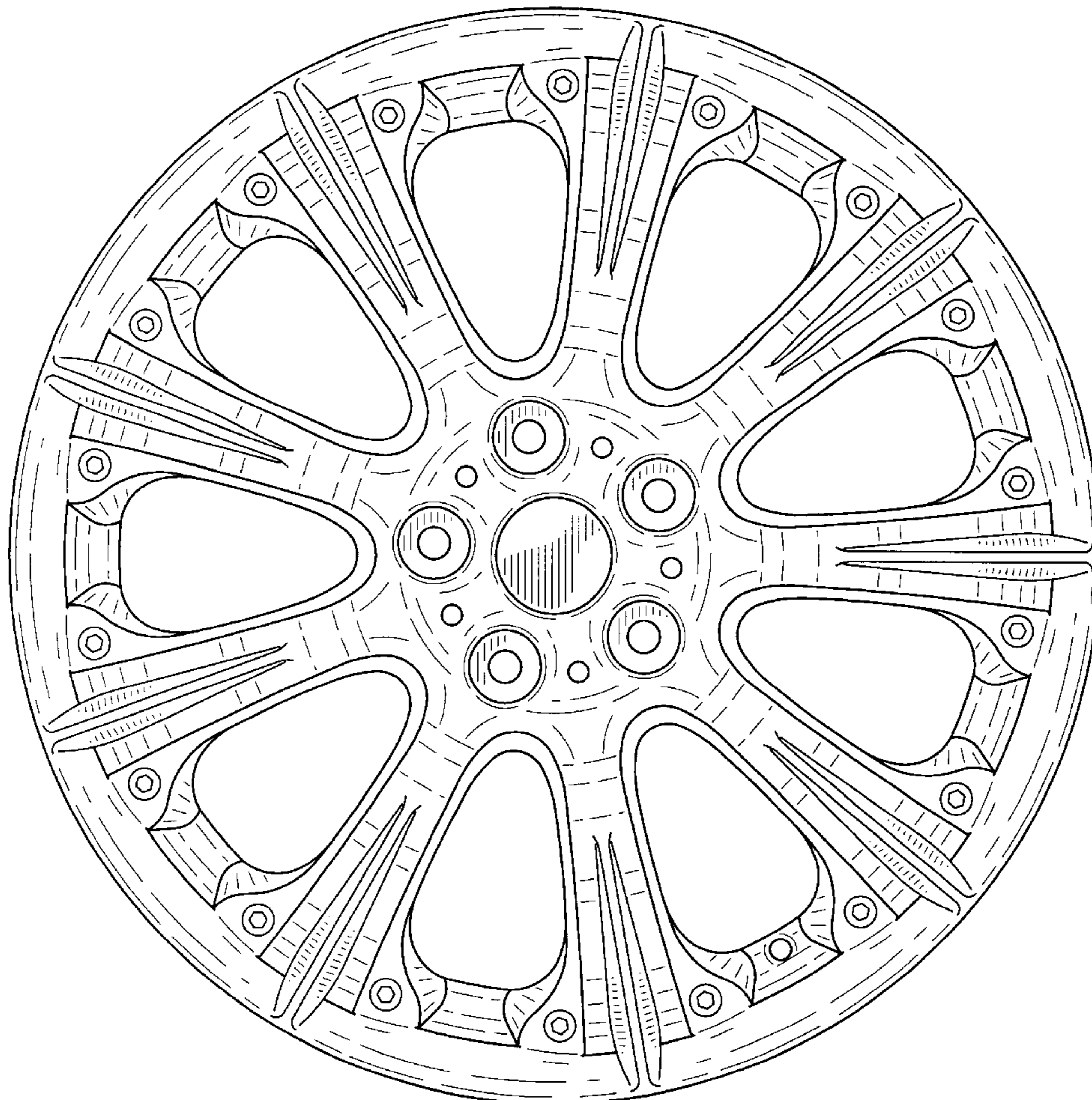
(57) **CLAIM**

I claim the ornamental design for a vehicle wheel, as shown and described.

DESCRIPTION

FIG. 1 is a perspective view of a vehicle wheel, showing my new design; and,
FIG. 2 is a front elevation view of the vehicle wheel shown in FIG. 1.

1 Claim, 2 Drawing Sheets



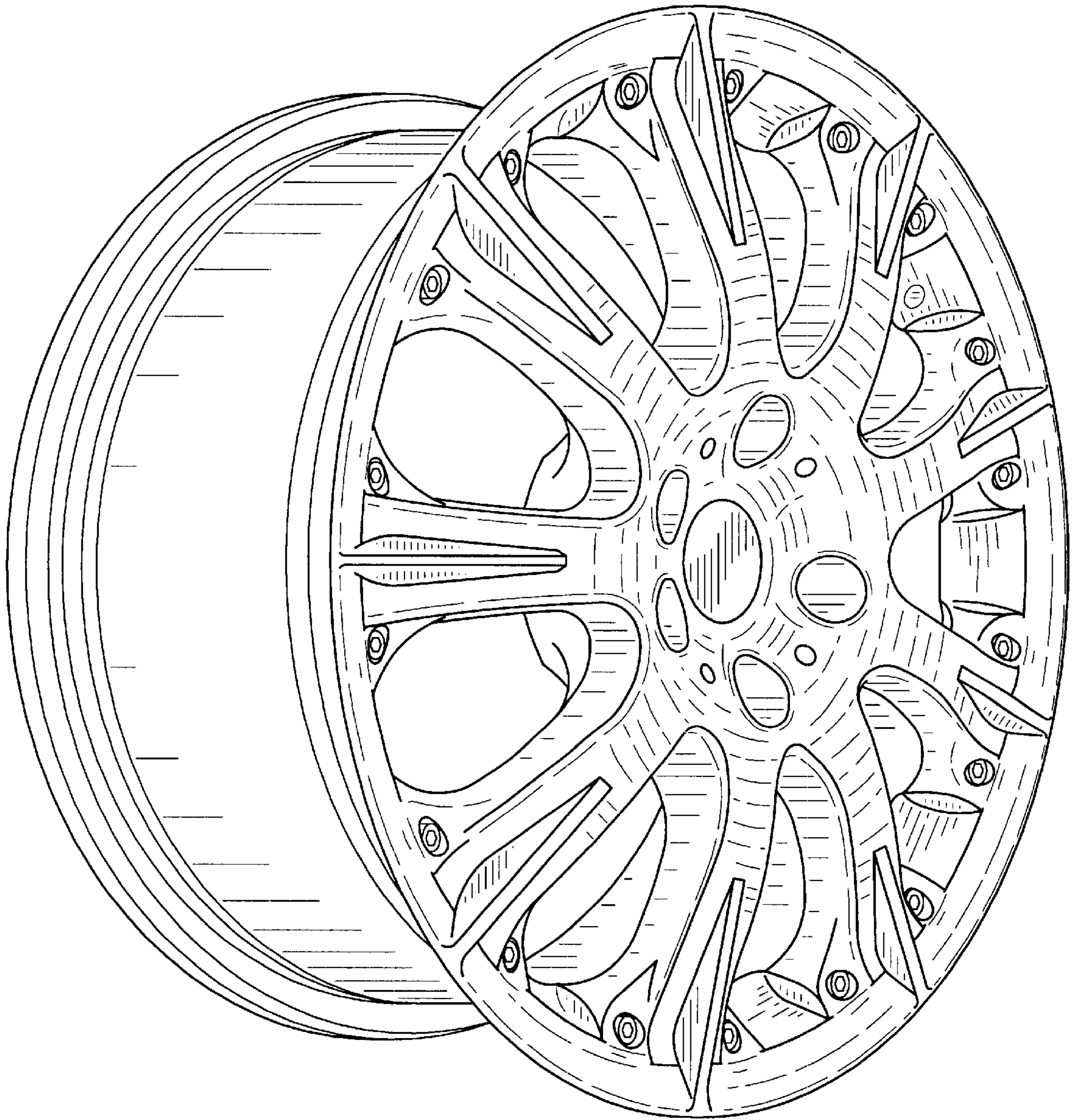


FIG-1

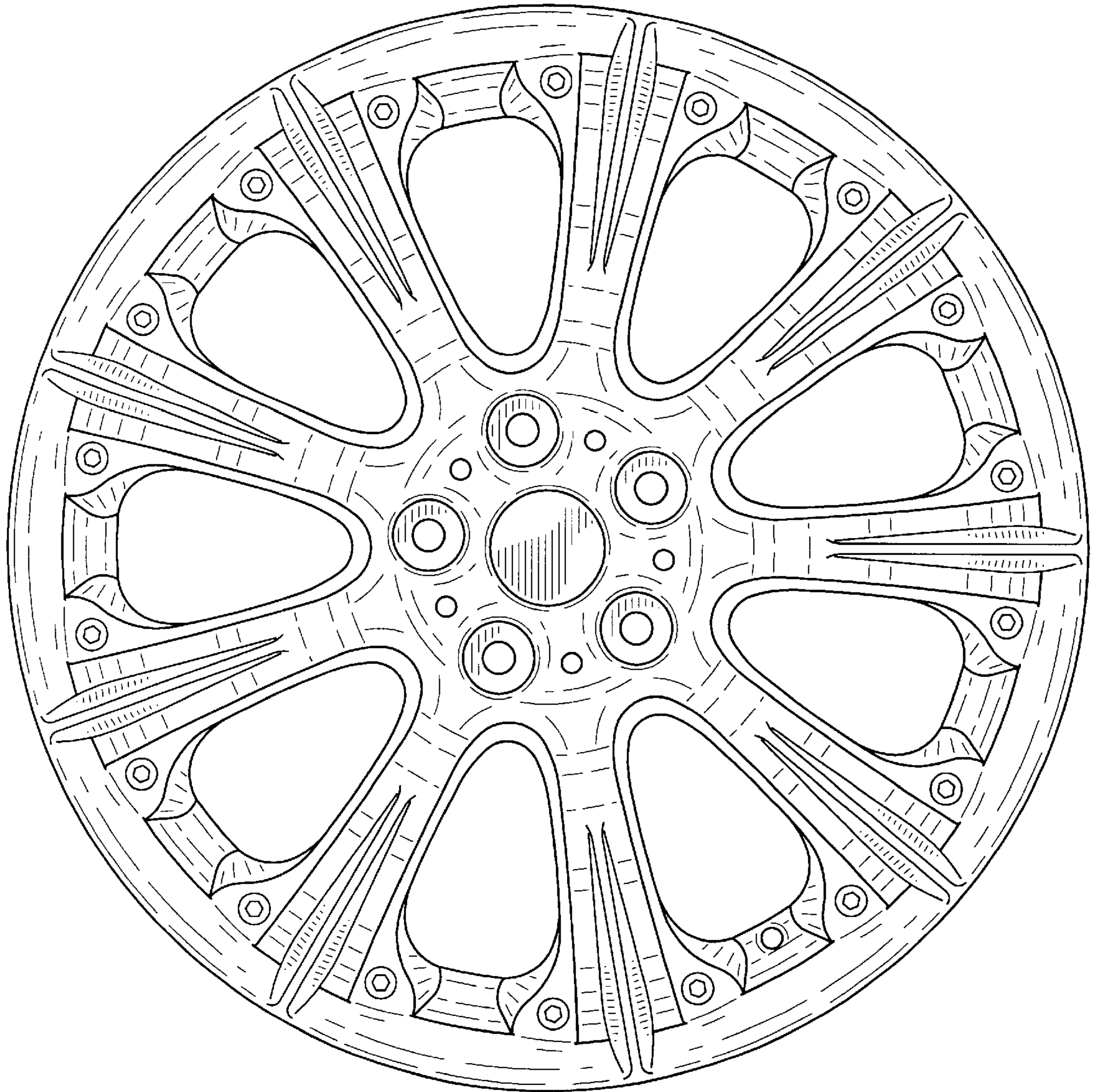


FIG-2