



US00D481340S

(12) **United States Design Patent**
Hussaini et al.

(10) **Patent No.:** **US D481,340 S**

(45) **Date of Patent:** **** Oct. 28, 2003**

(54) **FLOOR MAT**

(75) Inventors: **Saied Hussaini**, Miami, FL (US); **Marc Iacovelli**, Miami, FL (US)

(73) Assignee: **Rally Manufacturing, Inc.**, Miami, FL (US)

(**) Term: **14 Years**

(21) Appl. No.: **29/181,296**

(22) Filed: **May 9, 2003**

(51) **LOC (7) Cl.** **12-16**

(52) **U.S. Cl.** **D12/203**

(58) **Field of Search** D12/203; D6/582-586,
D6/592; 296/97.23; 15/215-217; 428/141;
280/164.1, 163

(56) **References Cited**

U.S. PATENT DOCUMENTS

D226,375 S	*	2/1973	Wells et al.	D12/203
D237,605 S	*	11/1975	Wells	D12/203
D420,965 S	*	2/2000	Iacovelli et al.	D12/203
D424,498 S	*	5/2000	Iacovelli	D12/203
D432,966 S	*	10/2000	Iacovelli et al.	D12/203

D441,336 S	*	5/2001	Hussaini et al.	D12/203
D442,902 S	*	5/2001	Iacovelli et al.	D12/203
D475,959 S	*	6/2003	Horowitz	D12/203

* cited by examiner

Primary Examiner—Stacia Cadmus

(74) *Attorney, Agent, or Firm*—Liniak, Berenato & White

(57) **CLAIM**

The ornamental design for a floor mat, as shown and described.

DESCRIPTION

FIG. 1 is a front view of the floor mat according to the present invention;
FIG. 2 is a rear view of the floor mat of FIG. 1;
FIG. 3 is a left side view of the floor mat of FIG. 1;
FIG. 4 is a right side view of the floor mat of FIG. 1;
FIG. 5 is a top view of the floor mat of FIG. 1;
FIG. 6 is a bottom view of the work light of FIG. 1; and,
FIG. 7 is an elevational perspective view of the floor mat of FIG. 1.

The broken line showing of environment is for illustrative purposes only and forms no part of the claimed design.

1 Claim, 5 Drawing Sheets

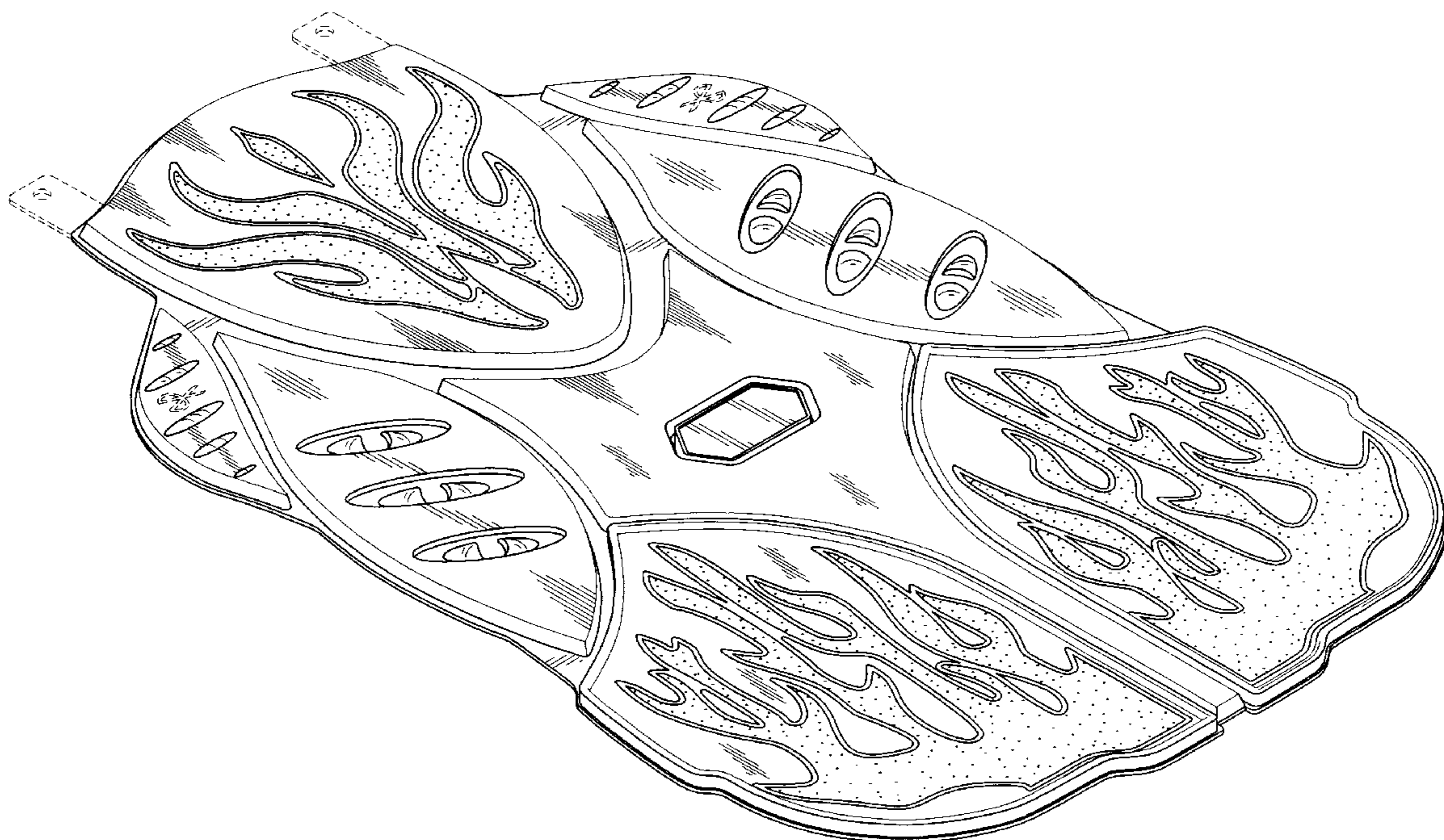


Fig. 1




Fig. 2

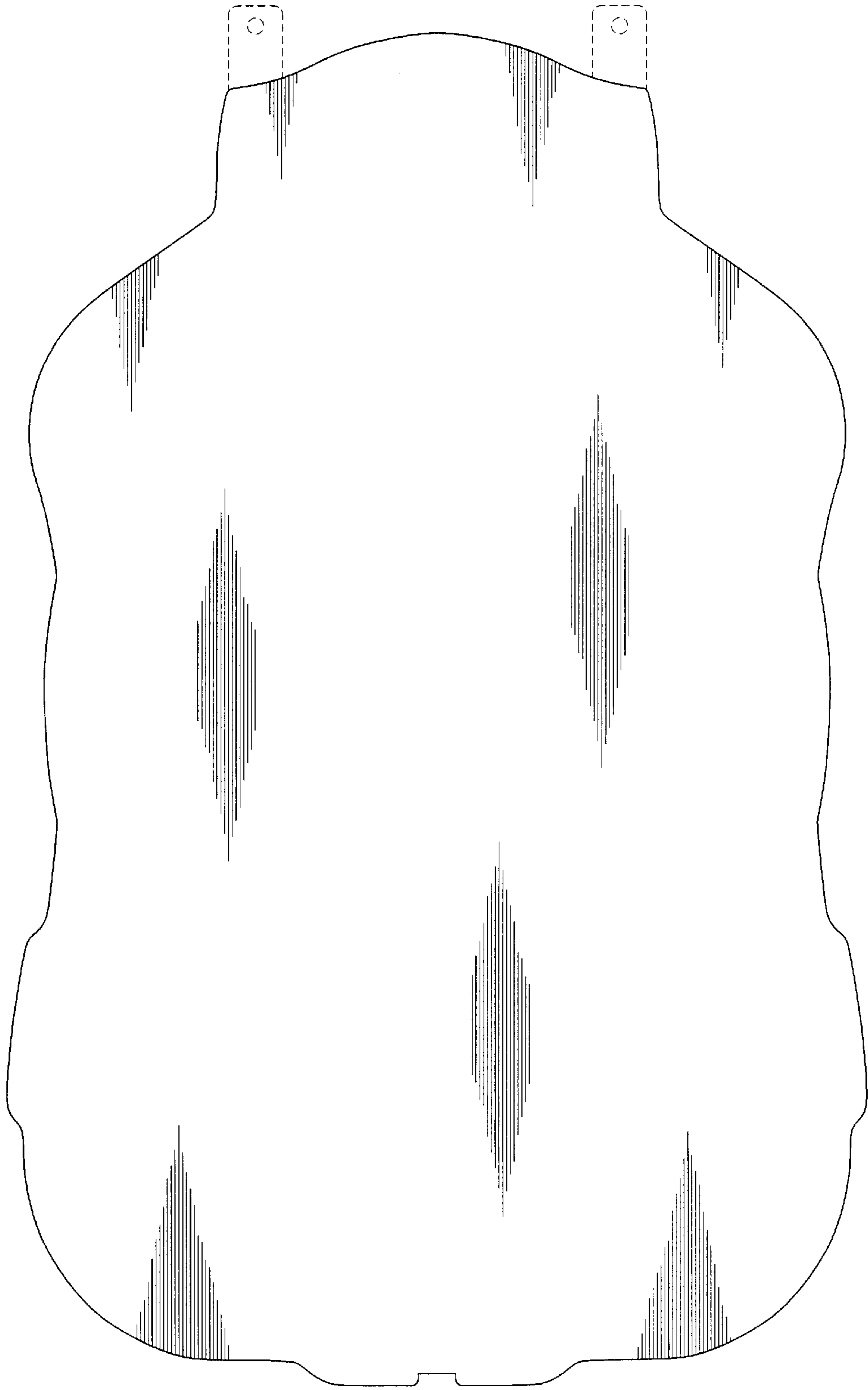


Fig. 3



Fig. 4

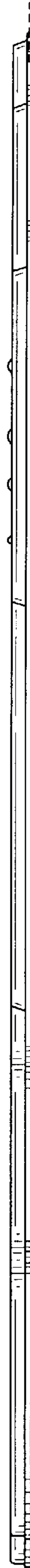


Fig. 5

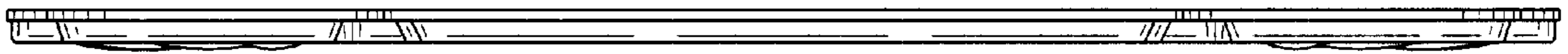


Fig. 6



Fig. 7

