



US00D481330S

(12) **United States Design Patent**
Fildan et al.

(10) **Patent No.:** **US D481,330 S**

(45) **Date of Patent:** **** Oct. 28, 2003**

(54) **BUTTON-TYPE STRAP CONNECTOR**

(75) Inventors: **Gerhard Fildan, Vienna (AT); Karl Wanzenböck, Leobersdorf (AT)**

(73) Assignee: **Fildan Accessories Corporation, Humble, TX (US)**

(**) Term: **14 Years**

(21) Appl. No.: **29/130,781**

(22) Filed: **Oct. 6, 2000**

(51) **LOC (7) Cl.** **02-07**

(52) **U.S. Cl.** **D11/218**

(58) **Field of Search** D11/200, 201,
D11/210, 212-214, 216, 218, 231, 234,
236, 86-87; 24/196, 316, 326, 616, 644,
614

(56) **References Cited**

U.S. PATENT DOCUMENTS

D93,466 S	*	10/1934	Freysinger	D11/218
D97,293 S	*	10/1935	Kestin	D11/218
D102,551 S	*	12/1936	Freysinger	D11/212
D112,061 S	*	11/1938	Freysinger	D11/212
D115,719 S	*	6/1939	Miller et al.	D11/200

D337,745 S	*	7/1993	Fildan	D11/200
D356,525 S	*	3/1995	Fildan	D11/218
5,485,658 A	*	1/1996	Fildan	24/614
D370,874 S	*	6/1996	Muller et al.	D11/218
D385,509 S	*	10/1997	Fildan	D11/218
5,816,889 A	*	10/1998	Fildan	450/45
D403,618 S	*	1/1999	Fildan	D11/210
D455,980 S	*	4/2002	Fildan et al.	D11/200

* cited by examiner

Primary Examiner—Ralf Seifert

(74) *Attorney, Agent, or Firm*—Herbert Dubno

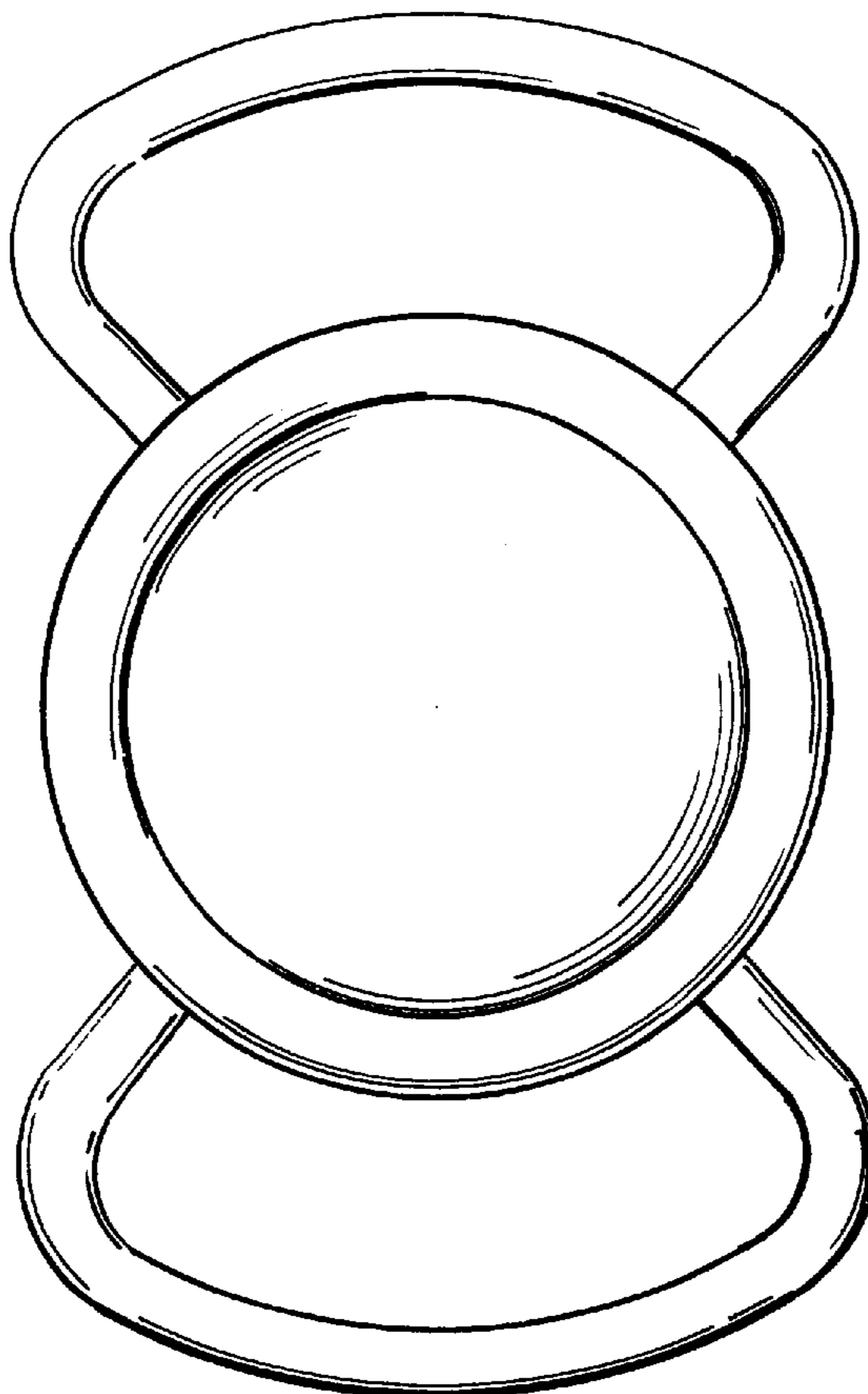
(57) **CLAIM**

The ornamental design for a button-type strap connector, as shown and described.

DESCRIPTION

FIG. 1 is a front elevational view of a button-type strap connector showing my new design;
FIG. 2 is a rear elevational view thereof;
FIG. 3 is a left-side elevational view thereof;
FIG. 4 is a right-side elevational view thereof;
FIG. 5 is a top view thereof; and,
FIG. 6 is a bottom view thereof.

1 Claim, 4 Drawing Sheets



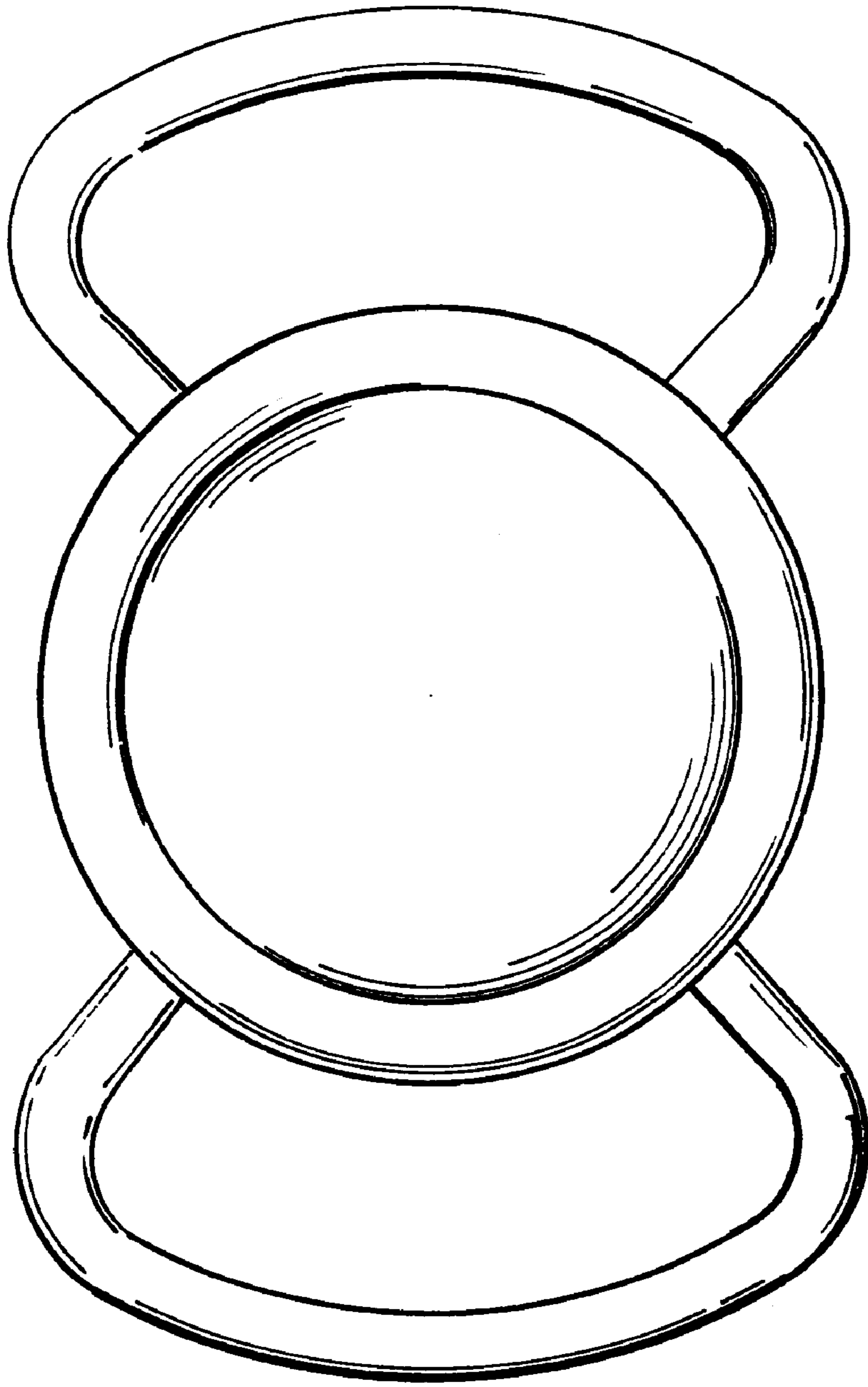


FIG. 1

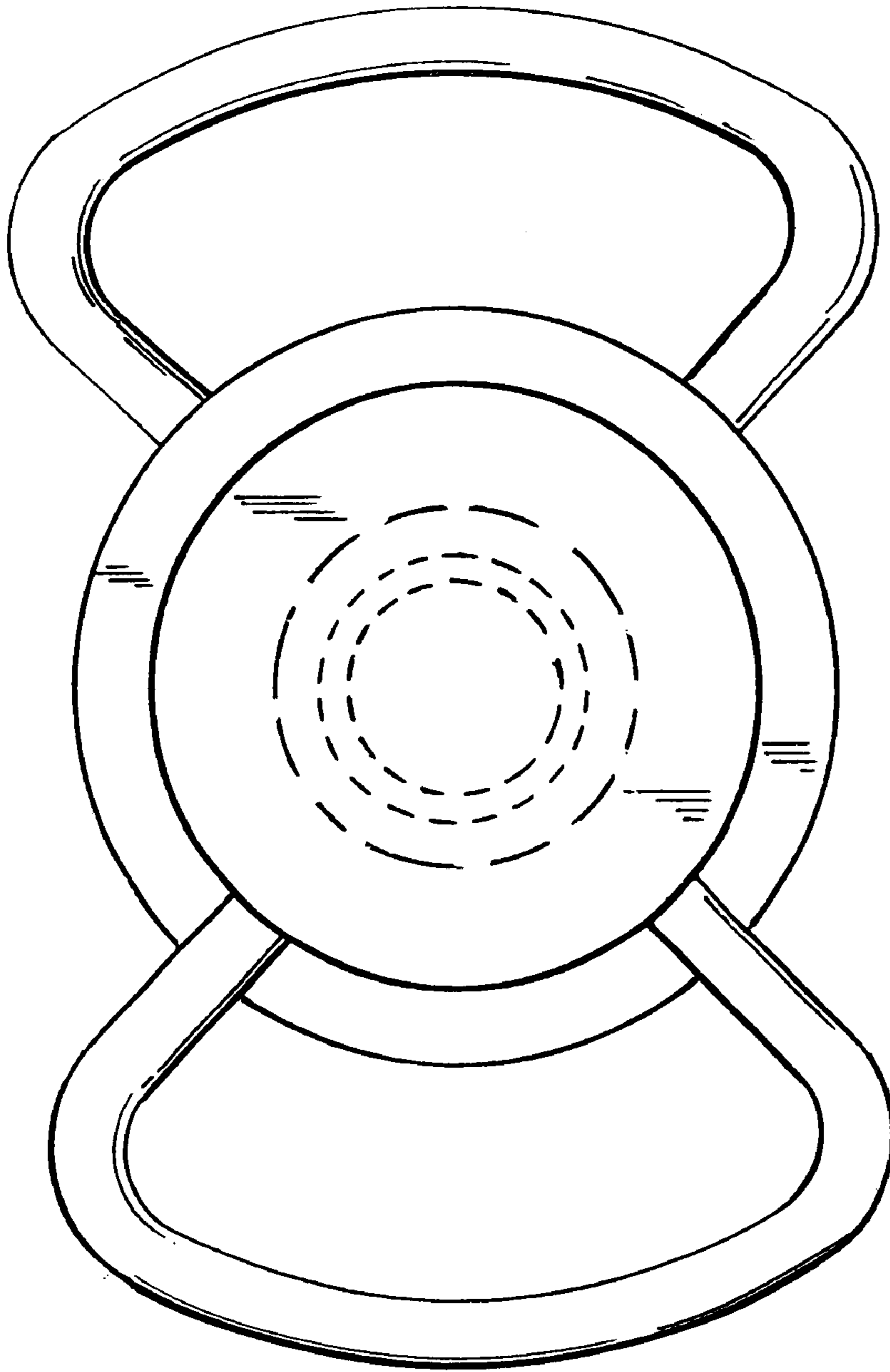


FIG.2




FIG. 3



FIG. 4




FIG. 5




FIG. 6