



US00D481322S

(12) **United States Design Patent**  
**Hill**

(10) **Patent No.:** **US D481,322 S**

(45) **Date of Patent:** **\*\* Oct. 28, 2003**

(54) **WATCH FACE**

D353,553 S \* 12/1994 Ito ..... D10/126

(76) Inventor: **Lois Hill**, 1 West 37<sup>th</sup> St., 7<sup>th</sup> Floor,  
New York, NY (US) 10018

\* cited by examiner

(\*\*) Term: **14 Years**

*Primary Examiner*—Nelson C. Holtje

(74) *Attorney, Agent, or Firm*—Lackebach Siegel LLP

(21) Appl. No.: **29/166,501**

(57) **CLAIM**

(22) Filed: **Aug. 28, 2002**

The ornamental design for a watch face, as shown and described.

(51) **LOC (7) Cl.** ..... **10-07**

**DESCRIPTION**

(52) **U.S. Cl.** ..... **D10/128**

(58) **Field of Search** ..... D10/1-40, 122-132;  
368/223, 228-229, 232, 280-282, 285


FIG. 1 is a top plan view of the watch face;  
FIG. 2 is a front view of the watch face of FIG. 1;  
FIG. 3 is a rear view of the watch face of FIG. 1;  
FIG. 4 is a left and right side view of the watch face of FIG. 1; and,  
FIG. 5 is a sectional view taken along line 5—5 of FIG. 1.

(56) **References Cited**

**U.S. PATENT DOCUMENTS**

- D310,977 S \* 10/1990 Jones ..... D10/126
- D351,361 S \* 10/1994 Itoh ..... D10/126
- D351,565 S \* 10/1994 Ito ..... D10/126

**1 Claim, 2 Drawing Sheets**






FIG. 1

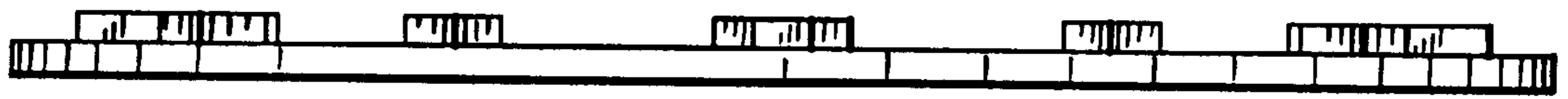


FIG. 2




FIG. 3



FIG. 4



FIG. 5