



US00D481315S

(12) **United States Design Patent**  
**Seibel et al.**

(10) **Patent No.:** **US D481,315 S**

(45) **Date of Patent:** **\*\* Oct. 28, 2003**

(54) **CONTAINER CAP**

(75) Inventors: **Lawrence P. Seibel**, Kenosha, WI  
(US); **Brent Gerald Martins**,  
Waterford, WI (US)

(73) Assignee: **Label Makers, Inc.**, Pleasant Prairie,  
WI (US)

(\*\*) Term: **14 Years**

(21) Appl. No.: **29/162,331**

(22) Filed: **Jun. 13, 2002**

(51) **LOC (7) Cl.** ..... **09-07**

(52) **U.S. Cl.** ..... **D9/443; D9/435**

(58) **Field of Search** ..... D9/435, 443, 453;  
215/232, 253, 254, 256, 257, 323, 326,  
215, 328; 220/359.1, 359.2, 359.4, 270,  
276

(56) **References Cited**

**U.S. PATENT DOCUMENTS**

D30,613 S \* 4/1899 Hauck ..... D9/443  
1,063,384 A \* 6/1913 Prell ..... 215/305

1,112,880 A \* 10/1914 Zonne ..... 215/305

D48,033 S \* 10/1915 Kaye ..... D9/453

1,706,720 A \* 3/1929 Wettstein ..... 215/305

3,187,919 A \* 6/1965 Ingils ..... 215/305

6,474,490 B1 \* 11/2002 Sibel et al. .... 215/232

\* cited by examiner

*Primary Examiner*—Louis S. Zarfes

*Assistant Examiner*—Gregory Andoll

(74) *Attorney, Agent, or Firm*—Reising, Ethington, Barnes,  
Kisselle, P.C.

(57) **CLAIM**

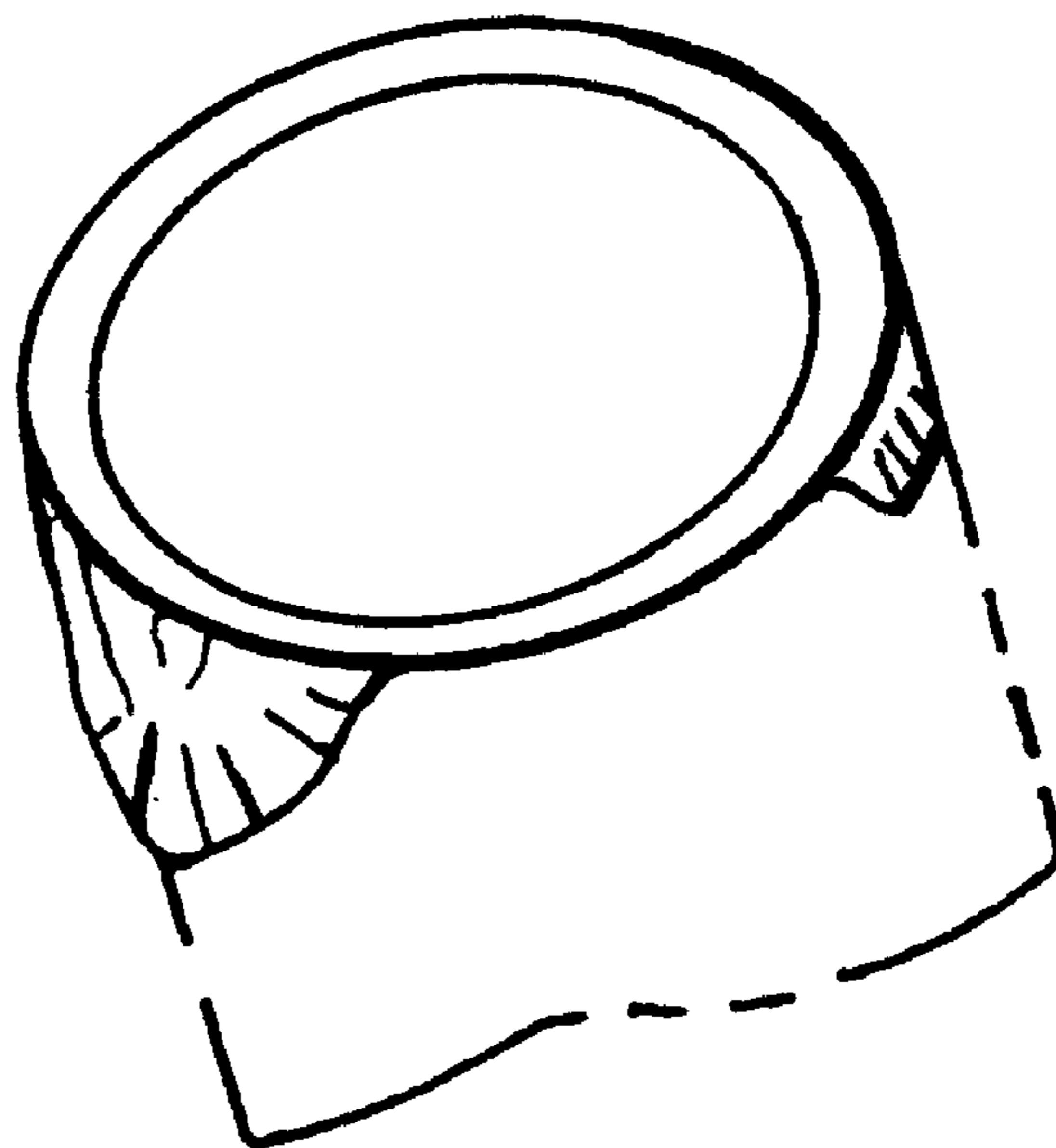
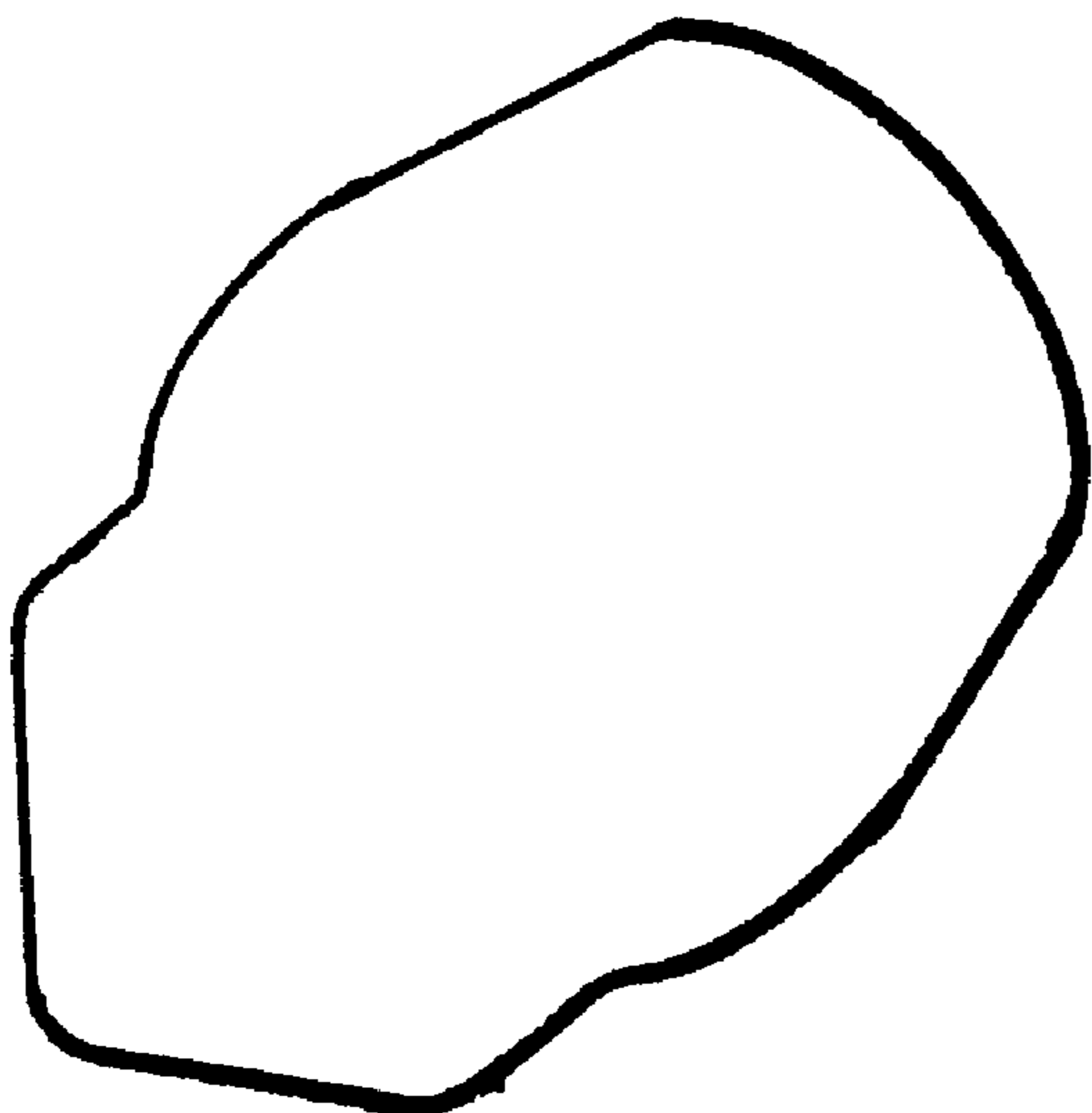
The ornamental design for a container cap, as shown and  
described.

**DESCRIPTION**

FIG. 1 is a top plan view of a container cap, showing our  
new design in a blank state, the bottom plan view being  
identical; and,

FIG. 2 is a perspective view plan view of the container cap  
of FIG. 1, showing our new design in place on a container.  
The broken lines in the Figures are for illustrative purposes  
only and form no part of the claimed design.

**1 Claim, 1 Drawing Sheet**



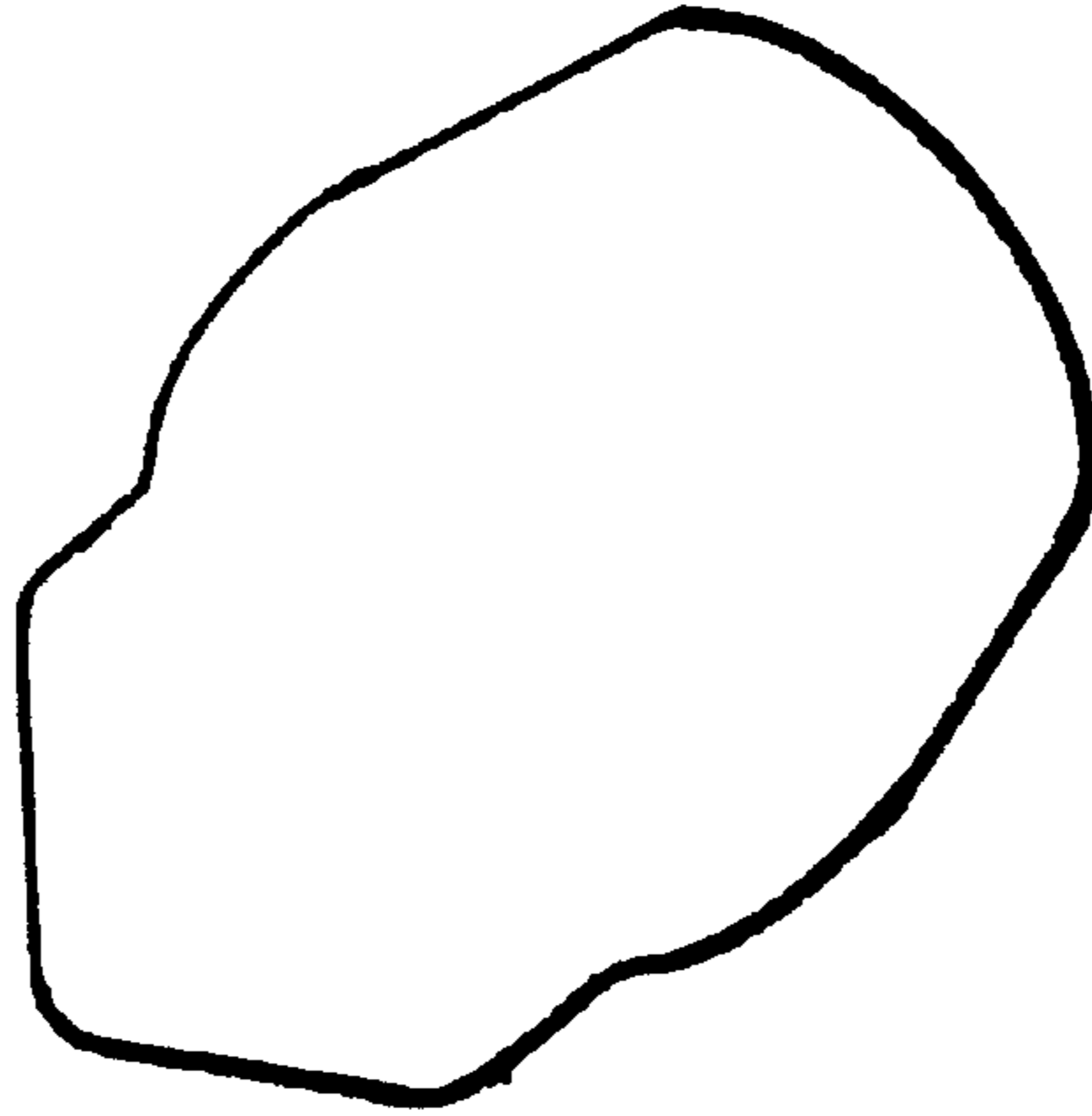


FIG. 1

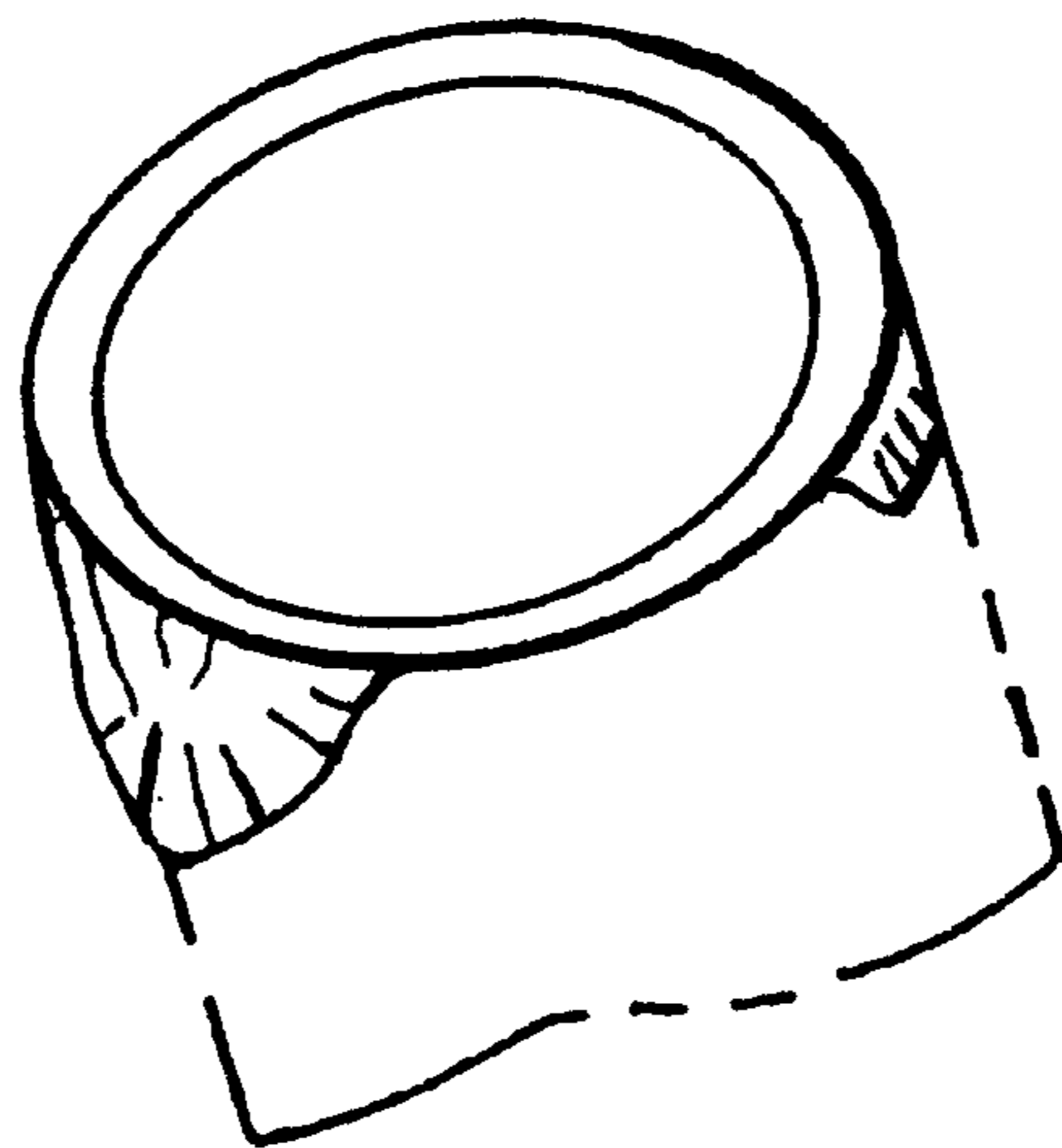


FIG. 2