



US00D481313S

(12) **United States Design Patent**  
**Archer**

(10) **Patent No.:** **US D481,313 S**

(45) **Date of Patent:** **\*\* Oct. 28, 2003**

(54) **CONTAINER CLOSURE**

(76) Inventor: **Virgil L. Archer**, P.O. Box 4146,  
Englewood, CO (US) 80155

(\*\*) Term: **14 Years**

(21) Appl. No.: **29/176,547**

(22) Filed: **Feb. 20, 2003**

(51) **LOC (7) Cl.** ..... **09-07**

(52) **U.S. Cl.** ..... **D9/436; D9/447; D9/453**

(58) **Field of Search** ..... **D9/436, 447, 453;**  
**215/307, 309; 222/482, 568, 409**

(56) **References Cited**

**U.S. PATENT DOCUMENTS**

D179,159 S	*	11/1956	Sanborn	.....	D9/447
D181,337 S	*	11/1957	Beall	.....	D9/447
2,941,701 A	*	6/1960	Stiewing et al.	.....	222/409
5,462,185 A	*	10/1995	Walker, III	.....	215/307

\* cited by examiner

*Primary Examiner*—Louis S. Zarfaz

*Assistant Examiner*—Gregory Andoll

(74) *Attorney, Agent, or Firm*—Edwin H. Crabtree; Ramon L. Pizarro; Donald W. Margolis

(57) **CLAIM**

An ornamental design for a container closure, as shown and described.

**DESCRIPTION**

FIG. 1 is a perspective view of the subject container closure illustrating my new design;

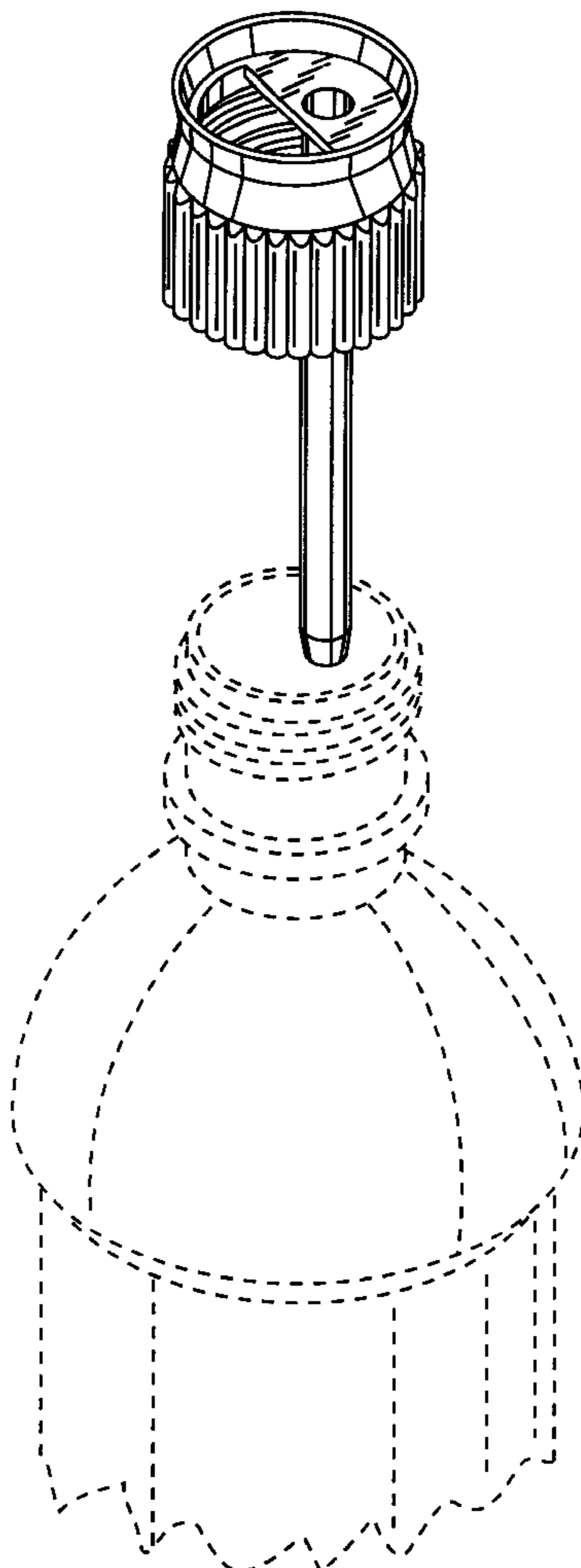
FIG. 2 is a top view of the container closure;

FIG. 3 is a side view of the container closure; and,

FIG. 4 is a bottom view of the container closure.

The broken lines in FIG. 1 illustrating a perspective view of a top portion of a plastic container and a threaded container neck are for illustrative purposes only and form no part of the invention.

**1 Claim, 1 Drawing Sheet**



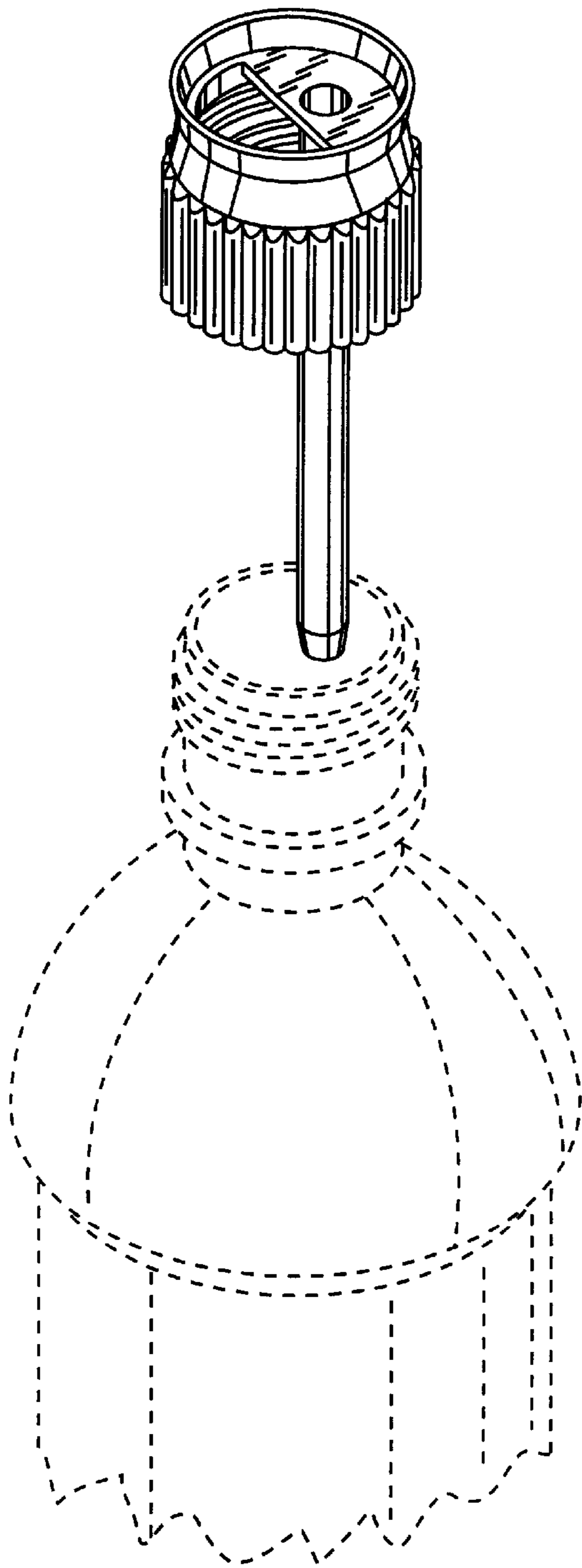


FIG. 1

FIG. 2

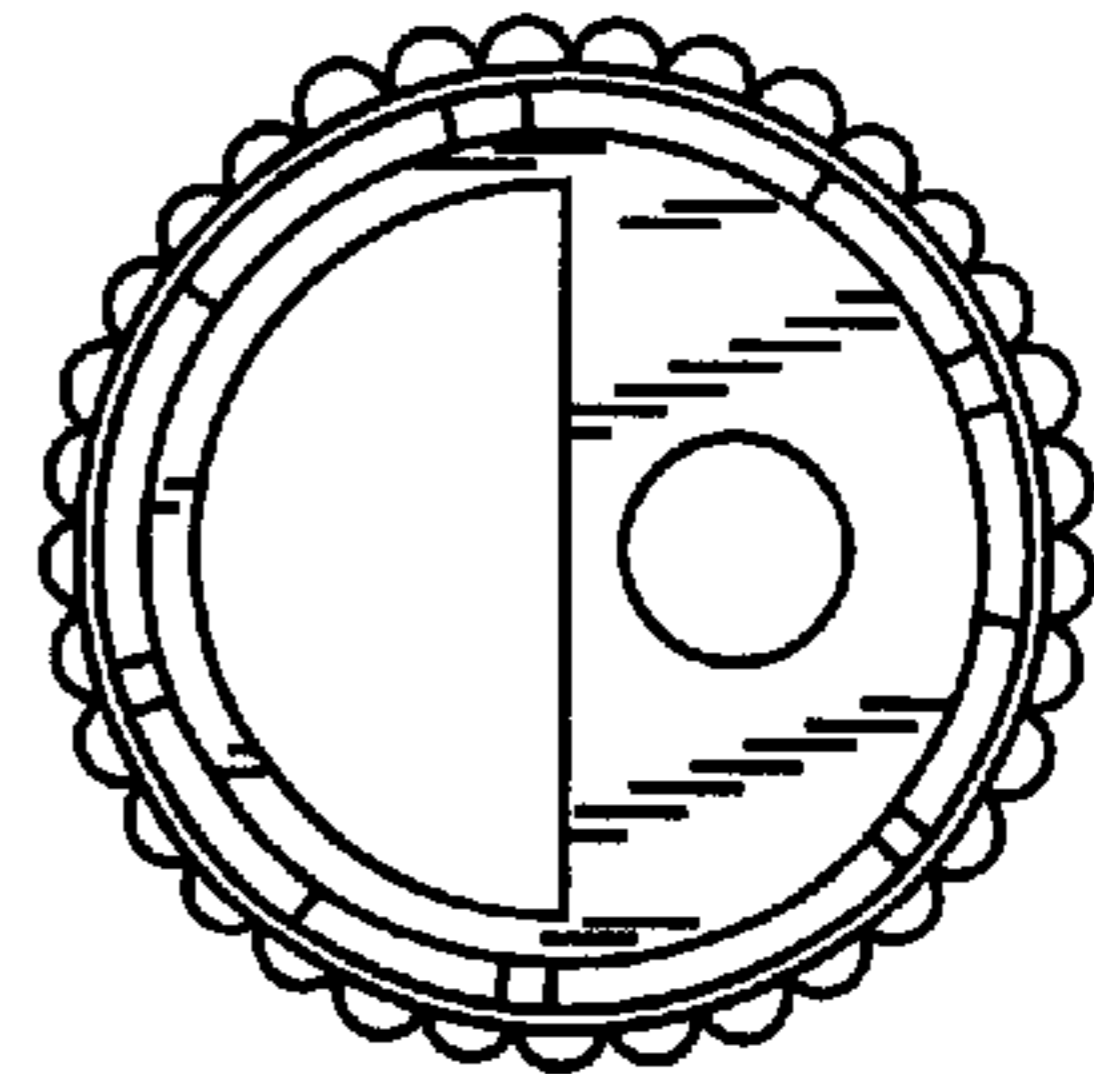


FIG. 3


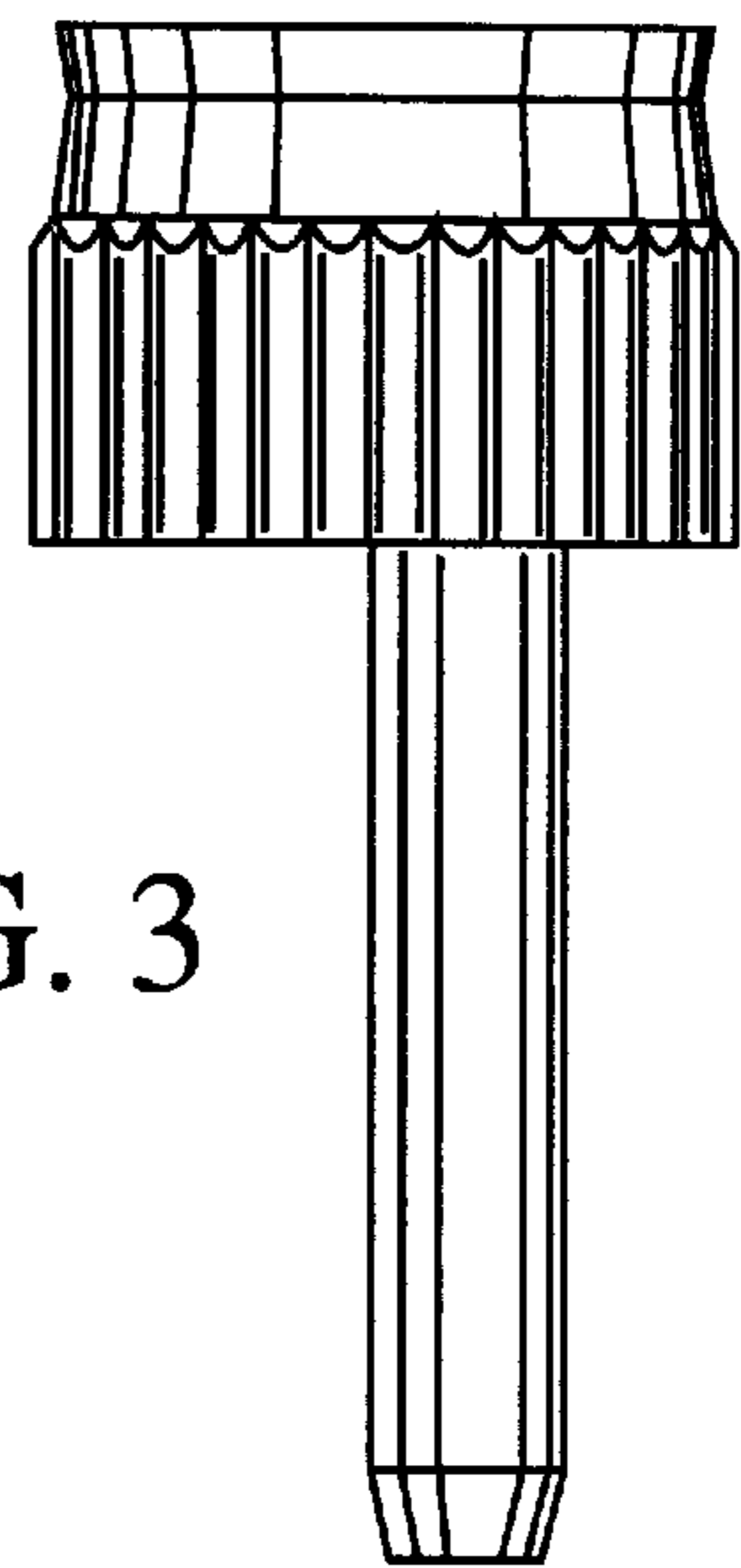


FIG. 4