



US00D481311S

(12) **United States Design Patent**  
**Humphrey**

(10) **Patent No.:** **US D481,311 S**

(45) **Date of Patent:** **\*\* Oct. 28, 2003**

(54) **BLADE ARM PACKAGE**

(75) **Inventor:** **Neill W. Humphrey**, El Dorado Hills, CA (US)

(73) **Assignee:** **TSI Prime**, El Dorado Hills, CA (US)

(\*\*) **Term:** **14 Years**

(21) **Appl. No.:** **29/175,268**

(22) **Filed:** **Jan. 30, 2003**

(51) **LOC (7) Cl.** ..... **09-03**

(52) **U.S. Cl.** ..... **D9/415; D9/418**

(58) **Field of Search** ..... D9/414, 415, 418,  
D9/337, 341, 345, 339; 206/461-471, 806,  
495, 730, 734, 736, 765, 581, 352, 353

(56) **References Cited**

**U.S. PATENT DOCUMENTS**

4,171,050 A	*	10/1979	Murray et al.	.....	206/471
D393,800 S	*	4/1998	Harrison	.....	D9/418
D430,019 S		8/2000	Humphrey		
D439,836 S		4/2001	Humphrey		
D442,479 S		5/2001	Humphrey		
D442,480 S		5/2001	Humphrey		
D442,481 S		5/2001	Humphrey		
D442,482 S		5/2001	Humphrey		
D444,057 S		6/2001	Humphrey		
D446,716 S		8/2001	Humphrey		
D447,050 S		8/2001	Humphrey		

6,276,529 B1	*	8/2001	Feehan, Jr.	.....	206/352
D447,407 S		9/2001	Humphrey		
D447,939 S		9/2001	Humphrey		
D449,519 S		10/2001	Humphrey		
D451,383 S		12/2001	Humphrey		
D451,801 S	*	12/2001	Achillinger	.....	D9/418
D454,491 S		3/2002	Humphrey		
D456,250 S		4/2002	Humphrey		
D458,126 S		6/2002	Humphrey		
D466,009 S		11/2002	Humphrey		
6,520,328 B2	*	2/2003	Ortiz	.....	206/352
D473,135 S	*	4/2003	Humphrey	.....	D9/415

\* cited by examiner

*Primary Examiner*—Prabhakar Deshmukh

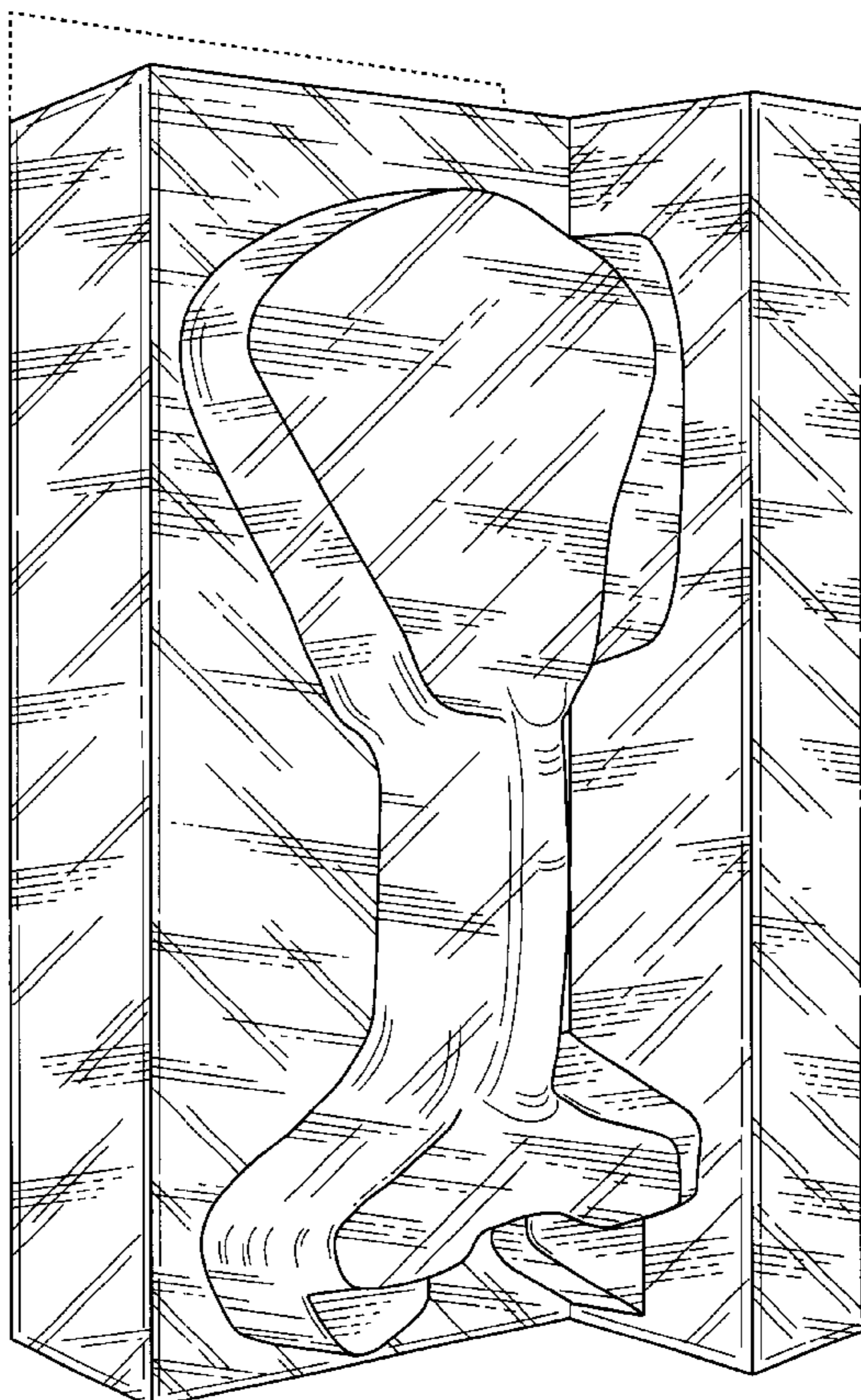
(57) **CLAIM**

The ornamental design for a blade arm package, as shown and described.

**DESCRIPTION**

FIG. 1 is a perspective view thereof; FIG. 2 is a front elevational view thereof; FIG. 3 is a left side view thereof; FIG. 4 is a right side view thereof; FIG. 5 is a top view thereof; and, FIG. 6 is a bottom view thereof. The broken lines are for illustrative purpose only and form no part of the claimed design.

**1 Claim, 6 Drawing Sheets**



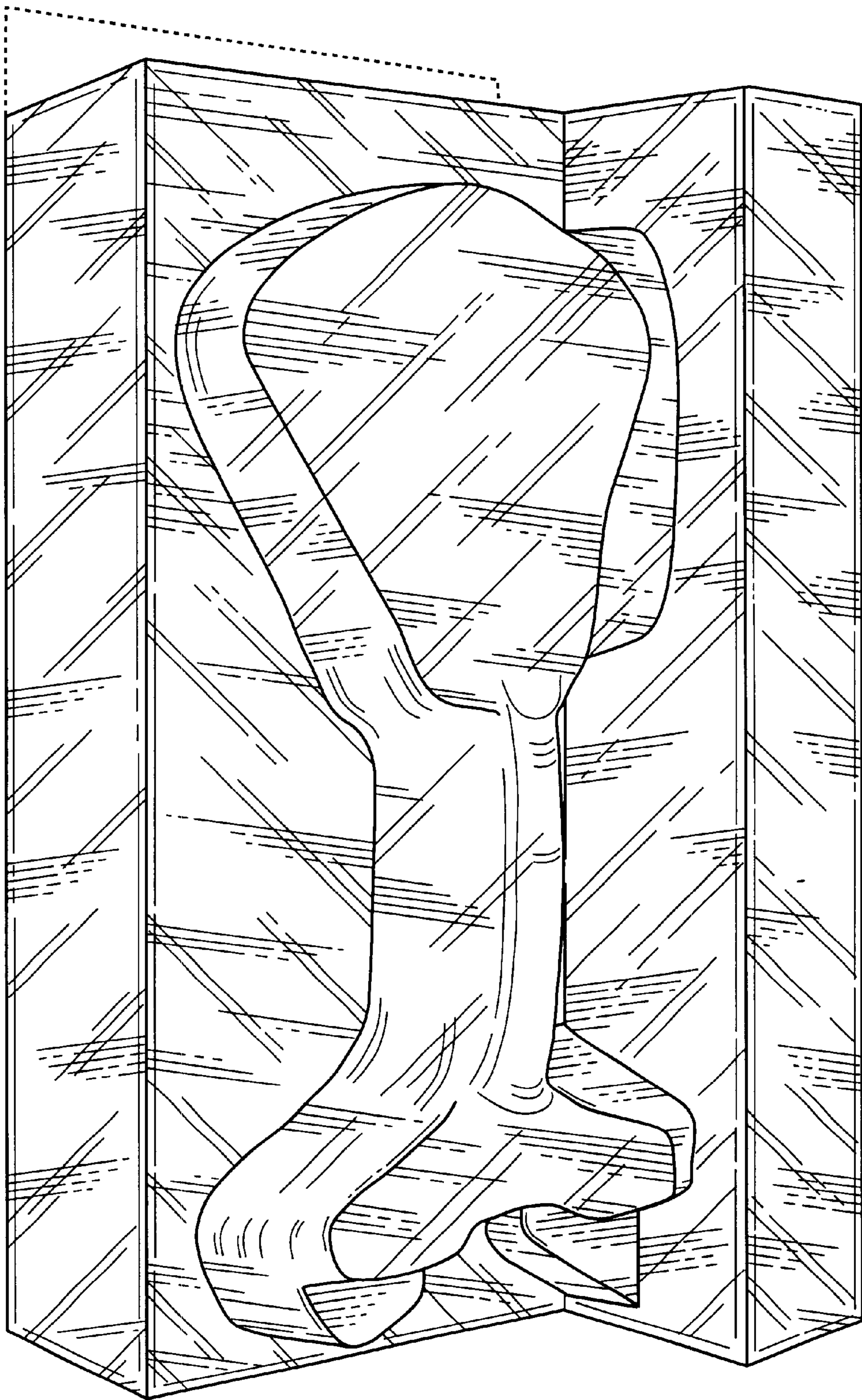


FIG. 1

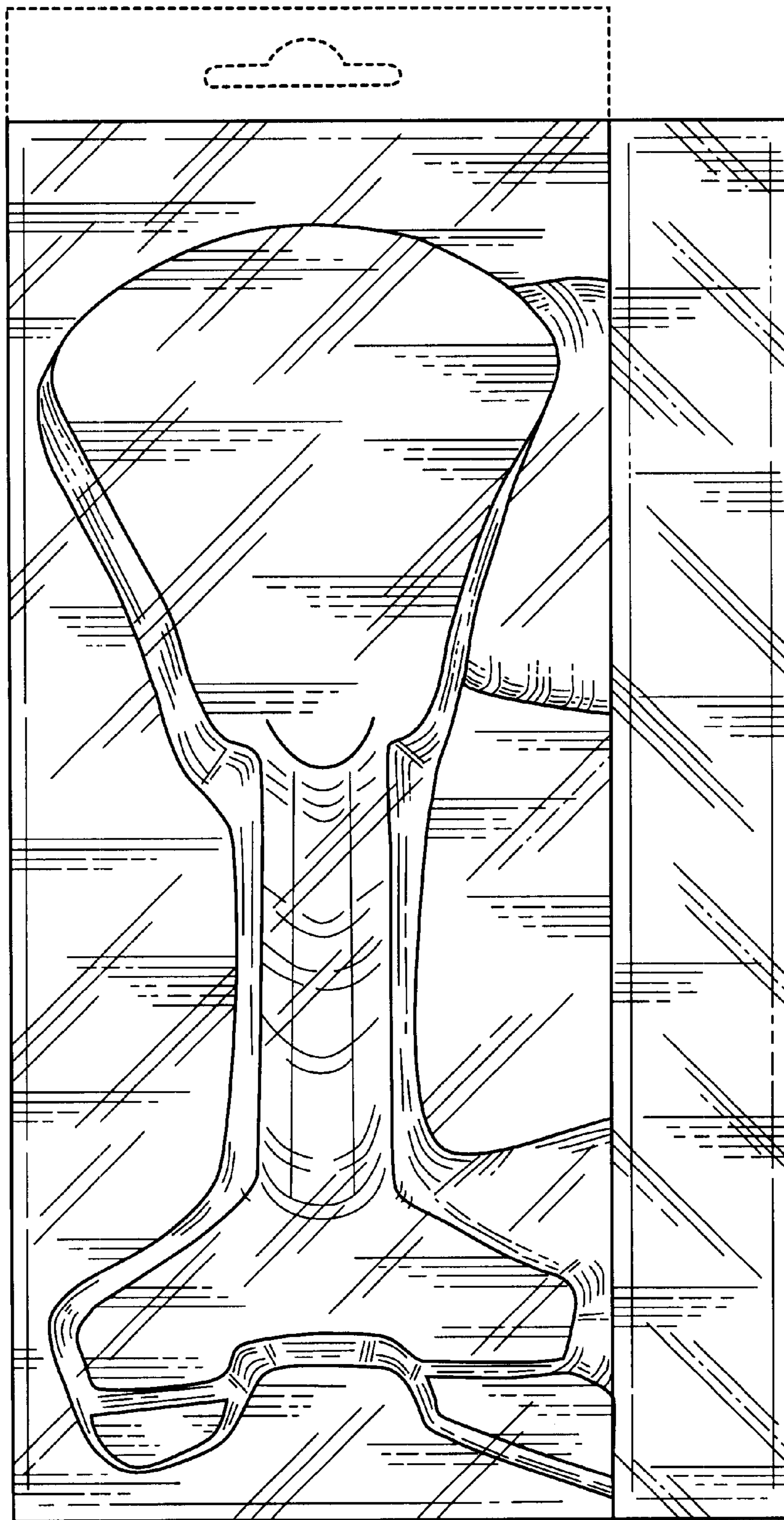


FIG. 2

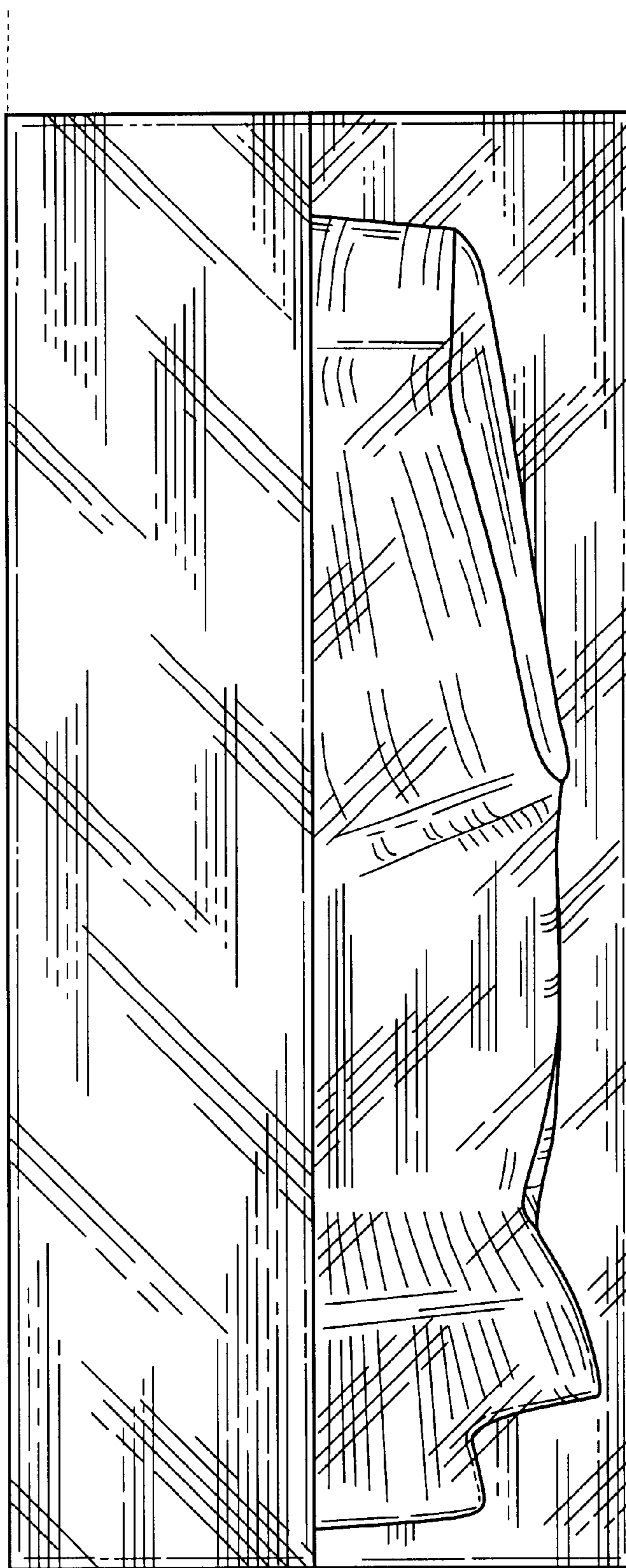


FIG. 3




FIG. 4

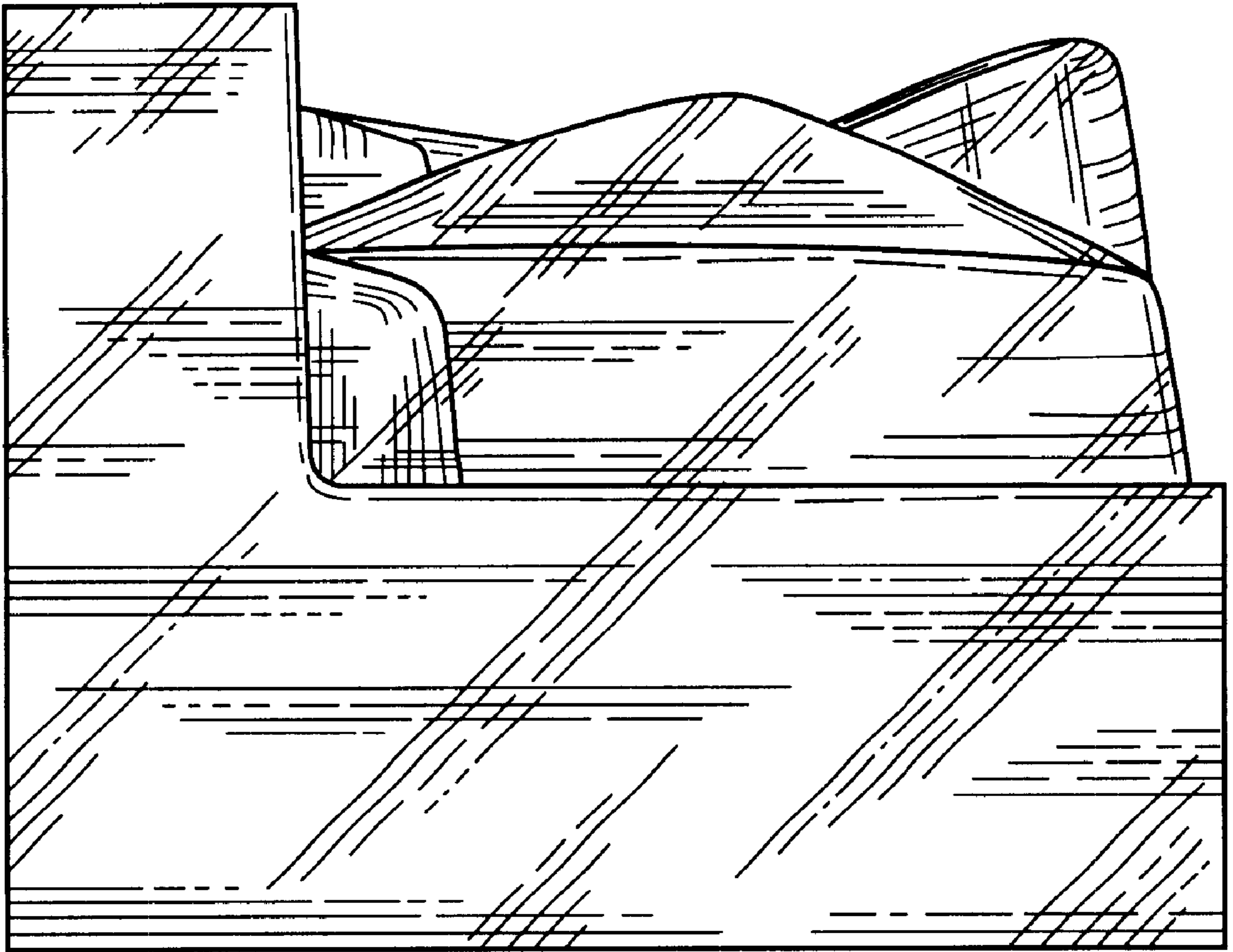


FIG. 5

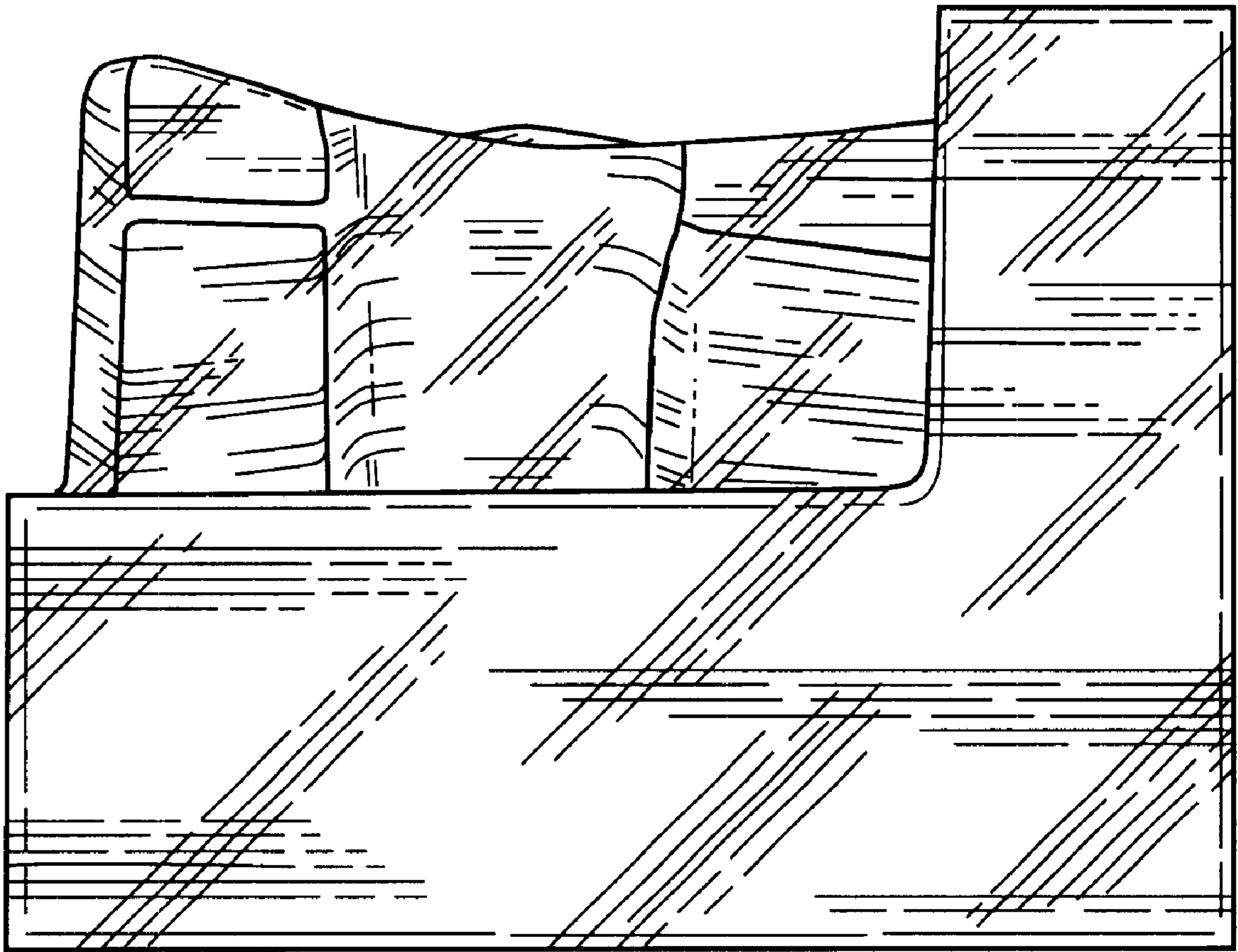


FIG. 6