



US00D481302S

(12) **United States Design Patent**
Whipple et al.

(10) **Patent No.:** **US D481,302 S**

(45) **Date of Patent:** **** Oct. 28, 2003**

(54) **NAIL STRAP**

6,276,644 B1 8/2001 Jennings et al. 248/49

(75) Inventors: **Charles E. Whipple**, Collierville, TN (US); **Richard A. Von Rotz**, Memphis, TN (US)

* cited by examiner

Primary Examiner—Holly Baynham
(74) *Attorney, Agent, or Firm*—Michael L. Hoelter; G. Andrew Barger

(73) Assignee: **Thomas & Betts International, Inc.**, Sparks, NV (US)

(57) **CLAIM**

(**) Term: **14 Years**

The ornamental design for a nail strap, as shown and described.

(21) Appl. No.: **29/167,633**

DESCRIPTION

(22) Filed: **Sep. 18, 2002**

(51) **LOC (7) Cl.** **08-08**

(52) **U.S. Cl.** **D8/388**

(58) **Field of Search** D8/387, 391, 356, D8/396, 388; 411/80.1; 248/71

FIG. 1 is a perspective view of the preferred nail strap design.

FIG. 2 is a front elevation view of the preferred nail strap design.

FIG. 3 is a first side elevation view of the preferred nail strap design.

FIG. 4 is a back elevation view of the preferred nail strap design; and,

FIG. 5 is a bottom plan view of the preferred nail strap design.

The broken line showing of the upper portion of the article is for illustrative purposes only and forms no part of the claimed design.

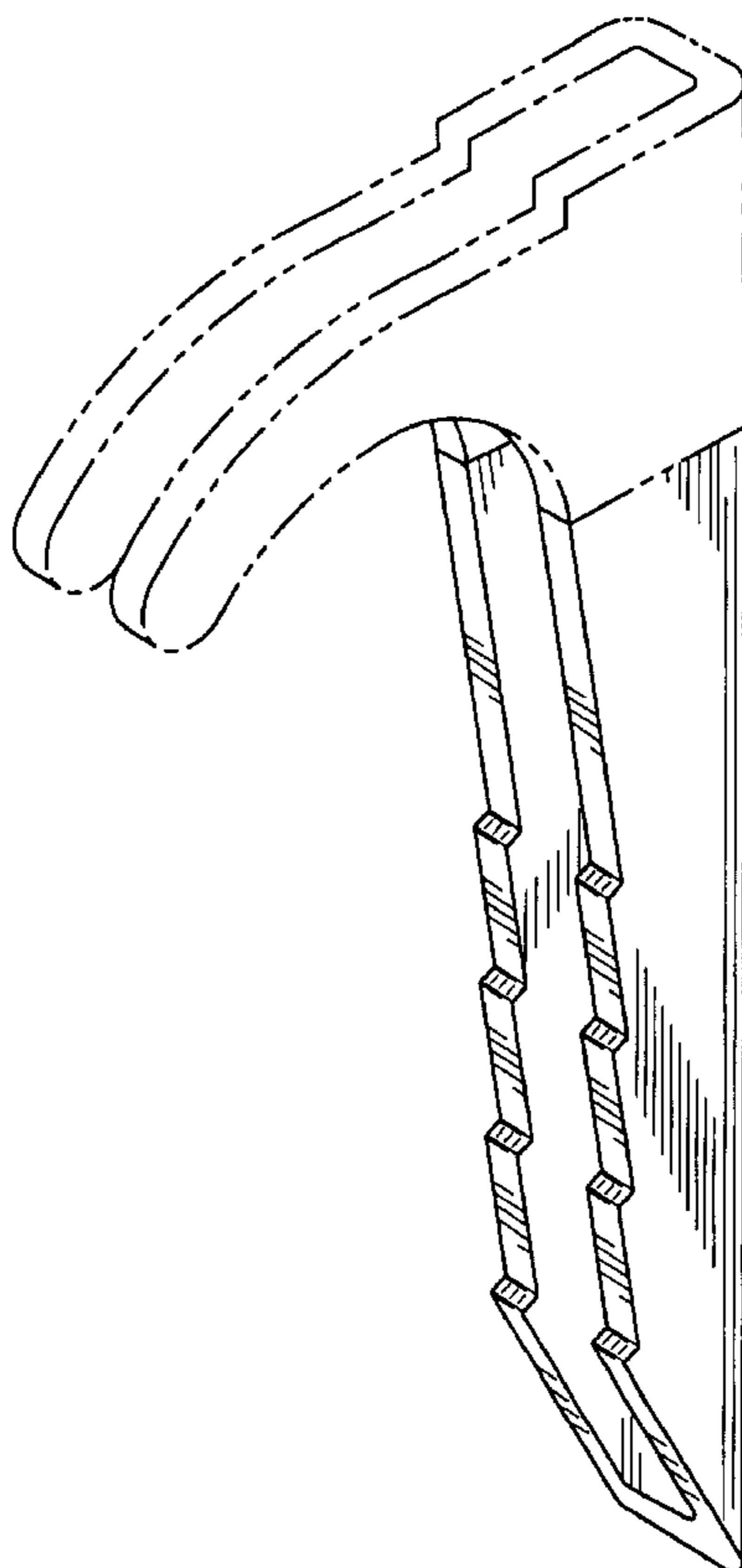
The broken line(s) which define the bounds of the claimed design form no part thereof.

(56) **References Cited**

U.S. PATENT DOCUMENTS

268,613 A	12/1882	Brinkerhoff	
D52,511 S	* 10/1918	Groh	D8/387
D52,773 S	12/1918	Perovich	
2,567,386 A	9/1951	Lind	248/71
2,649,831 A	8/1953	Anstett	
D225,209 S	* 11/1972	Raynor	D8/387
4,260,122 A	4/1981	Fiala	248/71
4,796,848 A	1/1989	Lanz	248/71
5,496,005 A	* 3/1996	Dieringer	248/74.2

1 Claim, 3 Drawing Sheets



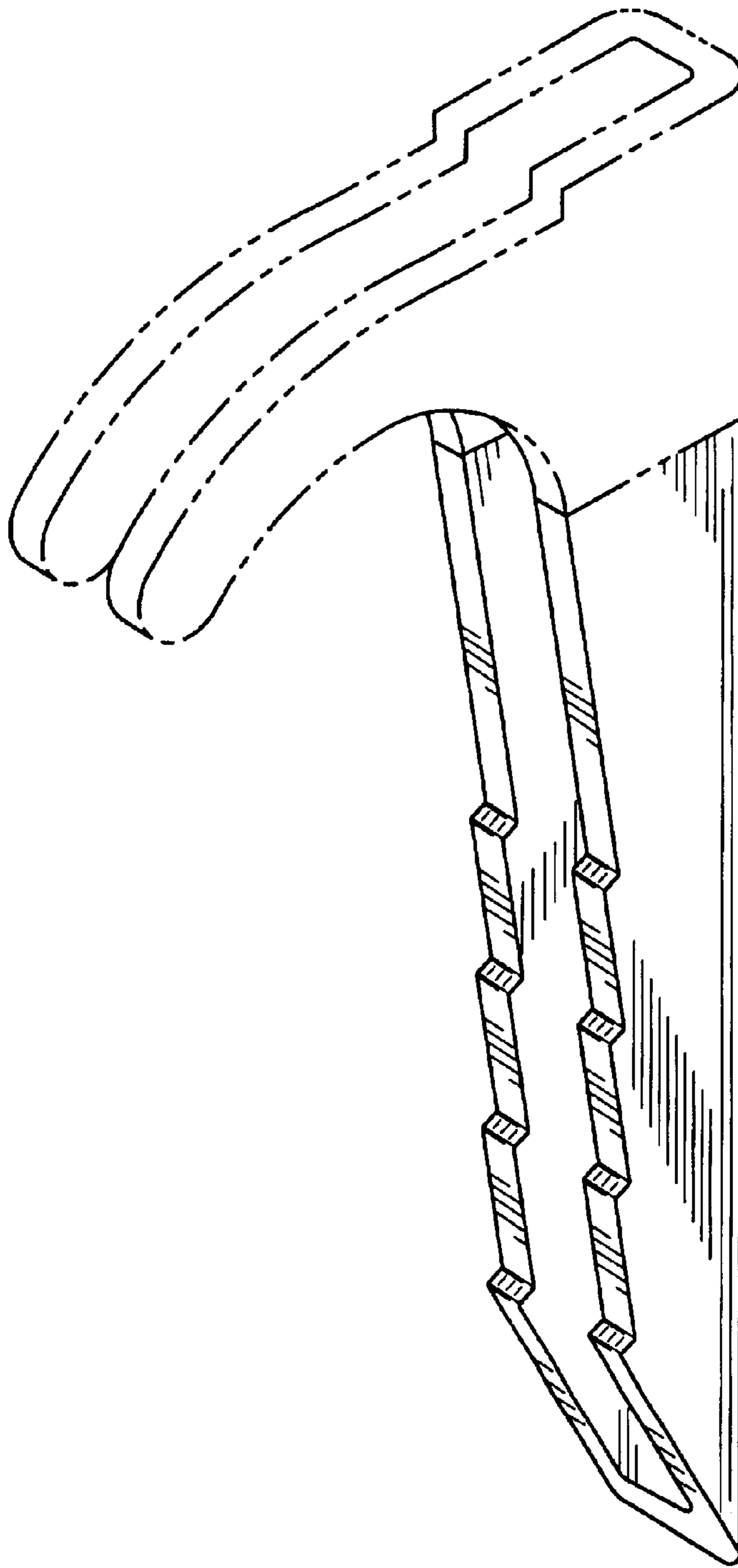


FIG. 1

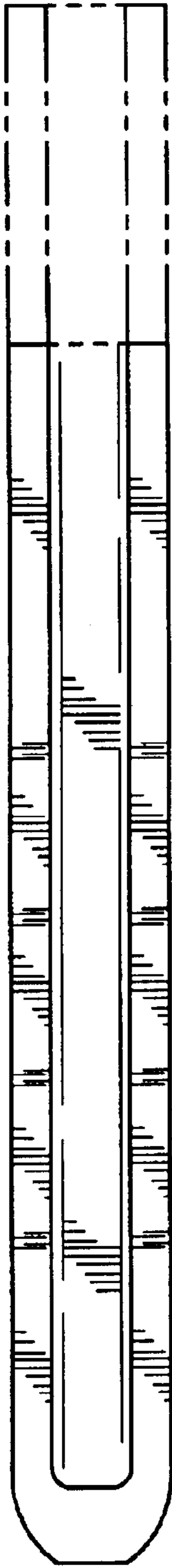


FIG. 2



FIG. 3



FIG. 4




FIG. 5