



US00D481297S

(12) **United States Design Patent**
Read et al.

(10) **Patent No.: US D481,297 S**

(45) **Date of Patent: ** Oct. 28, 2003**

(54) **DRAPERY HARDWARE BRACKET**

(75) Inventors: **Michael D. Read**, Evans, GA (US);
James L. Daniels, Freeport, IL (US);
Levi M. Deaton, Chicago, IL (US);
Roger L. Anderson, McConnell, IL (US)

(73) Assignee: **Newell Window Furnishings**, Sturgis, MI (US)

(**) Term: **14 Years**

(21) Appl. No.: **29/173,272**

(22) Filed: **Dec. 24, 2002**

Related U.S. Application Data

(62) Division of application No. 29/136,288, filed on Jan. 29, 2001, now Pat. No. Des. 471,434.

(51) **LOC (7) Cl.** **08-05**

(52) **U.S. Cl.** **D8/373; D8/387**

(58) **Field of Search** D8/373, 354, 363, D8/381, 367, 387; D6/549; 16/DIG. 37; 248/261-262, 266, 239, 268, 304, 254, 301, 217.4; 160/349.1, 349.2, 108; 411/403, 409, 411, 435, 427, 911, 188, 184, 178, 166, 378

(56) **References Cited**

U.S. PATENT DOCUMENTS

217,009	A	7/1879	Judd	
569,898	A	10/1896	Walton	
798,732	A	9/1905	Kamin	
806,265	A	12/1905	Kesler	
822,722	A	6/1906	Connell et al.	
885,040	A	4/1908	Gregson	
913,495	A	2/1909	Haney	
930,380	A	8/1909	Hudson	
933,831	A	* 9/1909	De Steiger	411/403
1,002,838	A	9/1911	Green	
1,049,073	A	12/1912	Gage et al.	

D43,446	S	1/1913	Warner	
1,073,074	A	9/1913	Jones	
1,134,535	A	4/1915	Holland	
1,304,705	A	5/1919	Powell	
1,342,230	A	6/1920	Ruzicka	
1,480,841	A	1/1924	Simmons	
1,554,845	A	9/1925	Gizzi	
2,206,588	A	7/1940	Tritt	248/301
2,343,947	A	* 3/1944	Auslander	411/435
3,179,367	A	4/1965	Rapata	248/239
3,283,383	A	11/1966	Heath	24/245
4,114,506	A	* 9/1978	Aimar	411/512
4,824,304	A	* 4/1989	Shibayama et al.	411/171
4,852,839	A	8/1989	Winter et al.	248/225.1
D320,805	S	* 10/1991	Sassmannshausen et al.	D17/22
5,372,346	A	12/1994	Upchurch et al.	248/304
D373,623	S	* 9/1996	Mathison	D23/260
5,599,130	A	* 2/1997	Solomon et al.	403/236
D471,434	S	3/2003	Read et al.	D8/373

* cited by examiner

Primary Examiner—Pamela Burgess

(74) *Attorney, Agent, or Firm*—Marshall, Gerstein & Borun LLP


(57) **CLAIM**

The ornamental design for a “drapery hardware bracket”, as shown and described.

DESCRIPTION

FIG. 1 is a front perspective view of a drapery hardware bracket showing our new design;
FIG. 2 is an end elevational view thereof, the opposite end being a mirror image;
FIG. 3 is a top plan view thereof;
FIG. 4 is a bottom plan view thereof;
FIG. 5 is a right side elevational view thereof; and,
FIG. 6 is a left side elevational view thereof.
The broken lines shown are for illustrative purposes only and form no part of the claimed design.

1 Claim, 1 Drawing Sheet



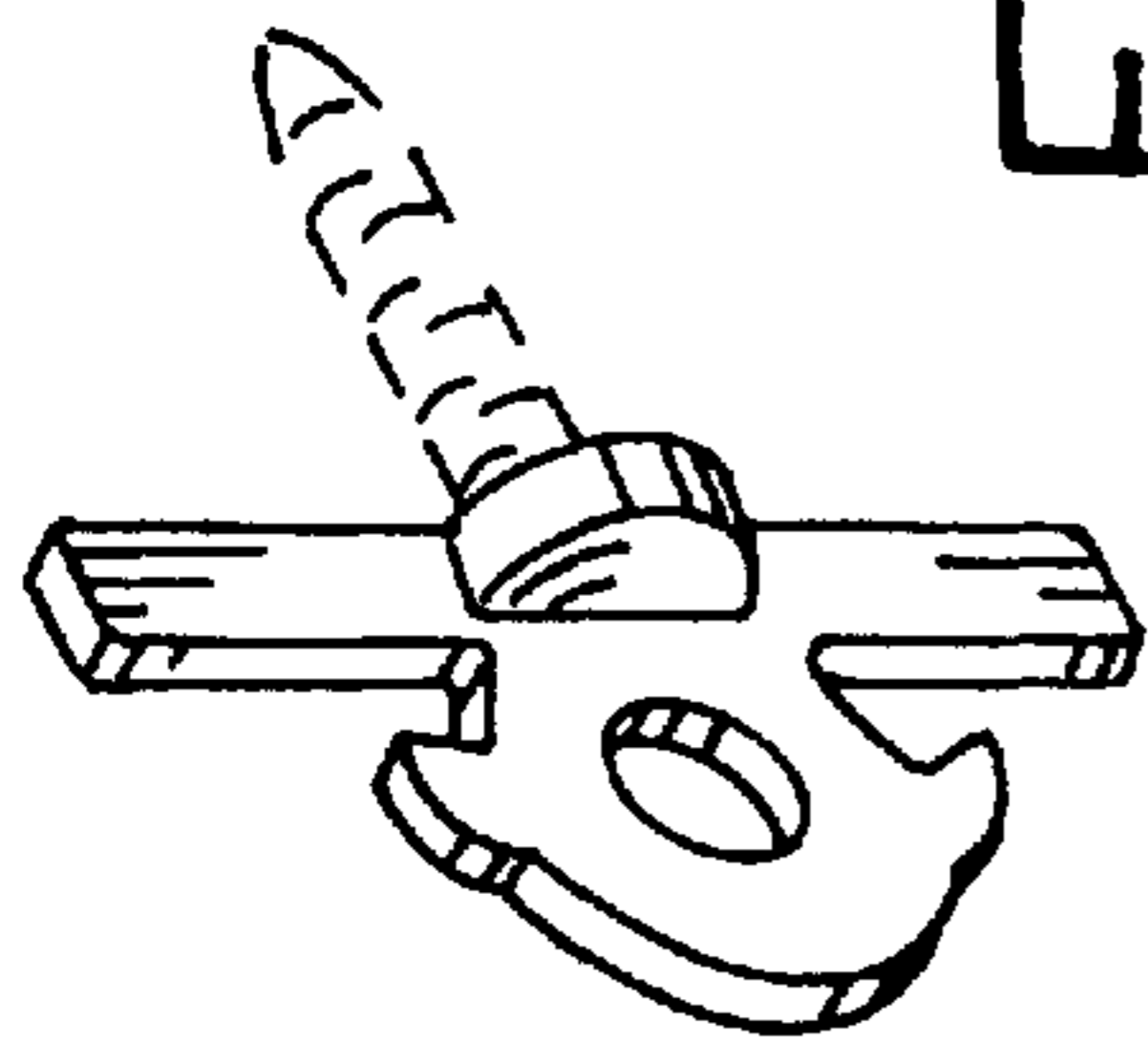


FIG. 1

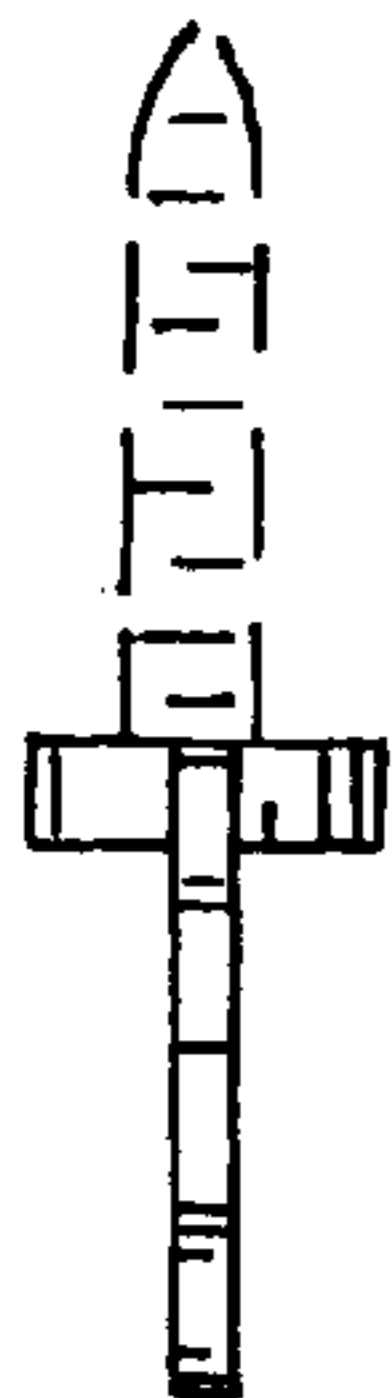


FIG. 2

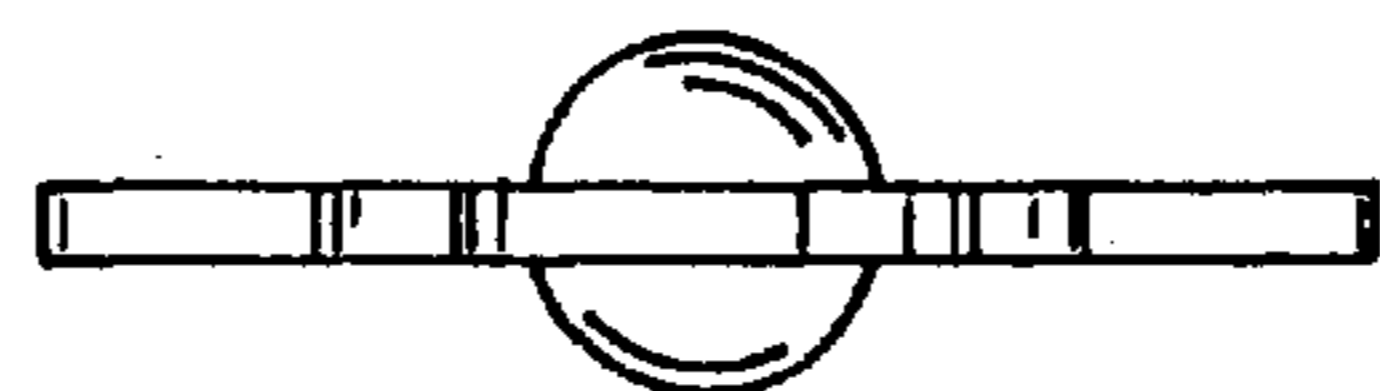


FIG. 3



FIG. 4

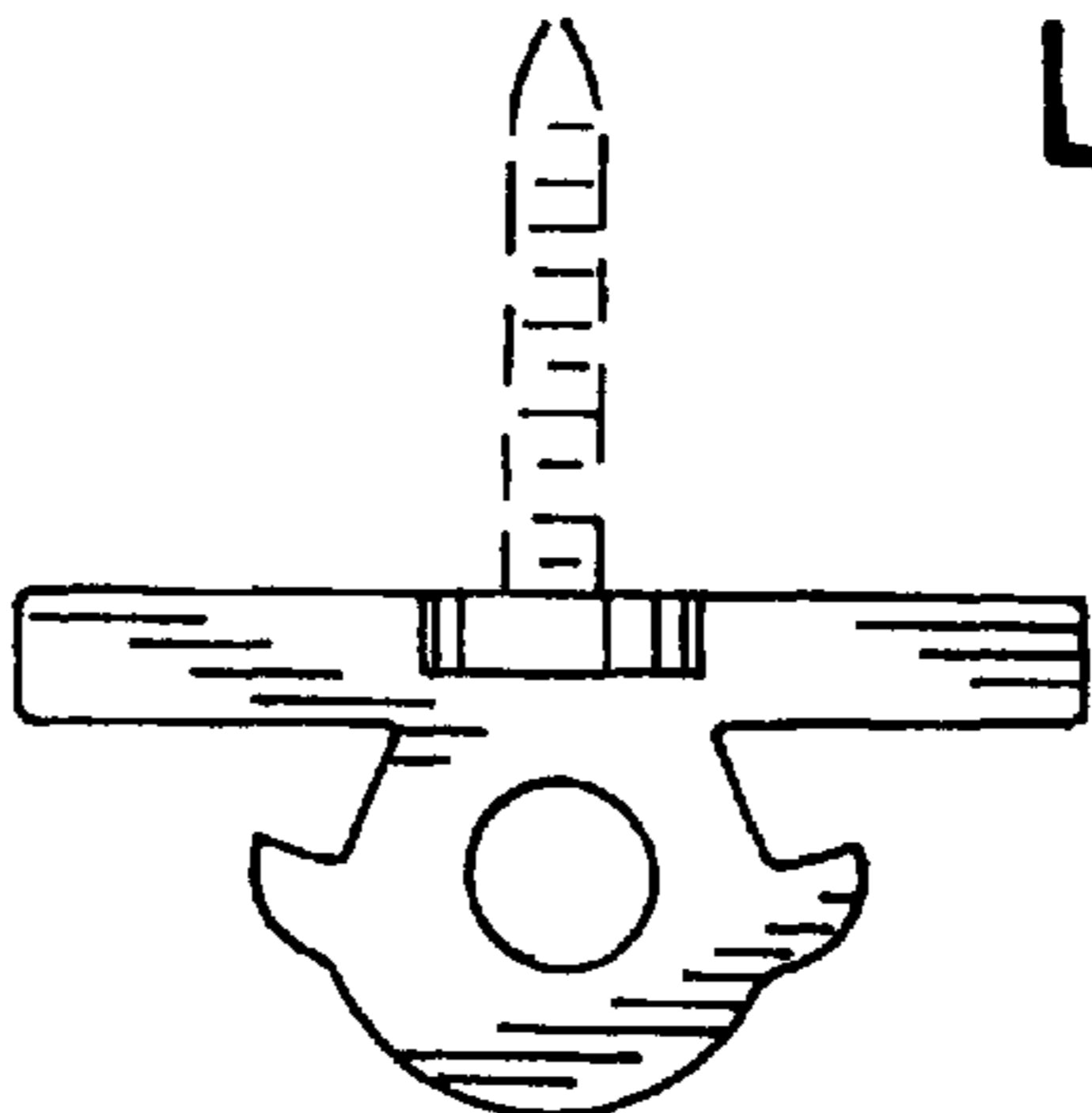


FIG. 5




FIG. 6