



US00D481290S

(12) **United States Design Patent**
Thompson et al.

(10) **Patent No.:** **US D481,290 S**

(45) **Date of Patent:** **** Oct. 28, 2003**

(54) **HANDLE**

D446,706 S * 8/2001 Kalomeris et al. D8/83
D468,182 S * 1/2003 Thompson D8/83

(75) Inventors: **Christopher D. Thompson,**
Milwaukee, WI (US); **David F. Brekke,**
Franksville, WI (US); **Jeffrey H. Hoff,**
Salem, WI (US)

OTHER PUBLICATIONS

Photograph of Snap-on handle.
Two photographs of Bahco handle.

(73) Assignee: **Snap-on Technologies, Inc.,**
Lincolnshire, IL (US)

* cited by examiner

(**) Term: **14 Years**

Primary Examiner—Clare E Heflin
(74) *Attorney, Agent, or Firm*—Seyfarth Shaw

(21) Appl. No.: **29/158,968**

(57) **CLAIM**

(22) Filed: **Apr. 11, 2002**

The ornamental design for the handle, as shown and described.

(51) **LOC (7) Cl.** **08-05**

DESCRIPTION

(52) **U.S. Cl.** **D8/107; D8/25**

(58) **Field of Search** D8/82-87, 107,
D8/21-29, 303; D7/393, 395, 645; 81/436-440,
489, 177.1, 60-63; 16/110.1, 421, 422,
436

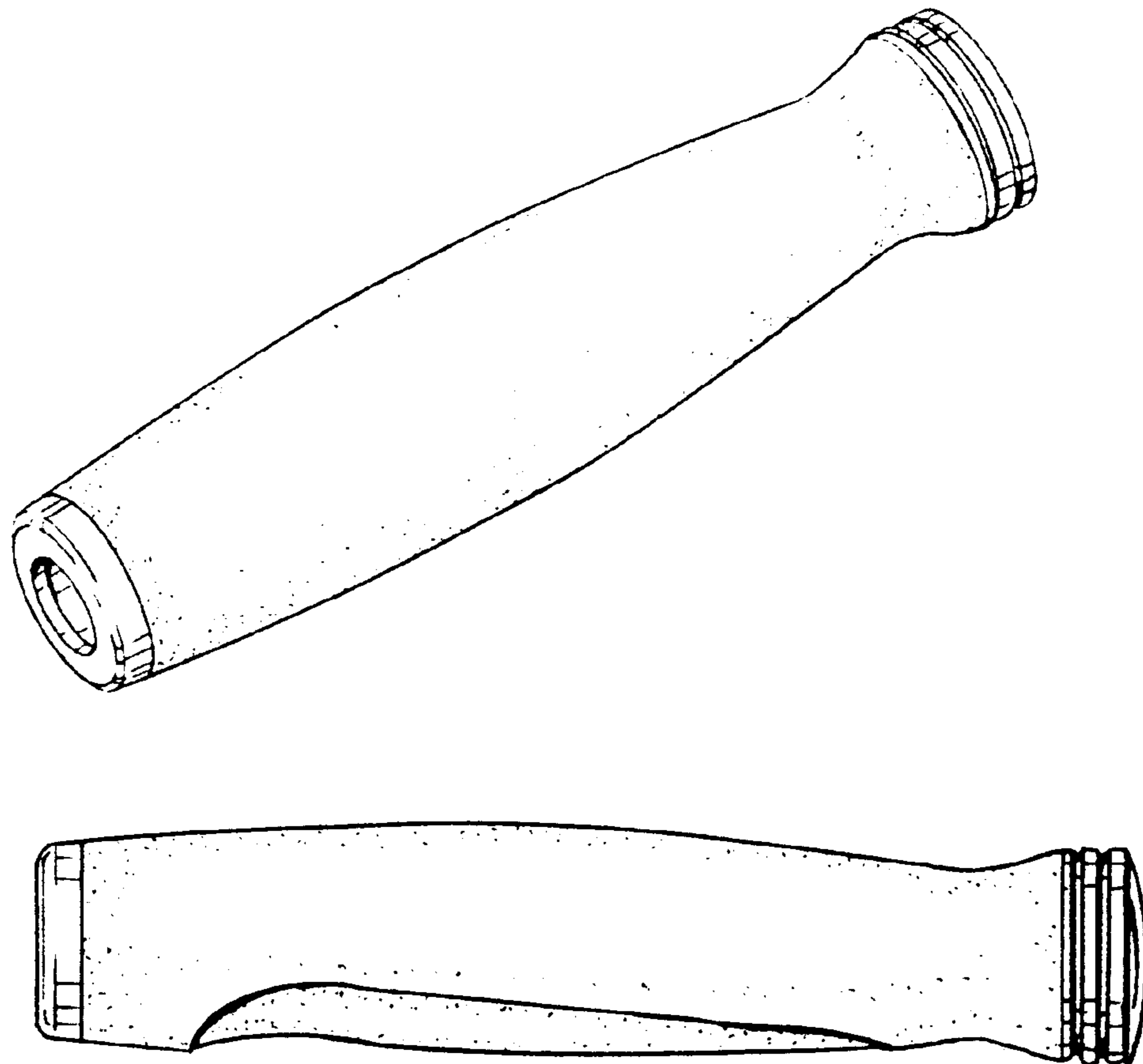
FIG. 1 is a perspective view of the handle showing our new design;
FIG. 2 is a top plan view thereof;
FIG. 3 is a side elevational view of one side thereof, the other side being identical;
FIG. 4 is a bottom plan view thereof;
FIG. 5 is an end elevational view of one end; and,
FIG. 6 is an end elevational view of the other end.

(56) **References Cited**

U.S. PATENT DOCUMENTS

D340,628 S * 10/1993 Chow D3/25
D439,129 S * 3/2001 Chen D8/107

1 Claim, 1 Drawing Sheet



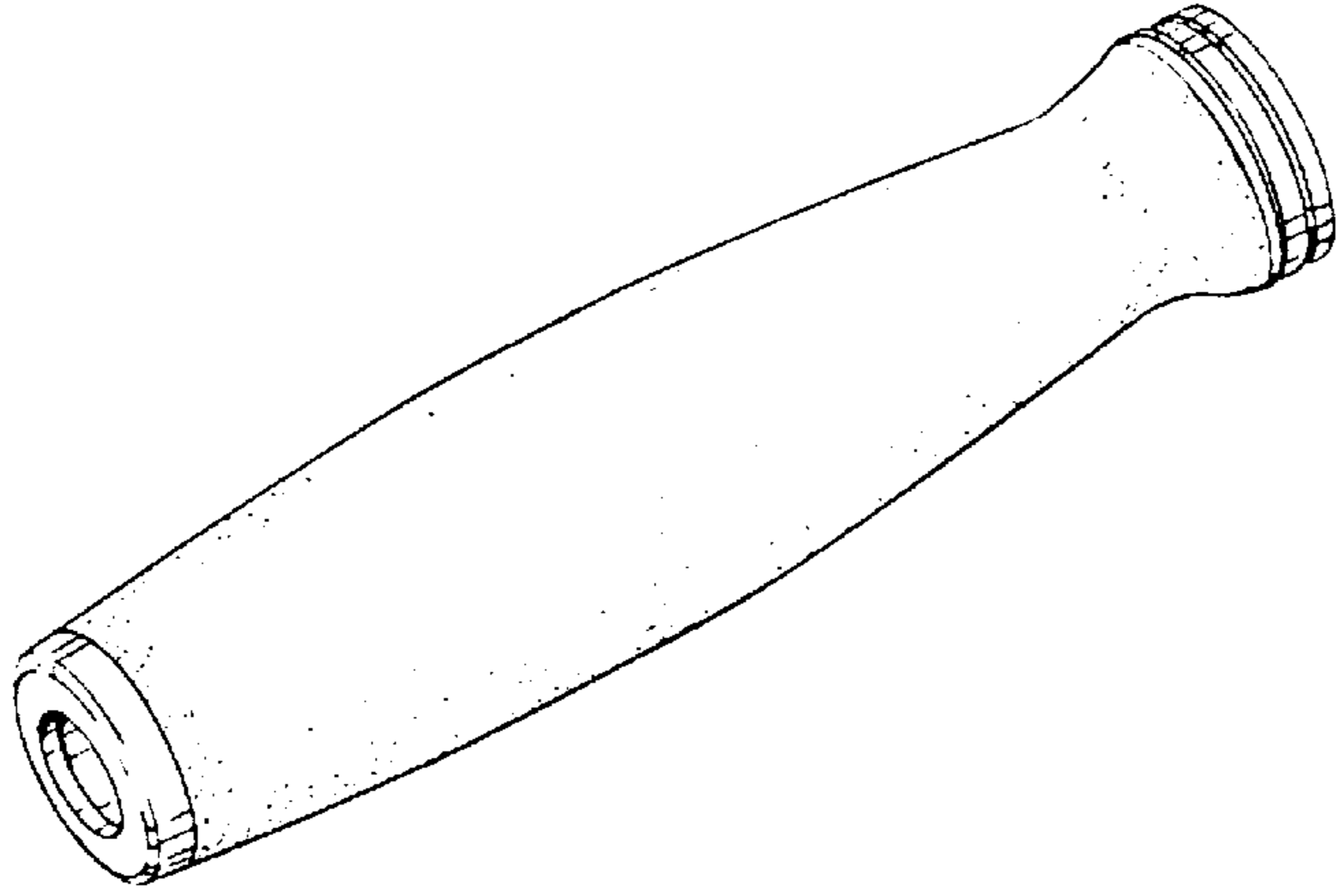


FIG. 1

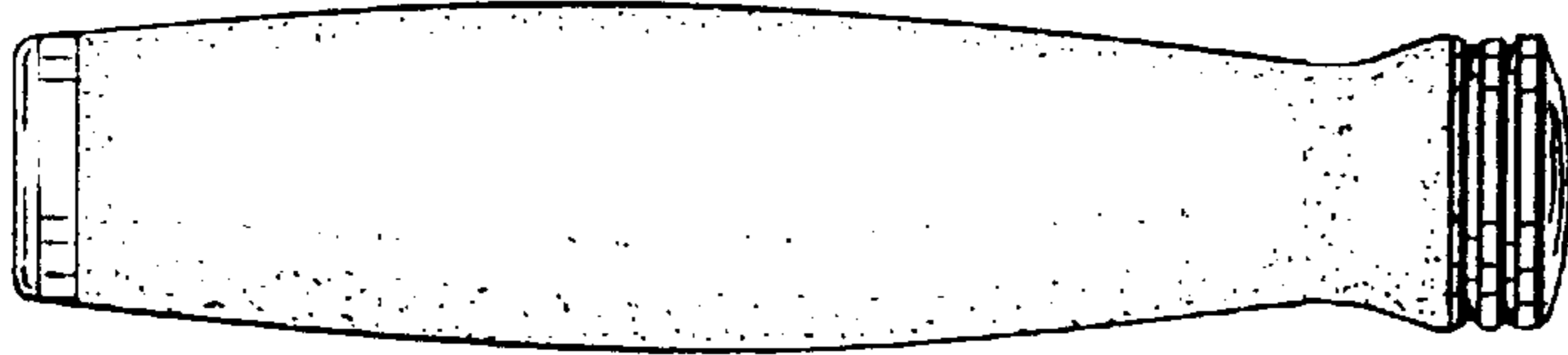


FIG. 2

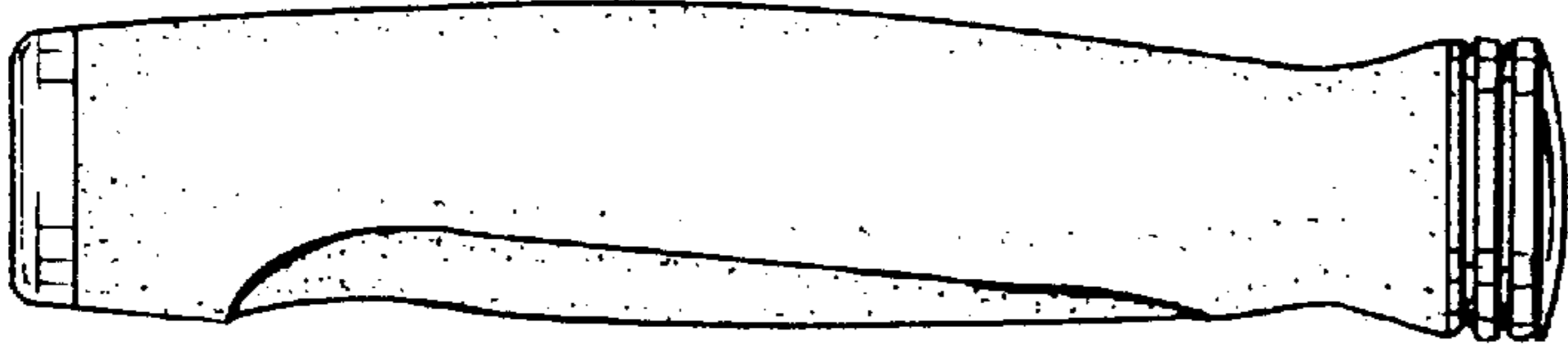


FIG. 3




FIG. 4

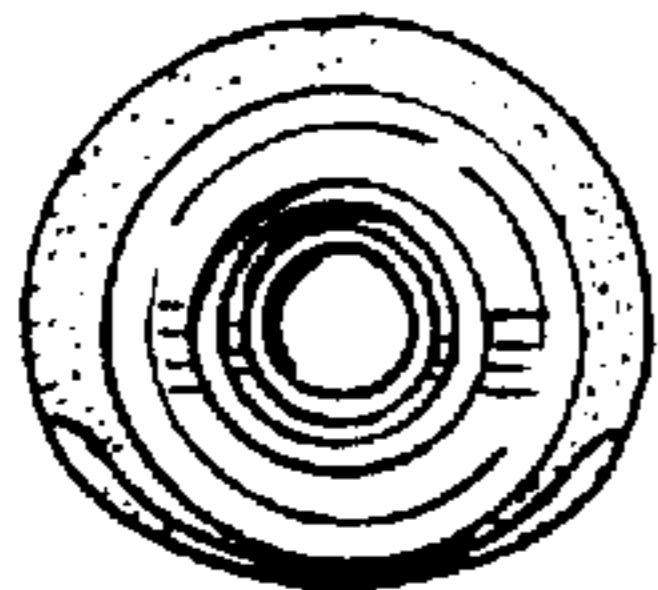


FIG. 5

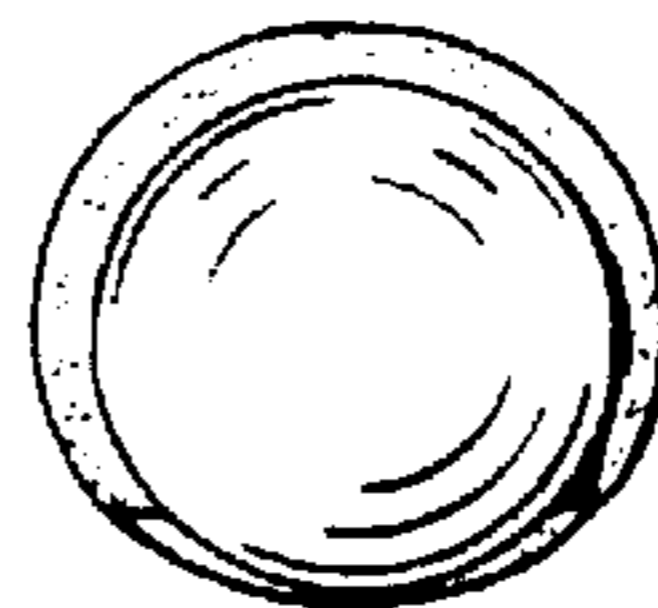


FIG. 6