



US00D481286S

(12) **United States Design Patent**
Ahlgren et al.

(10) **Patent No.:** **US D481,286 S**

(45) **Date of Patent:** **** Oct. 28, 2003**

(54) **CABLE STRIPPING TOOL**

(75) Inventors: **Lars Olov Ahlgren**, Vikmanshyttan
(SE); **Suzanne Månsson**, Hässleholm
(SE)

(73) Assignee: **Pressmaster AB**, Älvdalen (SE)

(**) Term: **14 Years**

(21) Appl. No.: **29/162,544**

(22) Filed: **Jun. 19, 2002**

(30) **Foreign Application Priority Data**

Dec. 19, 2001 (SE) 01-4278

(51) **LOC (7) Cl.** **08-03**

(52) **U.S. Cl.** **D8/98**

(58) **Field of Search** D8/98, 99, 51,
D8/14; 30/90.1, 90.2, 90.3, 91.2; 81/9.4,
9.41, 9.42

(56) **References Cited**

U.S. PATENT DOCUMENTS

- 4,799,406 A * 1/1989 Diaz-De-Guerenu-Aguirrebeitia 81/9.4
- 5,265,339 A * 11/1993 Nilsson 30/91.1
- 5,345,681 A * 9/1994 Undin 30/90.7

- 5,381,601 A * 1/1995 Danter et al. 30/90.1
- 5,398,413 A * 3/1995 Chen 30/90.1
- 5,435,029 A * 7/1995 Carlson et al. 7/107
- 6,058,606 A * 5/2000 Hepworth 30/90.1
- 6,073,349 A * 6/2000 Liversidge 30/90.7
- 6,334,253 B1 * 1/2002 Cheng 30/90.7

OTHER PUBLICATIONS

Techni-Tool Catalog 2002, pp. 194 & 195, Cable strippers.*

* cited by examiner

Primary Examiner—Philip S. Hyder

(74) *Attorney, Agent, or Firm*—Jacobson Holman PLLC

(57) **CLAIM**

The ornamental design for a cable stripping tool, as shown and described.

DESCRIPTION

FIG. 1 is a rear perspective view of a cable stripping tool, showing our new design

FIG. 2 is a front perspective view thereof

FIG. 3 is a bottom perspective view thereof

FIG. 4 is a view of one of the symmetrical sides thereof

FIG. 5 is a top view thereof; and,

FIG. 6 is a bottom view thereof.

1 Claim, 6 Drawing Sheets




FIG. 1




FIG. 2




FIG. 3




FIG. 4



FIG. 5




FIG. 6

