



US00D481262S

(12) **United States Design Patent**
Tisdale et al.

(10) **Patent No.: US D481,262 S**

(45) **Date of Patent: ** *Oct. 28, 2003**

(54) **PLATE**

(75) **Inventors:** **David Tisdale**, South Port, CT (US);
Sheila O'Connell Cooper, Chicago, IL (US);
Susan Gustafson, Naperville, IL (US);
Nancy Fino, Lakewood, IL (US)

(73) **Assignee:** **Columbia Insurance Company**,
Omaha, NE (US)

(*) **Notice:** This patent is subject to a terminal disclaimer.

(**) **Term:** **14 Years**

(21) **Appl. No.:** **29/163,573**

(22) **Filed:** **Jul. 8, 2002**

(51) **LOC (7) Cl.** **07-01**

(52) **U.S. Cl.** **D7/586**

(58) **Field of Search** D7/500, 550.1,
D7/587, 554.3, 558, 359, 432, 586, 584,
543, 361, 552.1, 396.1, 545; D11/155-156;
206/511, 564, 557; 220/555, 23.2, 505,
574; 99/422; D9/342, 425

(56)

References Cited

U.S. PATENT DOCUMENTS

184,814 A	*	11/1876	Adam	220/574
1,607,864 A	*	11/1926	Butler	220/574
2,050,206 A	*	8/1936	Chaplin	220/574
3,792,809 A	*	2/1974	Schneider et al.	229/406
D264,792 S	*	6/1982	Conti	D7/584
D288,396 S	*	2/1987	Ritman	D7/586

* cited by examiner

Primary Examiner—Charles A. Rademaker

(74) *Attorney, Agent, or Firm*—Neal, Gerber & Eisenberg

(57)

CLAIM

The ornamental design for a plate, as shown and described.

DESCRIPTION

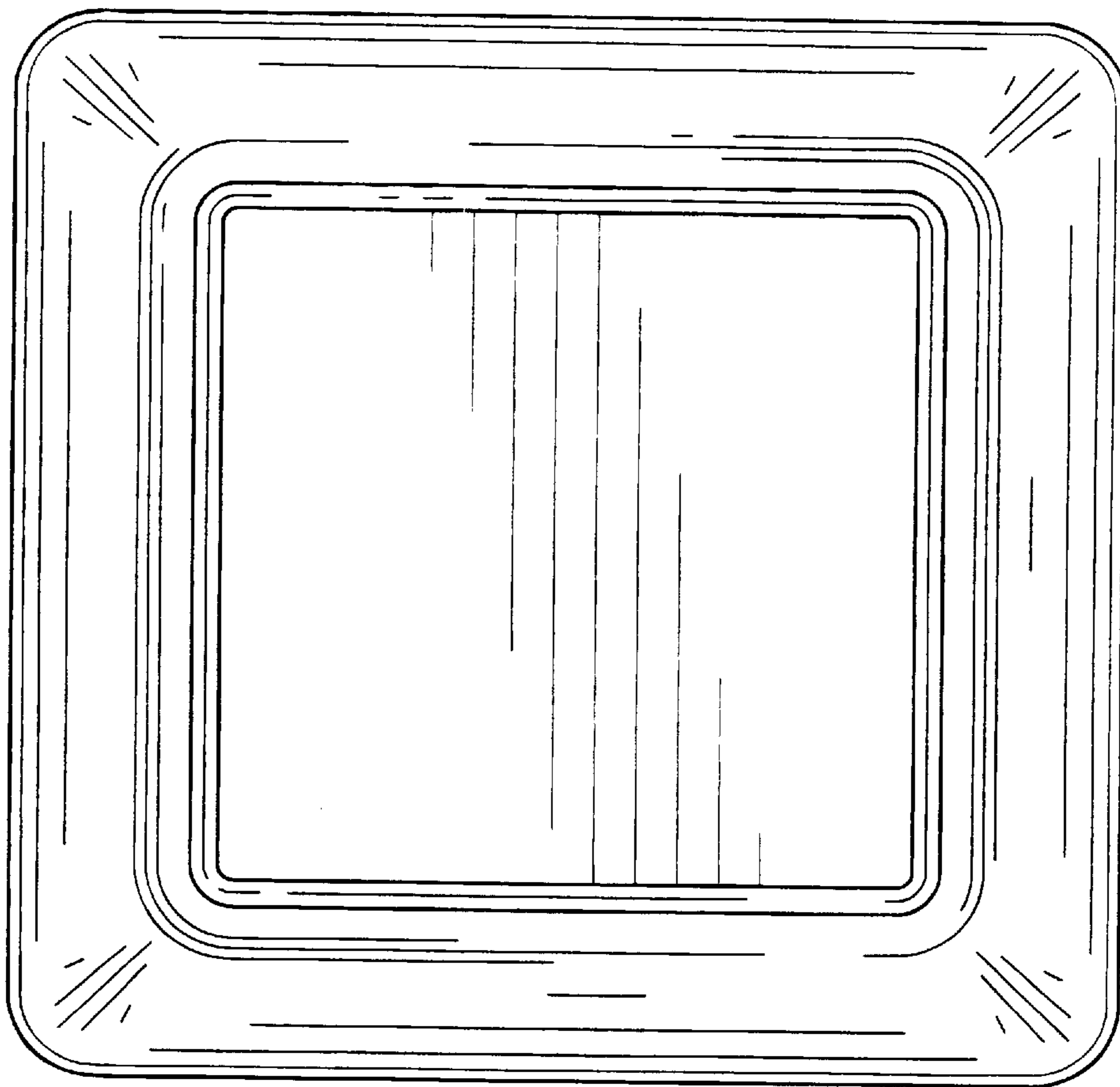
FIG. 1 is a top plan view of a plate embodying the inventive aspects of the present invention;

FIG. 2 is a bottom plan view of the plate shown in FIG. 1;

FIG. 3 is a front elevational view of the plate shown in FIG. 1, the rear elevational view being identical; and,

FIG. 4 is a perspective view of the plate shown in FIG. 1.

1 Claim, 3 Drawing Sheets






FIG. 1

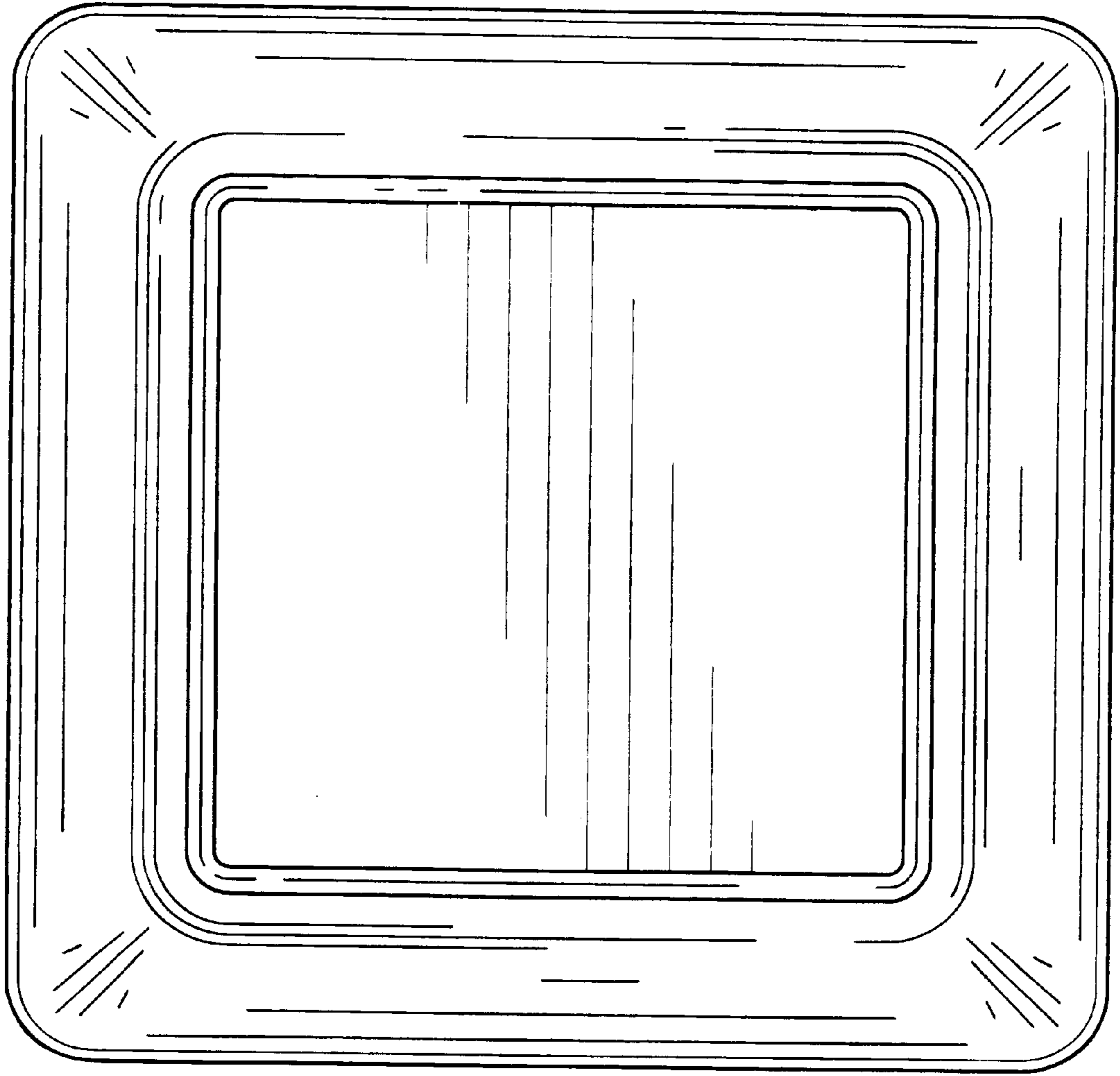


FIG. 2




FIG. 3




FIG. 4