



US00D481261S

(12) **United States Design Patent**
Queensberry et al.

(10) **Patent No.: US D481,261 S**
(45) **Date of Patent: ** Oct. 28, 2003**

- (54) **PLATE**
- (75) Inventors: **David Queensberry**, London (GB);
Martin Hunt, Essex (GB); **John Horler**, Crest Enfield (GB)
- (73) Assignee: **Tablewerks, Inc.**, Oyster Bay, NY (US)
- (**) Term: **14 Years**
- (21) Appl. No.: **29/163,133**
- (22) Filed: **Jun. 26, 2002**

Related U.S. Application Data

- (62) Division of application No. 29/135,058, filed on Jan. 4, 2001, now Pat. No. Des. 463,955.
- (51) **LOC (7) Cl.** **07-01**
- (52) **U.S. Cl.** **D7/565; D7/584; D7/554.2**
- (58) **Field of Search** **D7/545, 550.1, D7/553.6, 554.2-560, 562, 565-584; 220/574, 575**

(56) **References Cited**

U.S. PATENT DOCUMENTS

299,266 A	5/1884	Richardson	
781,709 A	2/1905	Benson	
44,774 A	10/1913	Sinclair	
1,251,549 A	* 1/1918	McDonald et al.	220/659
D81,514 S	* 7/1930	Weiss	D7/584
87,981 A	10/1932	Schnepf	
88,102 A	10/1932	McCartney	
D95,246 S	* 4/1935	Guild	D7/565
D95,867 S	* 6/1935	Sebring	D7/584
D101,983 S	* 11/1936	Duncan, 3rd. et al.	D7/565
2,178,274 A	* 10/1939	Ratner	220/606 X
D117,858 S	* 11/1939	Thorley	D7/545
D124,884 S	* 1/1941	Wickerham	D7/584
D137,118 S	* 1/1944	Kleinberg	D7/565
144,152 A	3/1946	Bach	
2,533,853 A	* 12/1950	Tinder	220/574
2,795,942 A	* 6/1957	Harris	220/574
181,345 A	11/1957	Dreitzer	

207,732 A	5/1967	Benes	
D227,137 S	* 6/1973	Dolby	D7/584
245,218 A	8/1977	Jensen	
D251,347 S	* 3/1979	Andersen	D7/584
D251,348 S	* 3/1979	Andersen	D7/584
288,048 A	3/1987	Unger	
288,051 A	3/1987	Unger	
312,941 A	12/1990	Zivin	
316,211 A	4/1991	Durand	
D327,394 S	* 6/1992	Scherer	D7/584
5,158,202 A	10/1992	Kosonen et al.	
345,893 A	4/1994	Jaworski	
D349,019 S	* 7/1994	Stinson	D7/698
5,432,452 A	7/1995	Fiorina et al.	
D373,050 S	* 8/1996	Brewer et al.	D7/505
D409,447 S	* 5/1999	Henry	D7/542
D423,291 S	* 4/2000	Reimer	D7/573
D442,019 S	* 5/2001	Wyche	D7/354
D445,304 S	* 7/2001	Littlejohn et al.	D7/586
D445,632 S	* 7/2001	Bradley	D7/360

OTHER PUBLICATIONS

Susannah Walker, Creativity and Industry, 1992.
2 pages from the book entitled World Ceramics, Robert J. Charleston, 1968.

* cited by examiner

Primary Examiner—M. N. Pandozzi
(74) *Attorney, Agent, or Firm*—Ostrolenk, Faber, Gerb & Soffen, LLP

(57) **CLAIM**

The ornamental design for a plate, as shown and described.

DESCRIPTION

FIG. 1 is a side elevational view of a Plate showing our new design;
FIG. 2 is a bottom plan view thereof;
FIG. 3 is top perspective view thereof;
FIG. 4 is a top plan view thereof.
In FIGS. 3 and 4, the broken lines denote that the top part of the plate forms no part of the claimed design.

1 Claim, 2 Drawing Sheets

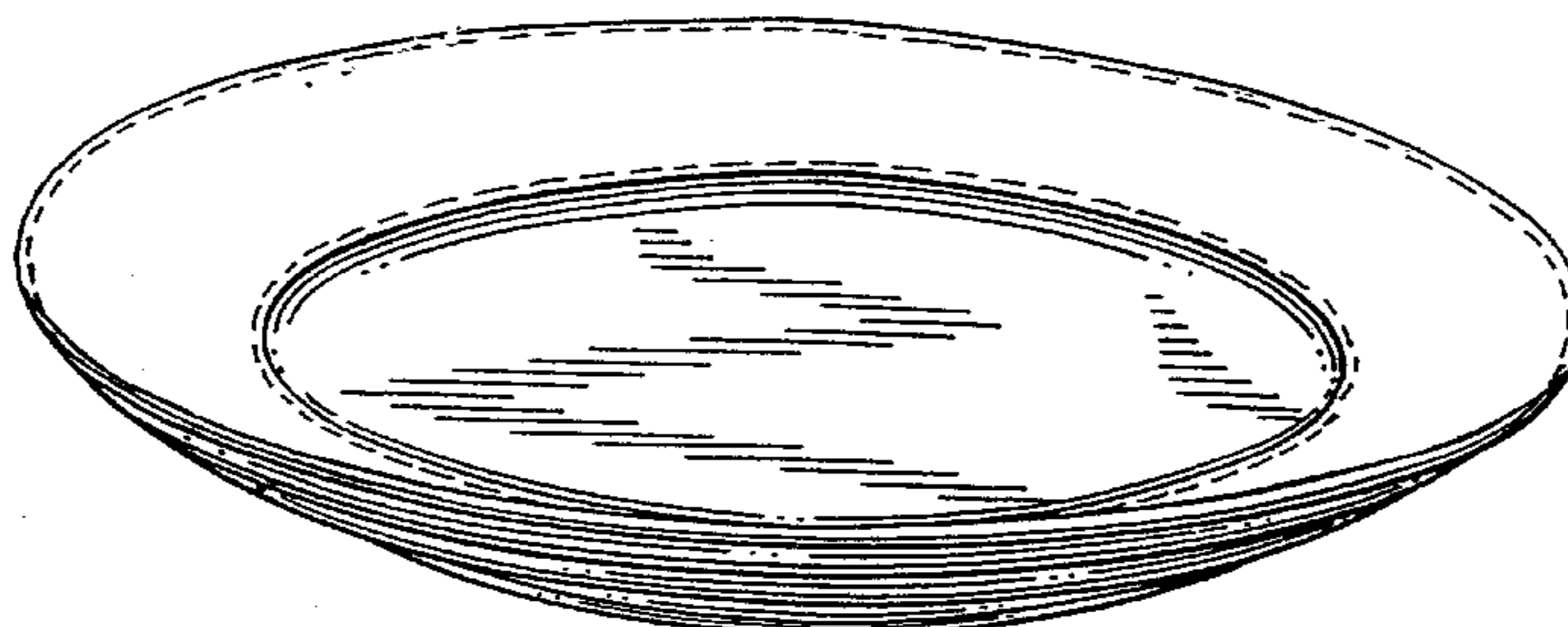



FIG. 1


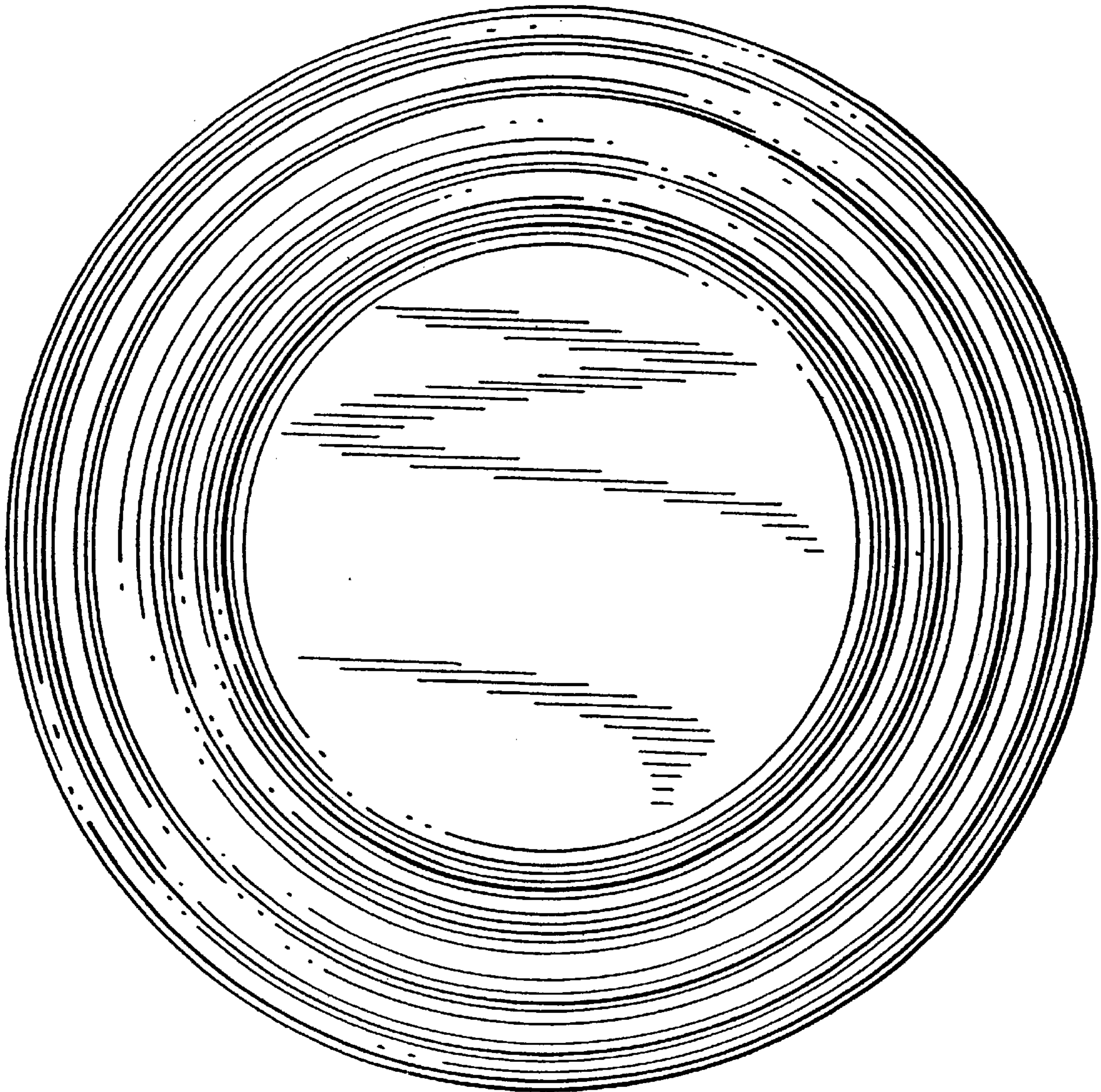


FIG. 2



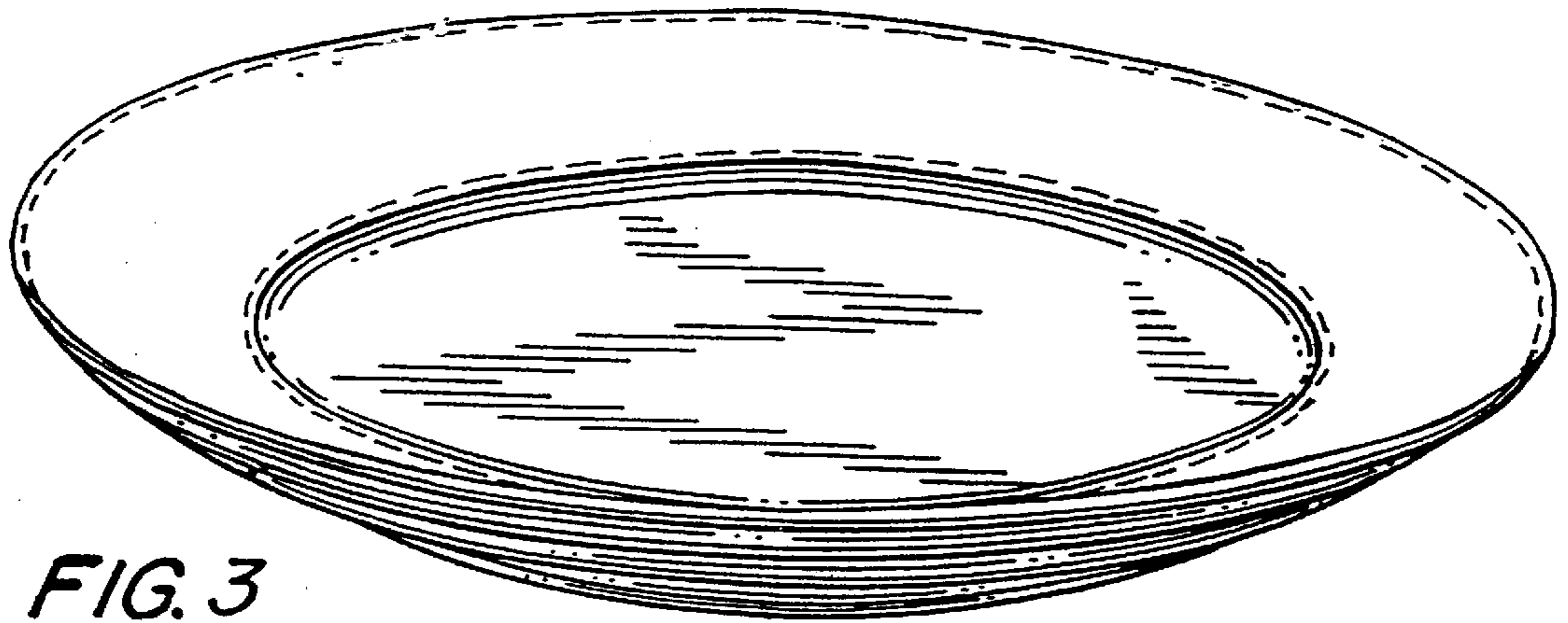


FIG. 3

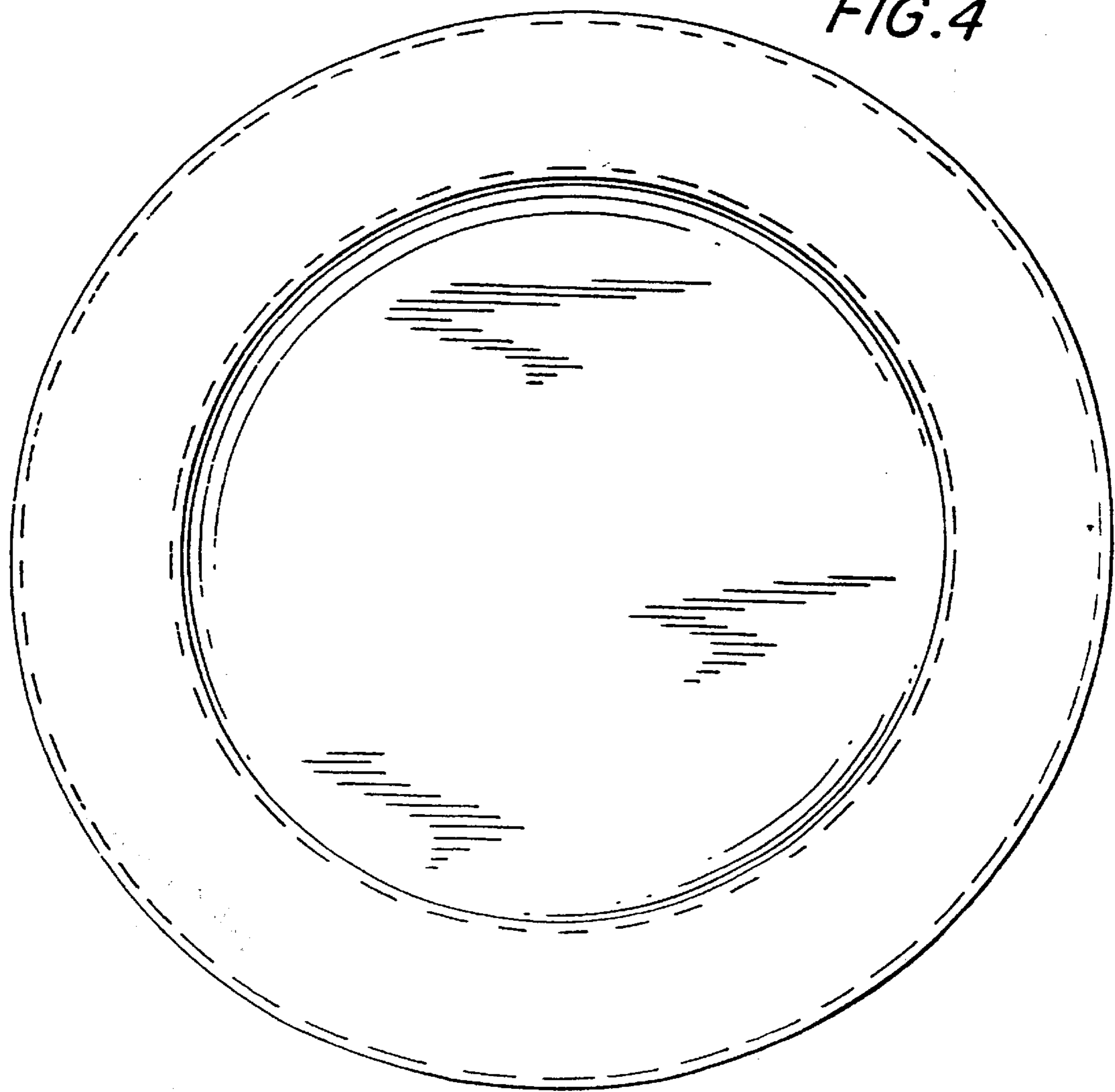


FIG. 4