



US00D481256S

(12) **United States Design Patent**  
**Bossler**

(10) **Patent No.:** **US D481,256 S**  
(45) **Date of Patent:** **\*\* Oct. 28, 2003**

(54) **FOUR-LEGGED BARBEQUE GRILL WITH HIGH DOME LID**

(75) Inventor: **Martin C. Bossler**, Clemmons, NC (US)

(73) Assignee: **CPD Associates, Inc.**, Winston-Salem, NC (US)

(\*\*) Term: **14 Years**

(21) Appl. No.: **29/173,183**

(22) Filed: **Dec. 23, 2002**

(51) **LOC (7) Cl.** ..... **07-02**

(52) **U.S. Cl.** ..... **D7/337**

(58) **Field of Search** ..... D7/332-337, 402-404; 126/25 R, 25 A, 25 AA, 41 R, 29-30, 9 R, 9 A, 9 B, 8; 99/419, 421 R

(56) **References Cited**

**U.S. PATENT DOCUMENTS**

2,299,995 A	10/1942	Kraemer	
2,517,320 A	8/1950	Johnston	
2,641,243 A	6/1953	Goss	
3,025,848 A	3/1962	Malgesini	
3,330,266 A	7/1967	Stephen	
D219,413 S	12/1970	Glaser et al.	
4,463,746 A *	8/1984	Knuth et al.	126/25 R
D284,929 S *	8/1986	Schlosser et al.	D7/332
D295,135 S *	4/1988	Ogden	D7/334
4,966,126 A	10/1990	Wu	
5,111,802 A *	5/1992	Lin	126/25 R
5,159,917 A	11/1992	Archer et al.	

D337,238 S	7/1993	Chuan	
D337,478 S	7/1993	Chuan	
5,299,553 A	4/1994	Giebel et al.	
D376,510 S *	12/1996	Ting	D7/332
5,645,041 A	7/1997	Yu	
5,720,272 A	2/1998	Chiang	
D412,086 S	7/1999	Bossler	
D420,546 S *	2/2000	Pai	D7/332
D427,840 S *	7/2000	Pai	D7/332
D463,707 S *	10/2002	Bossler	D7/332
D463,708 S *	10/2002	Bossler	D7/334

**OTHER PUBLICATIONS**

1 sheet bearing a photograph of a 14½" Kettle BBQ offered for sale by Uniflame, Inc., 1999.

1 sheet bearing a photograph of Model PC1406 Kettle BBQ offered for sale by Uniflame, Inc., Sep. 2000.

\* cited by examiner

*Primary Examiner*—Ruth McInroy

(74) *Attorney, Agent, or Firm*—Greer, Burns & Crain, Ltd.

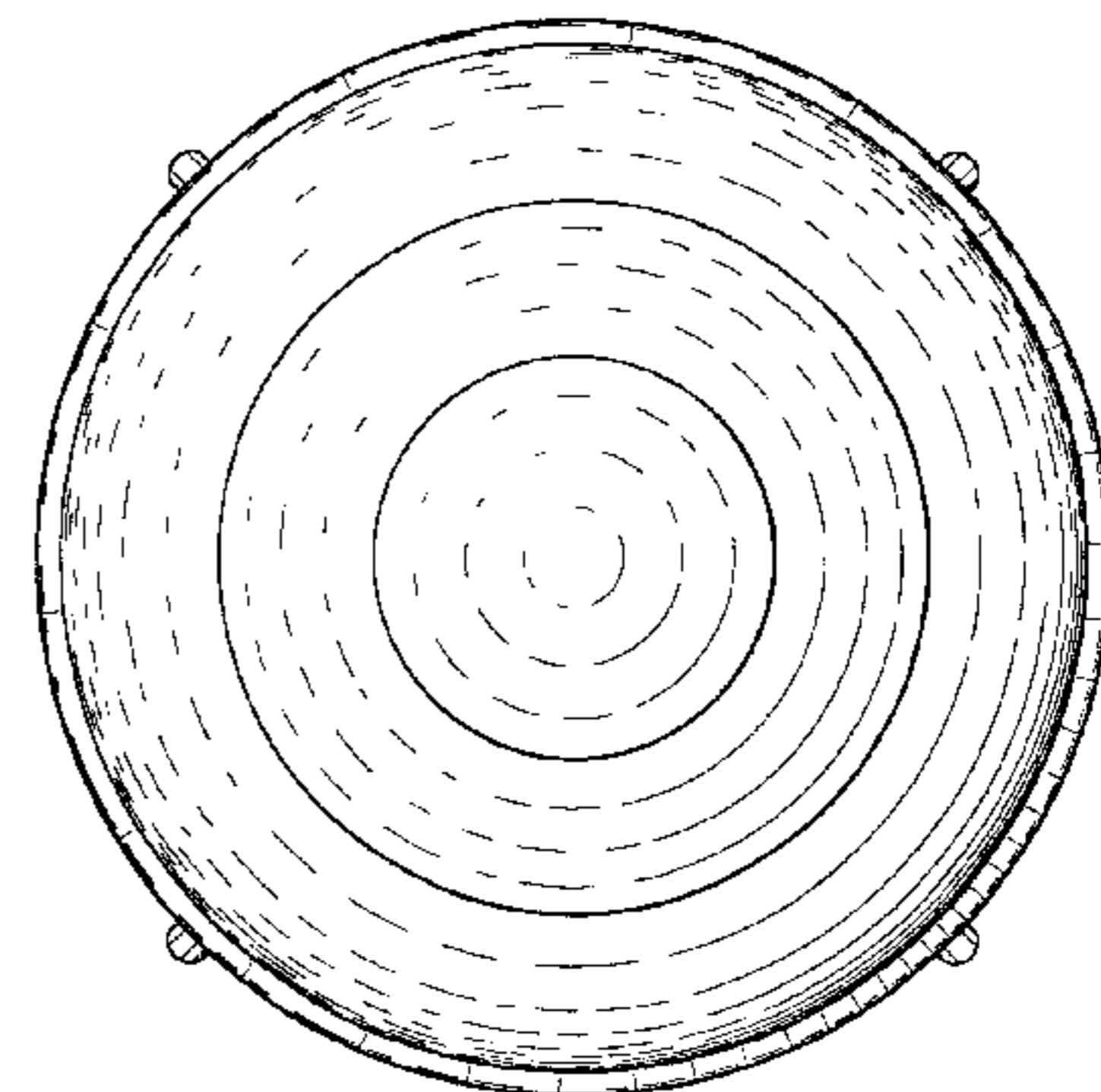

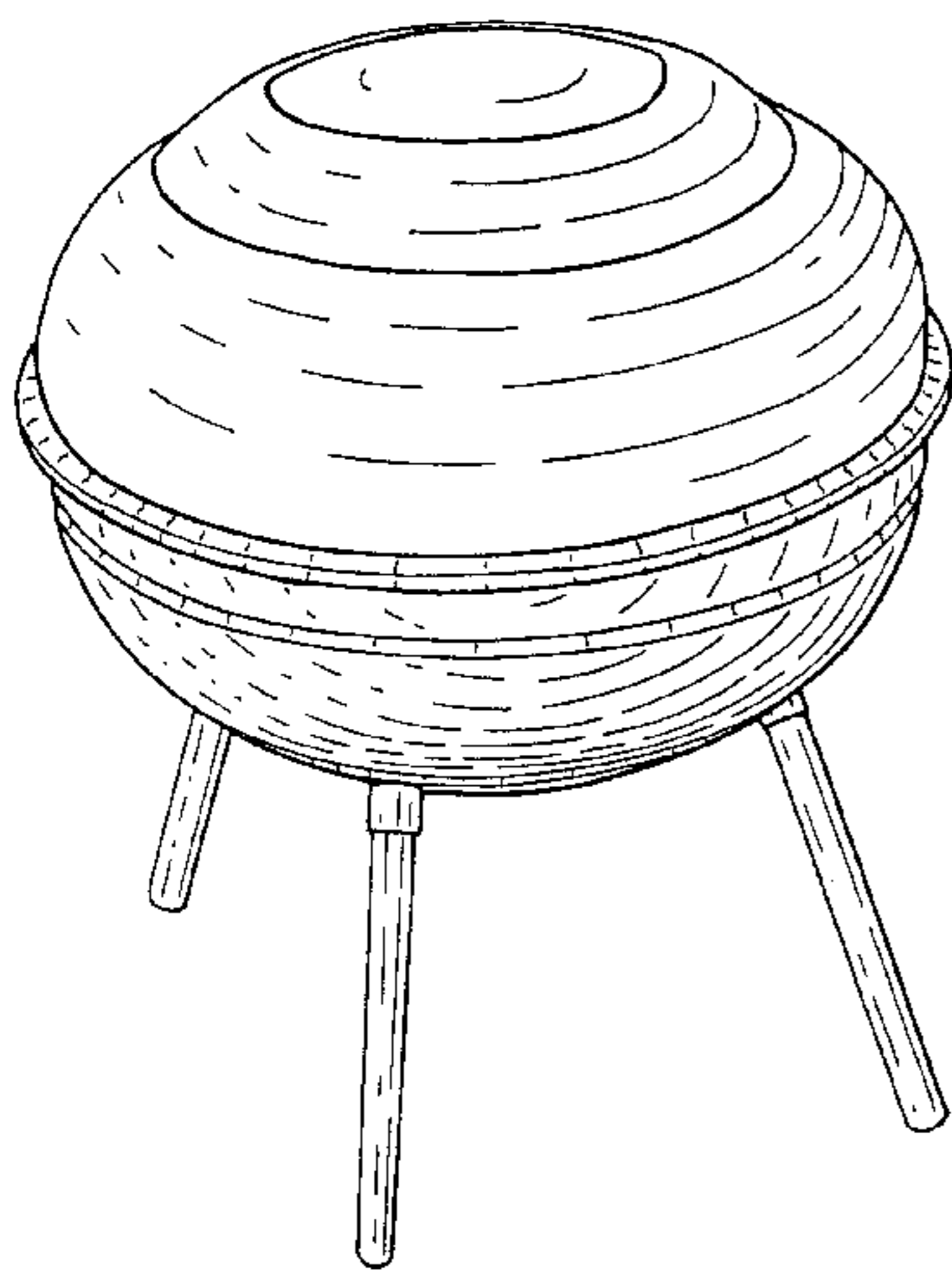
(57) **CLAIM**

The ornamental design for a four-legged barbecue grill with high dome lid, as shown and described.

**DESCRIPTION**

FIG. 1 is a perspective view of my new four-legged barbecue grill with a high dome lid showing my new design; FIG. 2 is a side view thereof; FIG. 3 is a top view thereof; and, FIG. 4 is a bottom view thereof.

**1 Claim, 1 Drawing Sheet**



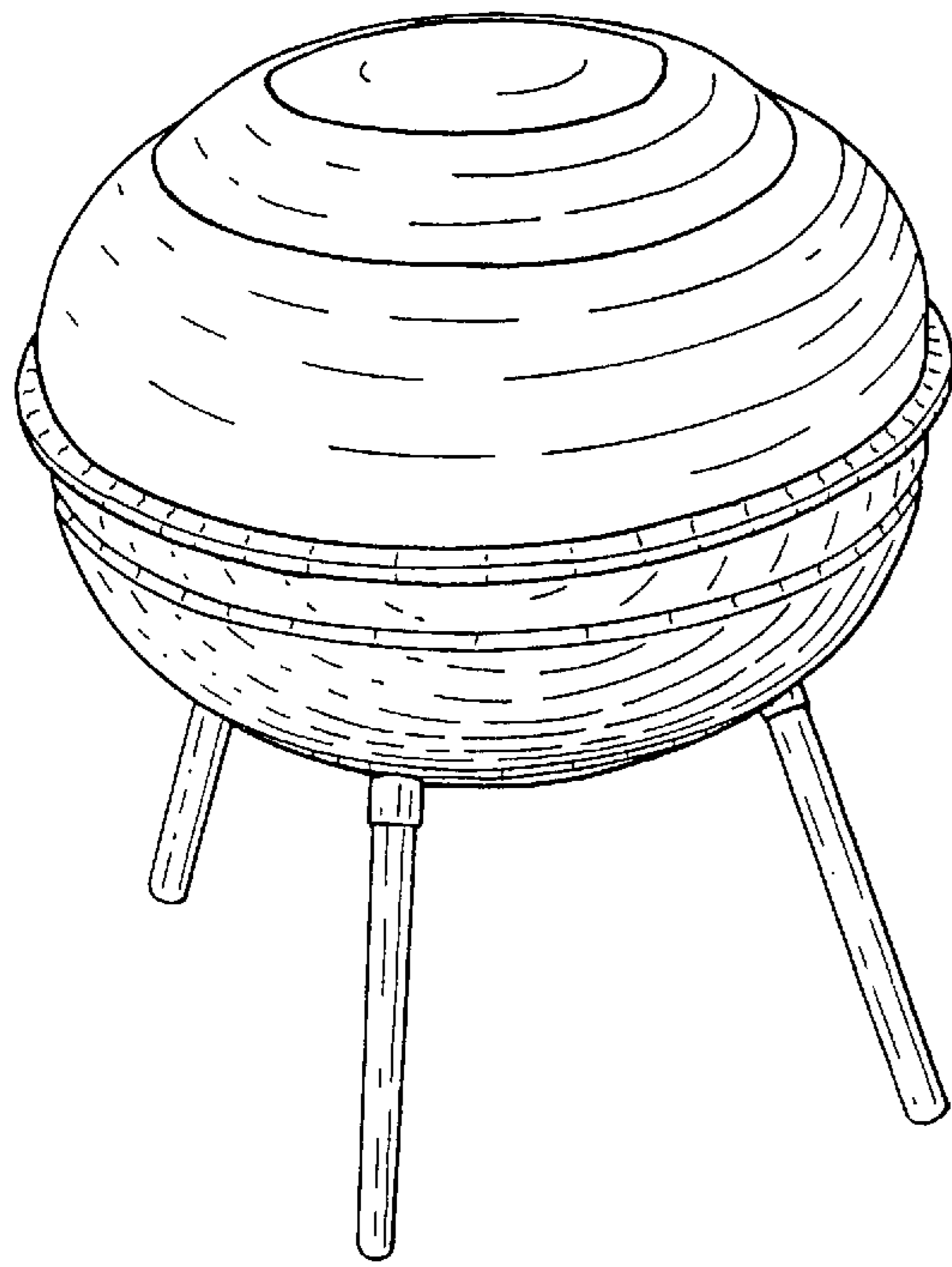


Fig.1




Fig.2

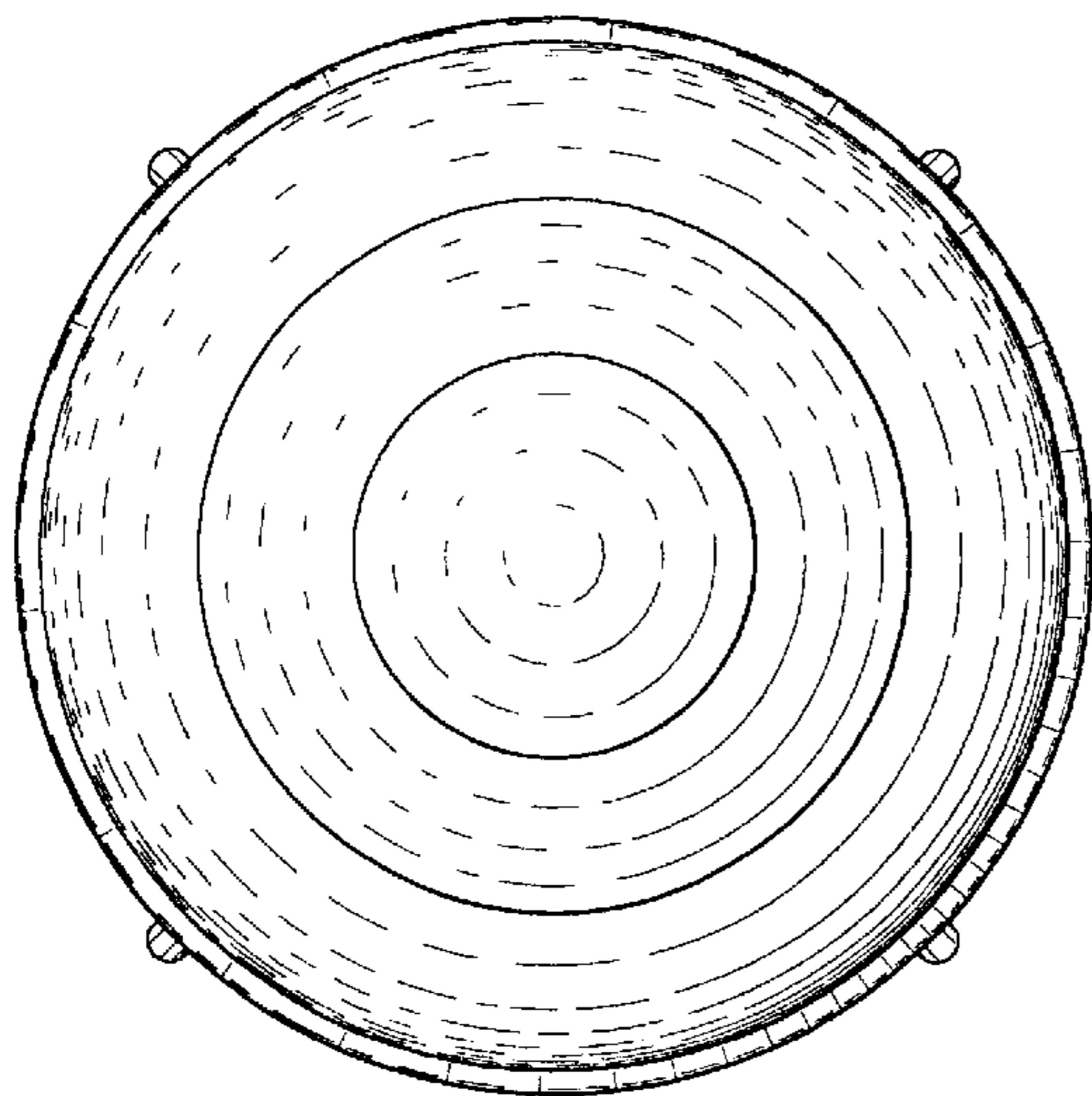


Fig.3

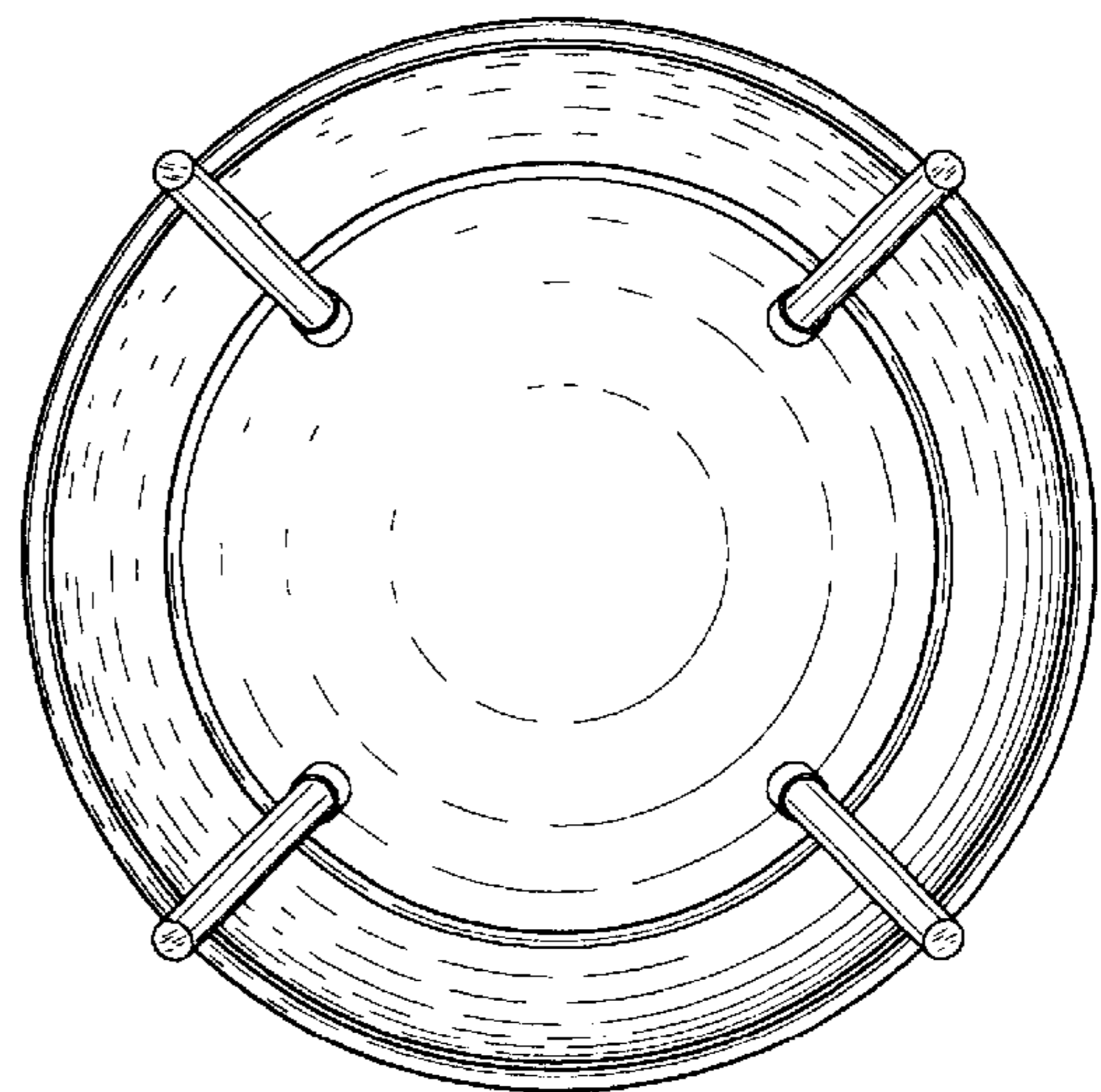


Fig.4