



US00D481246S

(12) **United States Design Patent**  
**Peterson**

(10) **Patent No.:** **US D481,246 S**

(45) **Date of Patent:** **\*\* Oct. 28, 2003**

(54) **HEADREST WITH RADIO**

(75) **Inventor:** **Leroy L. Peterson, Omaha, NE (US)**

(73) **Assignee:** **Sportsstuff, Inc., Omaha, NE (US)**

(\*\*) **Term:** **14 Years**

(21) **Appl. No.:** **29/173,985**

(22) **Filed:** **Jan. 9, 2003**

(51) **LOC (7) Cl.** ..... **06-09**

(52) **U.S. Cl.** ..... **D6/601**

(58) **Field of Search** ..... D6/595, 596, 597,  
D6/598, 601, 604, 611; D24/183; 5/630,  
632, 633, 636, 637, 638, 640, 644, 652,  
652.1, 653, 654, 655, 655.3, 655.4, 655.5,  
655.9, 656, 657.5, 904, 907, 945; 224/153,  
155, 584, 907; 297/129, 180.11, 188.2,  
188.12, 195.1, 199, 219.1, 225, 228.1, 229,  
452.41; 455/344; 381/301

(56) **References Cited**

**U.S. PATENT DOCUMENTS**

247,823	A	*	10/1881	Hiller	.....	5/652
3,253,861	A	*	5/1966	Howard	.....	297/452.41
3,503,084	A	*	3/1970	Meinwieser	.....	5/630
3,621,155	A	*	11/1971	Pruitt	.....	381/301
3,946,316	A	*	3/1976	Hough	.....	5/904
4,038,499	A	*	7/1977	Yeaple	.....	381/301
D259,381	S	*	6/1981	Smith	.....	D6/601
D266,549	S	*	10/1982	Lund, III	.....	D6/601

D295,248	S	*	4/1988	Sommerfield et al.	.....	D6/601
4,862,438	A	*	8/1989	Fry	.....	381/188
D317,840	S	*	7/1991	Jagdat	.....	D6/601
5,123,133	A	*	6/1992	Albert	.....	381/301
5,179,747	A	*	1/1993	Zink	.....	5/639
D337,017	S	*	7/1993	Levien	.....	D6/601
D337,231	S	*	7/1993	Levien	.....	D6/601
5,313,678	A	*	5/1994	Redewill	.....	381/301
D369,218	S	*	4/1996	Vandenbelt	.....	D24/183
5,644,785	A	*	7/1997	Garrett	.....	455/344
5,645,319	A	*	7/1997	Parks, Jr.	.....	297/452.41
6,044,161	A	*	3/2000	Lee	.....	381/301

\* cited by examiner

*Primary Examiner*—Robert M. Spear  
*Assistant Examiner*—T. Chase Nelson  
(74) *Attorney, Agent, or Firm*—Sturm & Fix LLP

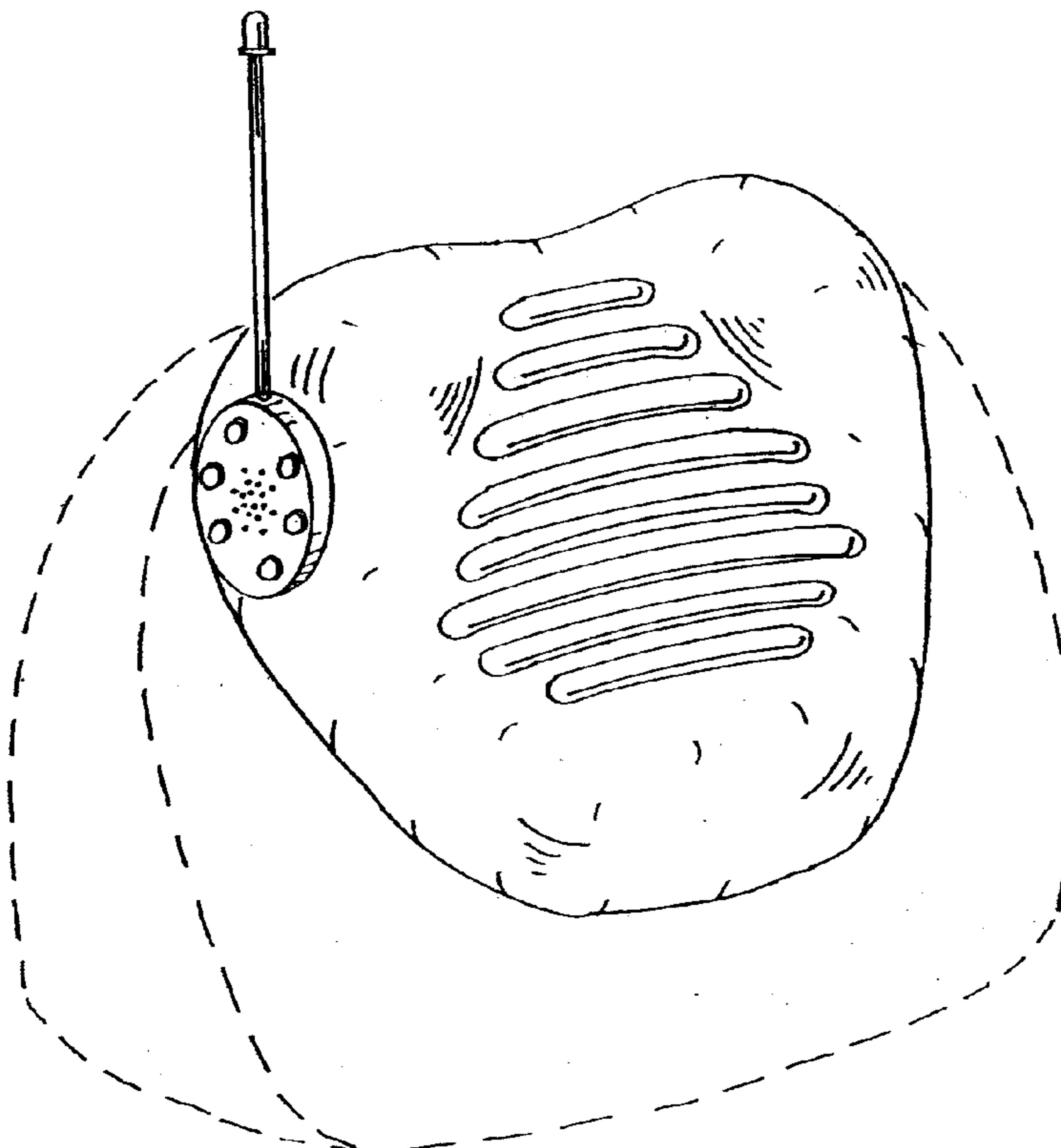
(57) **CLAIM**

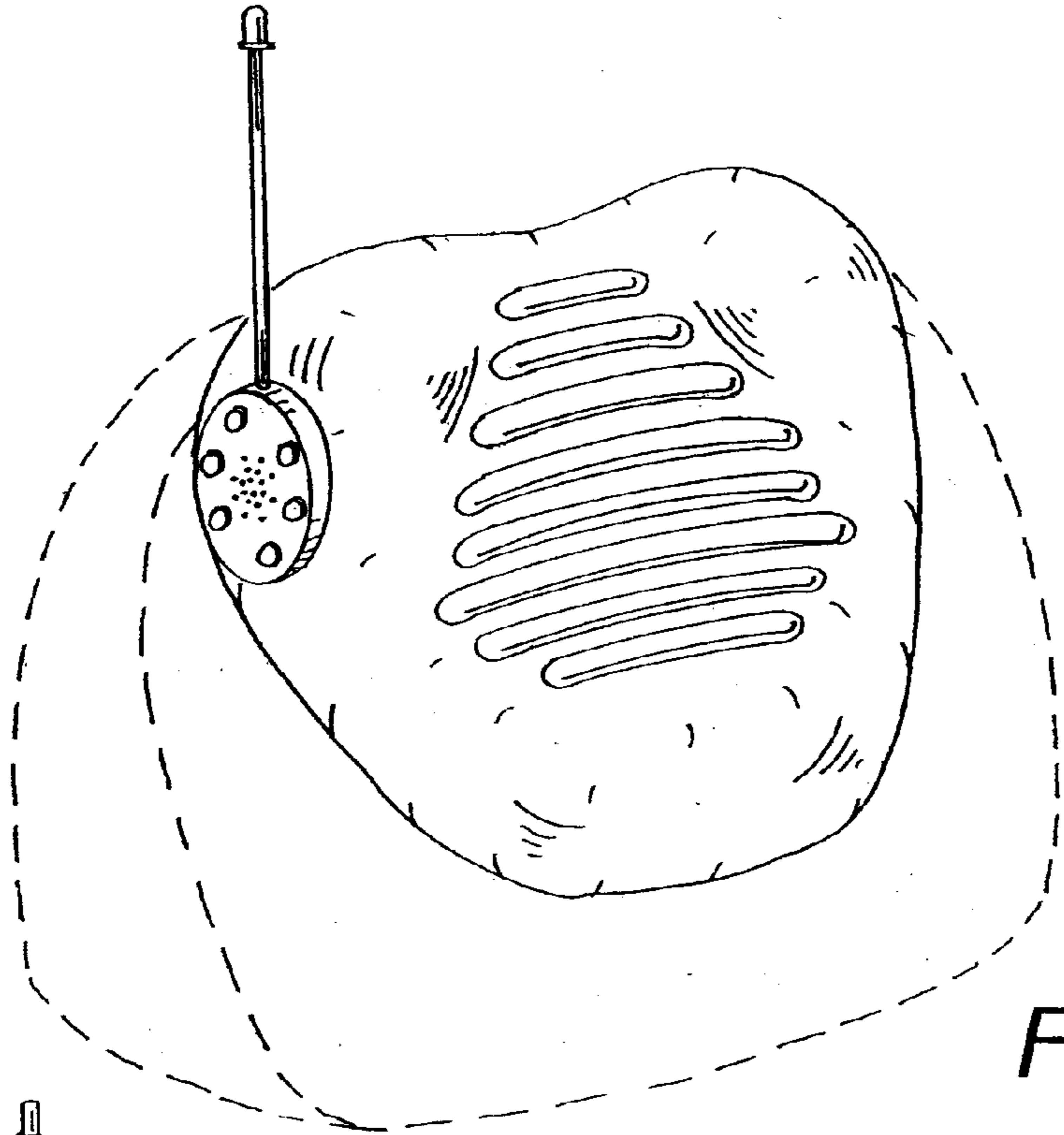
The ornamental design for a headrest with radio, as shown and described.

**DESCRIPTION**

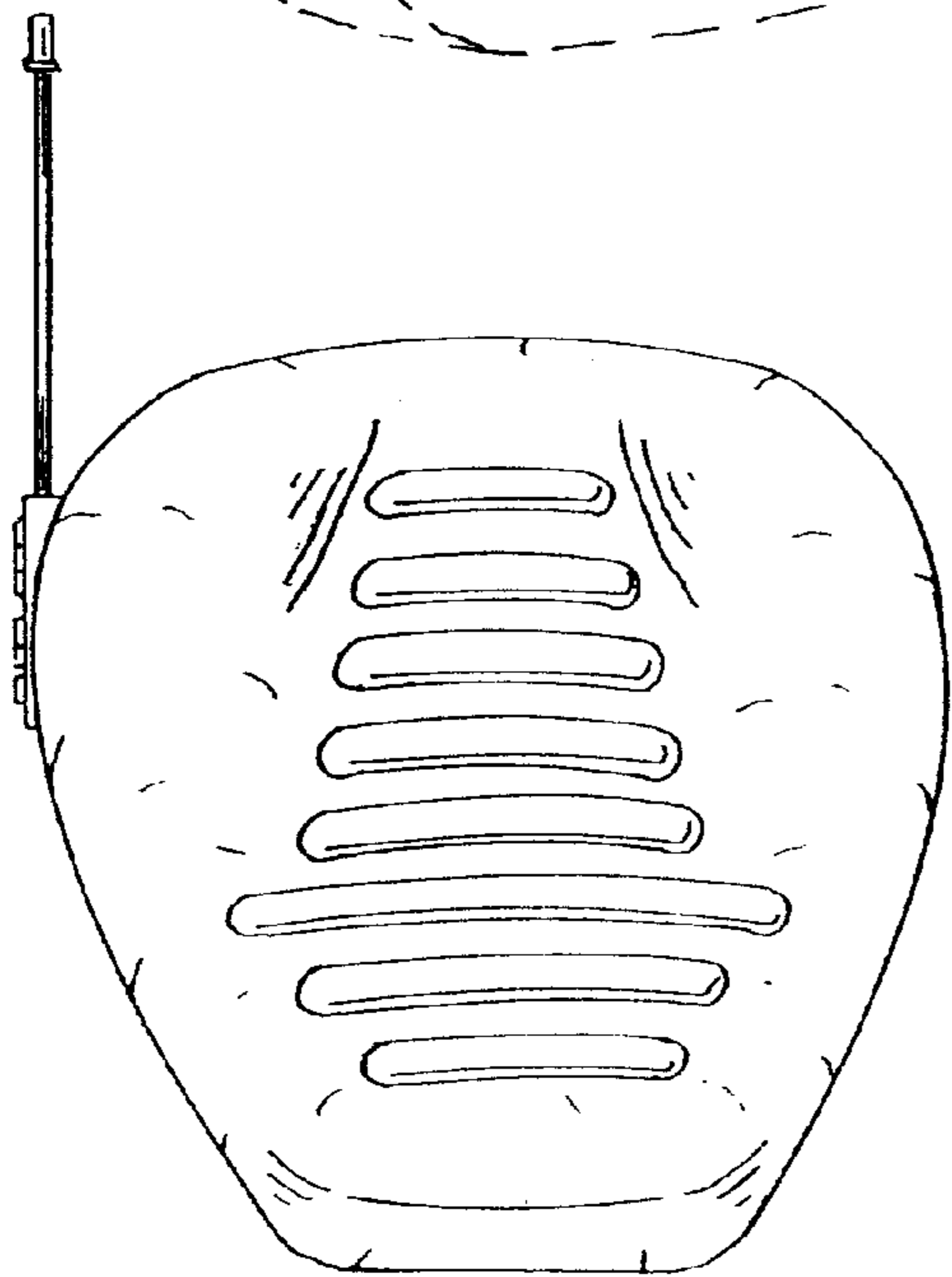
FIG. 1 is a perspective view of a headrest with radio showing my new design;  
FIG. 2 is a front elevational view thereof;  
FIG. 3 is a rear elevational view thereof;  
FIG. 4 is a right side elevational view thereof;  
FIG. 5 is a left side elevational view thereof;  
FIG. 6 is a top plan view thereof; and,  
FIG. 7 is a bottom plan view thereof.

**1 Claim, 2 Drawing Sheets**

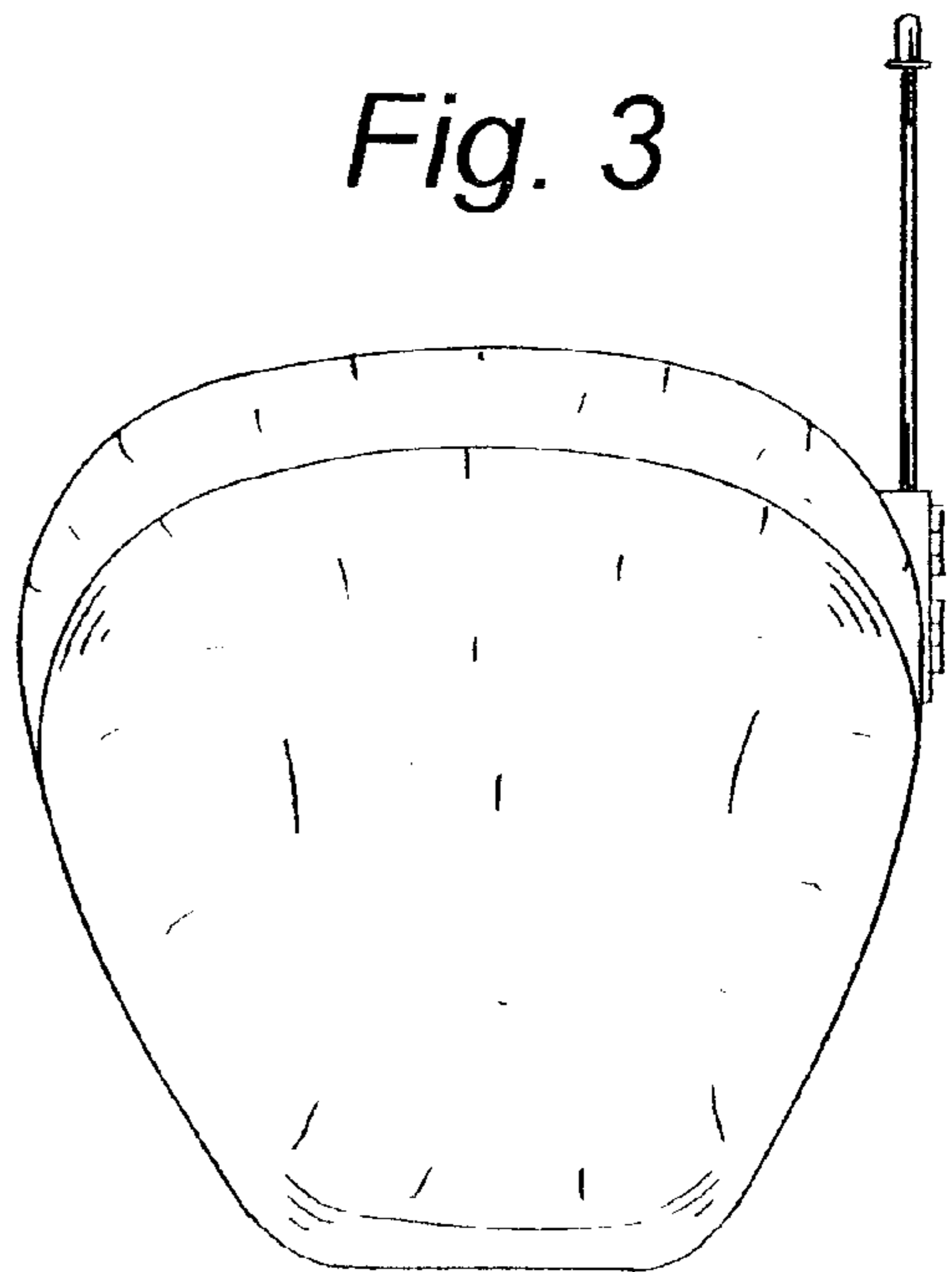




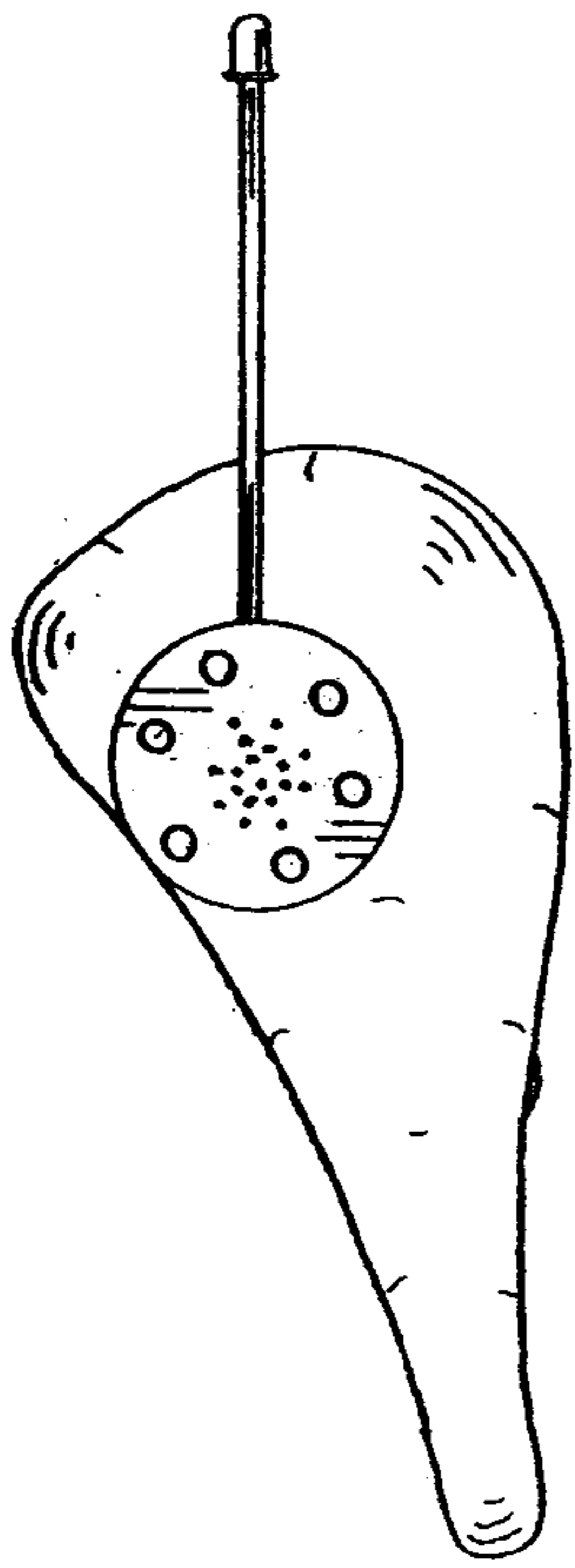
*Fig. 1*



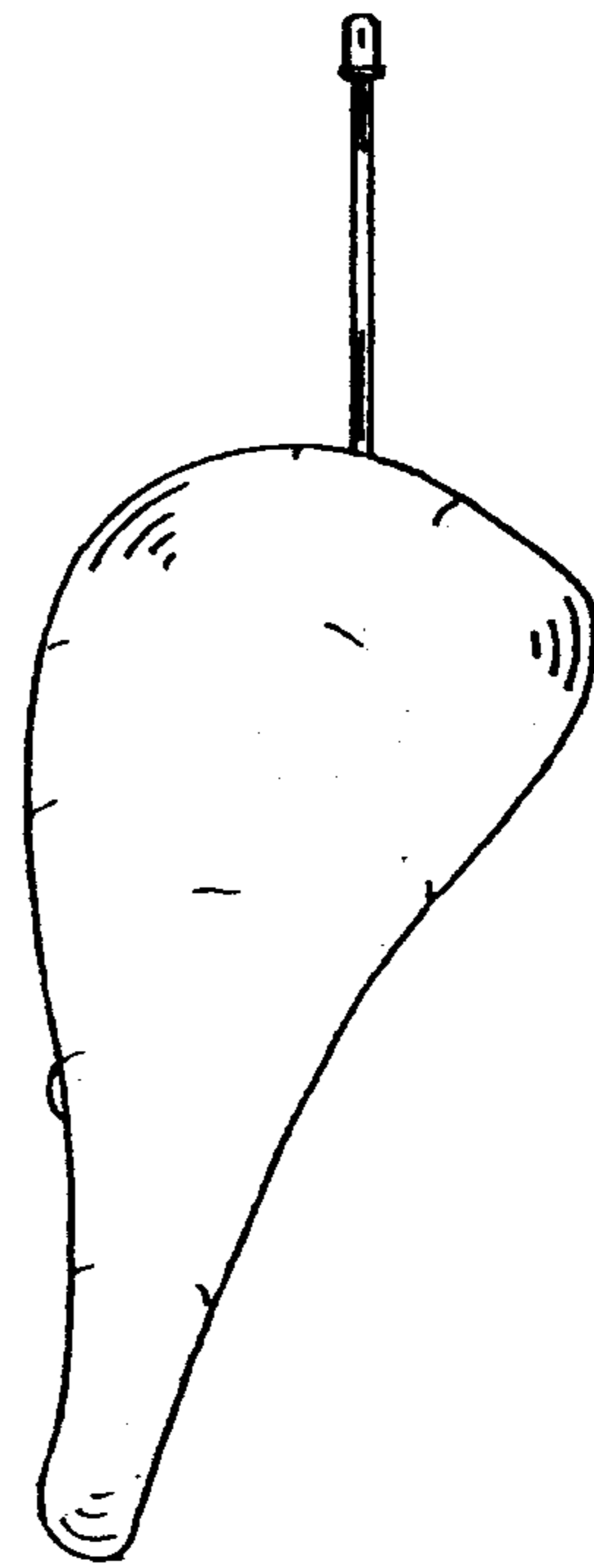
*Fig. 2*



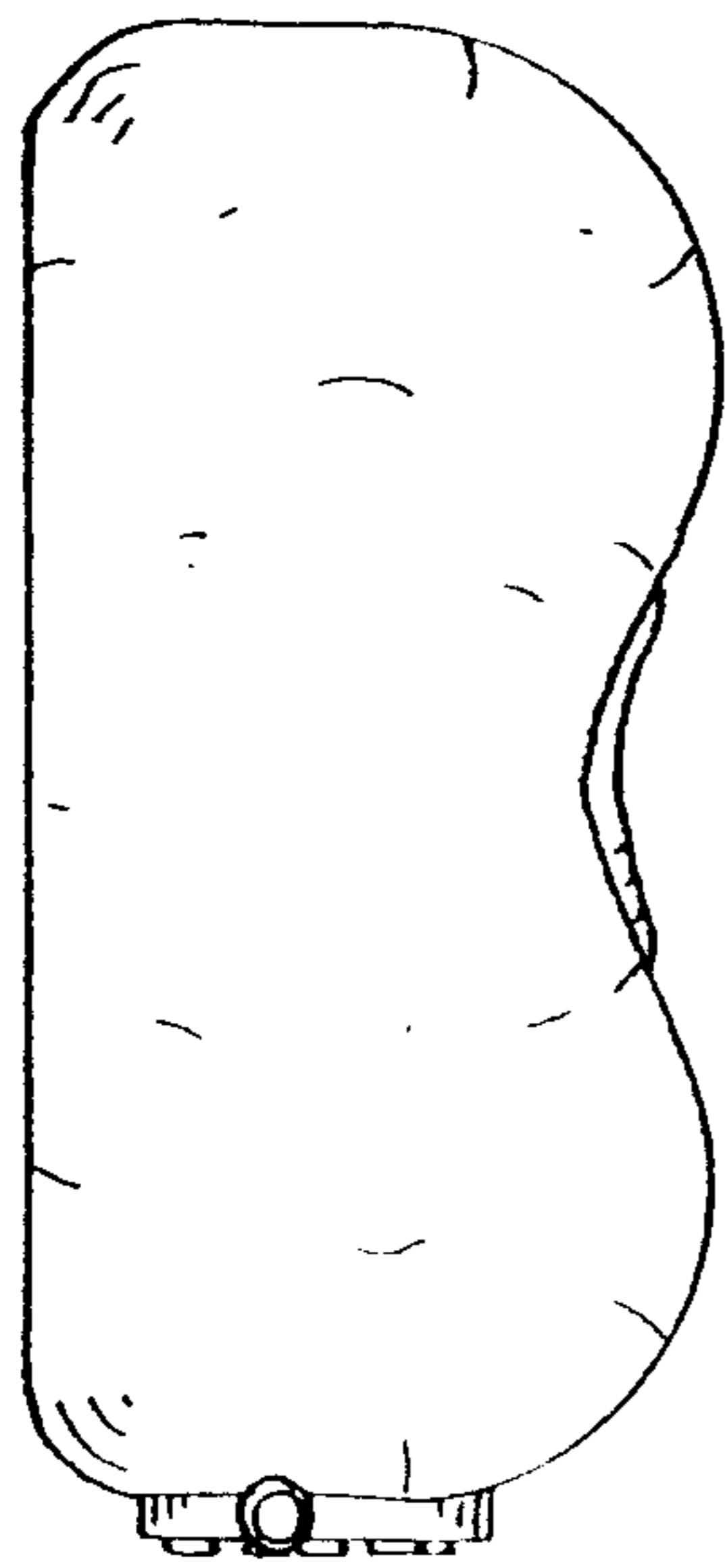
*Fig. 3*



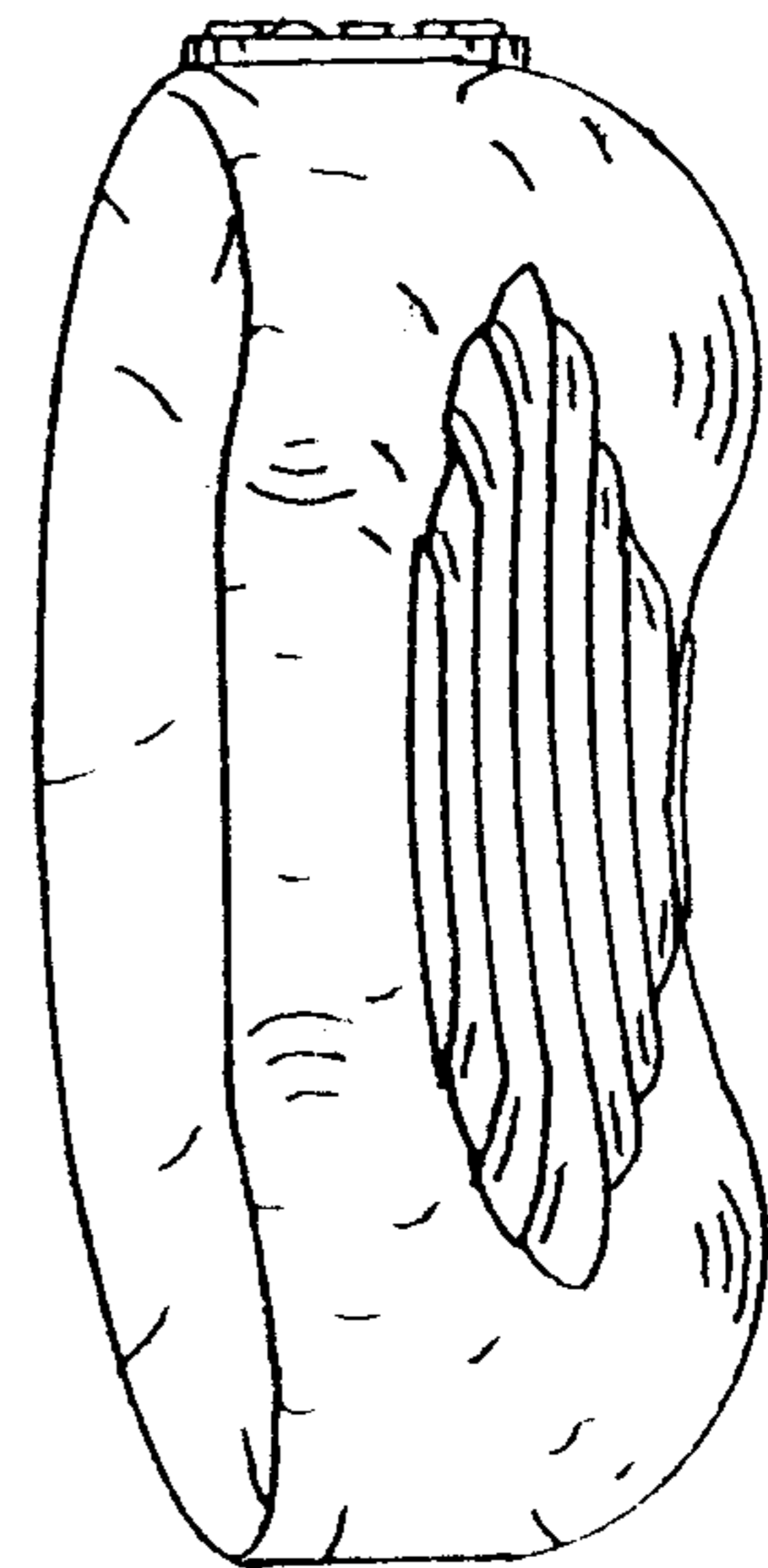
*Fig. 4*



*Fig. 5*



*Fig. 6*



*Fig. 7*