



US00D481239S

(12) **United States Design Patent** (10) **Patent No.:** **US D481,239 S**
O'Toole et al. (45) **Date of Patent:** **** Oct. 28, 2003**

(54) **HAIR BAND DISPLAY**

(75) Inventors: **Lawrence O'Toole**, Philadelphia, PA (US); **Neal Menaged**, Rydal, PA (US)

(73) Assignee: **L&N Sales and Marketing, Inc.**, Hatboro, PA (US)

(**) Term: **14 Years**

D364,523 S	*	11/1995	Carter	D6/553
5,598,922 A		2/1997	Good		
5,775,401 A		7/1998	Faurie		
5,775,504 A		7/1998	Menaged		
5,788,062 A		8/1998	Cerwin et al.		
D408,669 S		4/1999	Kuo		
D409,032 S		5/1999	Kuo		
6,006,909 A		12/1999	Dunne		
D434,259 S		11/2000	Gastelum et al.		
6,196,389 B1		3/2001	Buetter et al.		

(21) Appl. No.: **29/166,025**

(22) Filed: **Aug. 21, 2002**

(51) **LOC (7) Cl.** **06-04**

(52) **U.S. Cl.** **D6/553**

(58) **Field of Search** D6/553, 567; 211/13.1, 211/85.2, 85.3; 206/461; 248/309.1

FOREIGN PATENT DOCUMENTS

CA	535701	1/1957
CH	400782	4/1966
DE	3018107	11/1981
EP	0080926	6/1983
FR	734477	10/1932
GB	584080	1/1947
SE	55884	8/1919

* cited by examiner

(56) **References Cited**

U.S. PATENT DOCUMENTS

266,009 A	11/1882	Barrett	
573,563 A	12/1896	Yeakel	
676,578 A	6/1901	Ely	
998,948 A	7/1911	Benze et al.	
2,576,873 A	11/1951	Zelov	
2,671,706 A	3/1954	Greengold	
3,161,289 A	12/1964	Leysen	
3,200,960 A	8/1965	Banse	
3,329,386 A	7/1967	Rosen	
3,402,501 A	9/1968	Davis	
3,650,442 A	3/1972	Berns et al.	
3,660,861 A	5/1972	Delmonico	
3,880,287 A	4/1975	Loeffelman	
4,161,075 A	7/1979	Eubanks et al.	
4,172,521 A	10/1979	Eubanks et al.	
4,257,522 A	3/1981	Thorneburg	
4,625,865 A	12/1986	Protz, Jr.	
4,630,795 A	12/1986	Kagan	
D294,907 S	3/1988	Pool	
D317,233 S	* 6/1991	Kelly D6/553
5,033,660 A	7/1991	Kelly	
D333,935 S	* 3/1993	Holmes D6/567
D342,676 S	12/1993	Wuttke	
5,363,953 A	11/1994	Carter	
D361,235 S	* 8/1995	Decker D6/553
5,441,061 A	8/1995	Jordan et al.	
D363,183 S	10/1995	Starck	

Primary Examiner—Brian N. Vinson

(74) *Attorney, Agent, or Firm*—Drinker Biddle & Reath LLP

(57) **CLAIM**

The ornamental design for a hair band display, as shown and described.

DESCRIPTION

FIG. 1 is a front elevational view of a hair band display showing our new design;
 FIG. 2 is a rear elevational view;
 FIG. 3 is a left side elevational view;
 FIG. 4 is a right side elevational view;
 FIG. 5 is a top plan view;
 FIG. 6 is a bottom plan view;
 FIG. 7 is a front elevational view of a second embodiment of the design shown in FIGS. 1–6;
 FIG. 8 is a rear elevational view;
 FIG. 9 is a left side elevational view;
 FIG. 10 is a right side elevational view;
 FIG. 11 is a top plan view; and,
 FIG. 12 a bottom plan view.

1 Claim, 8 Drawing Sheets

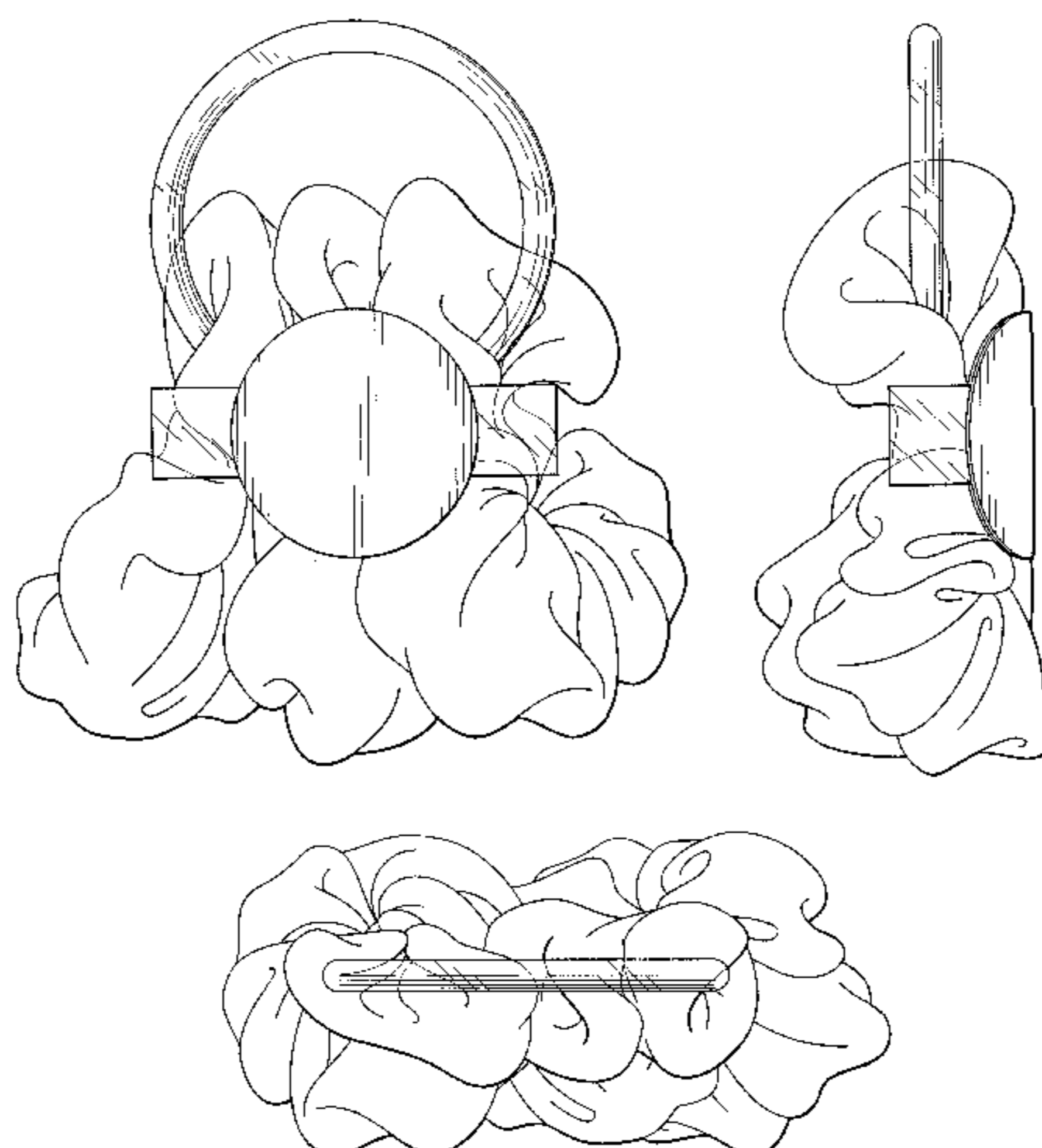


FIG. 1

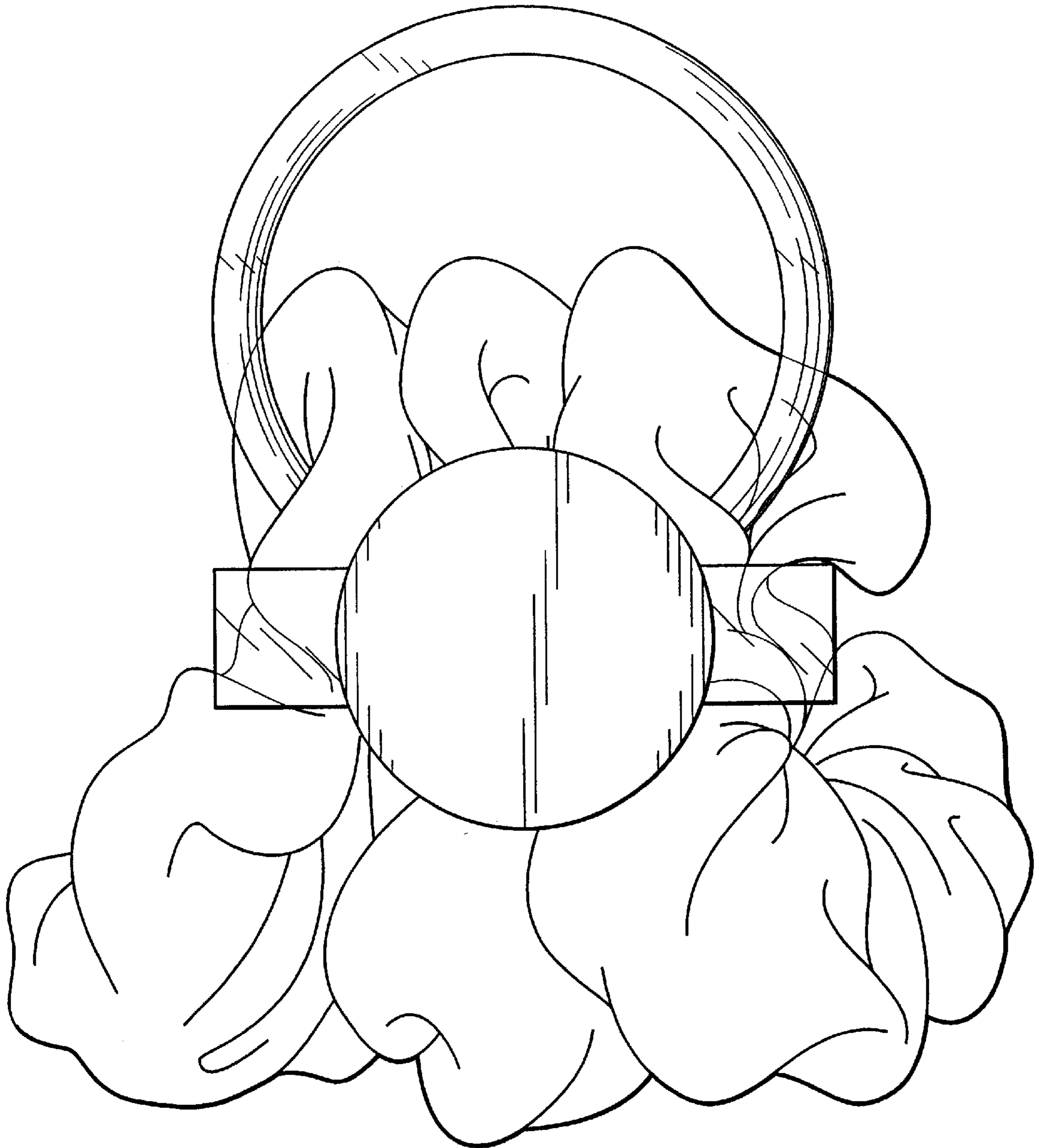


FIG. 2




FIG.3

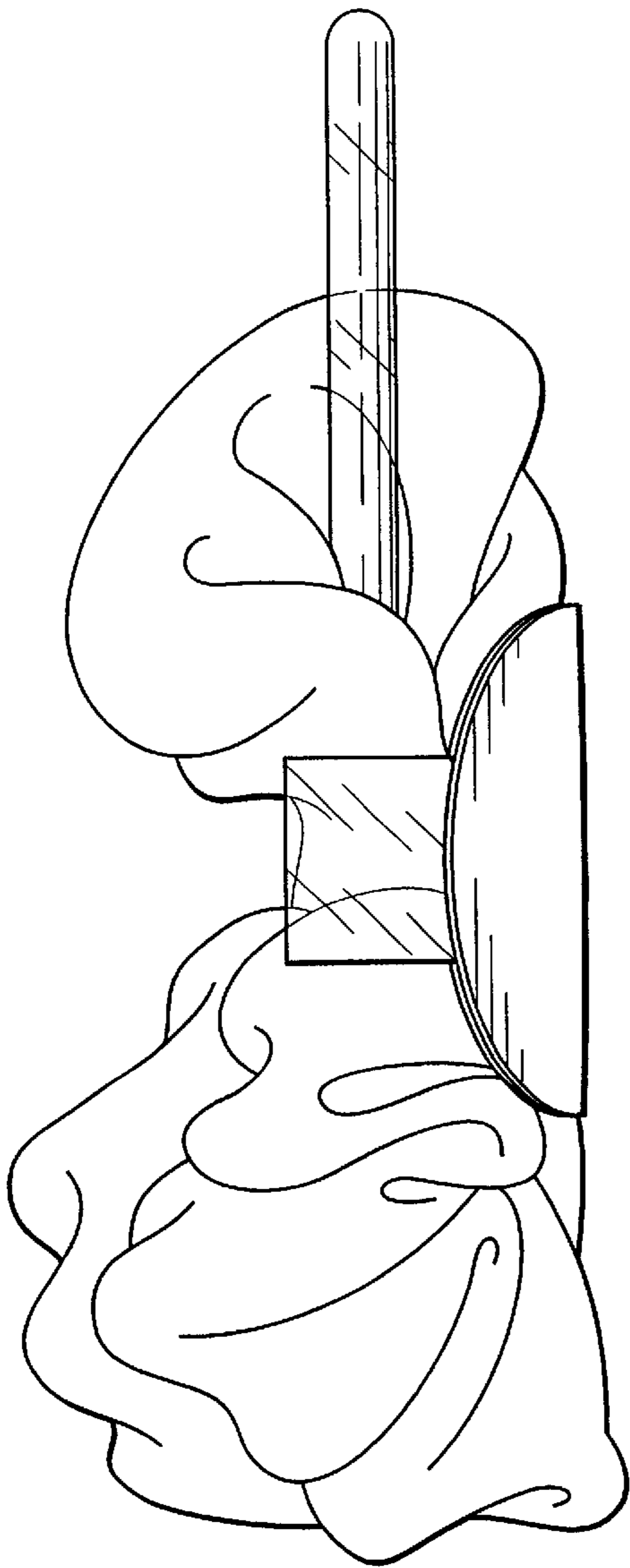


FIG.4

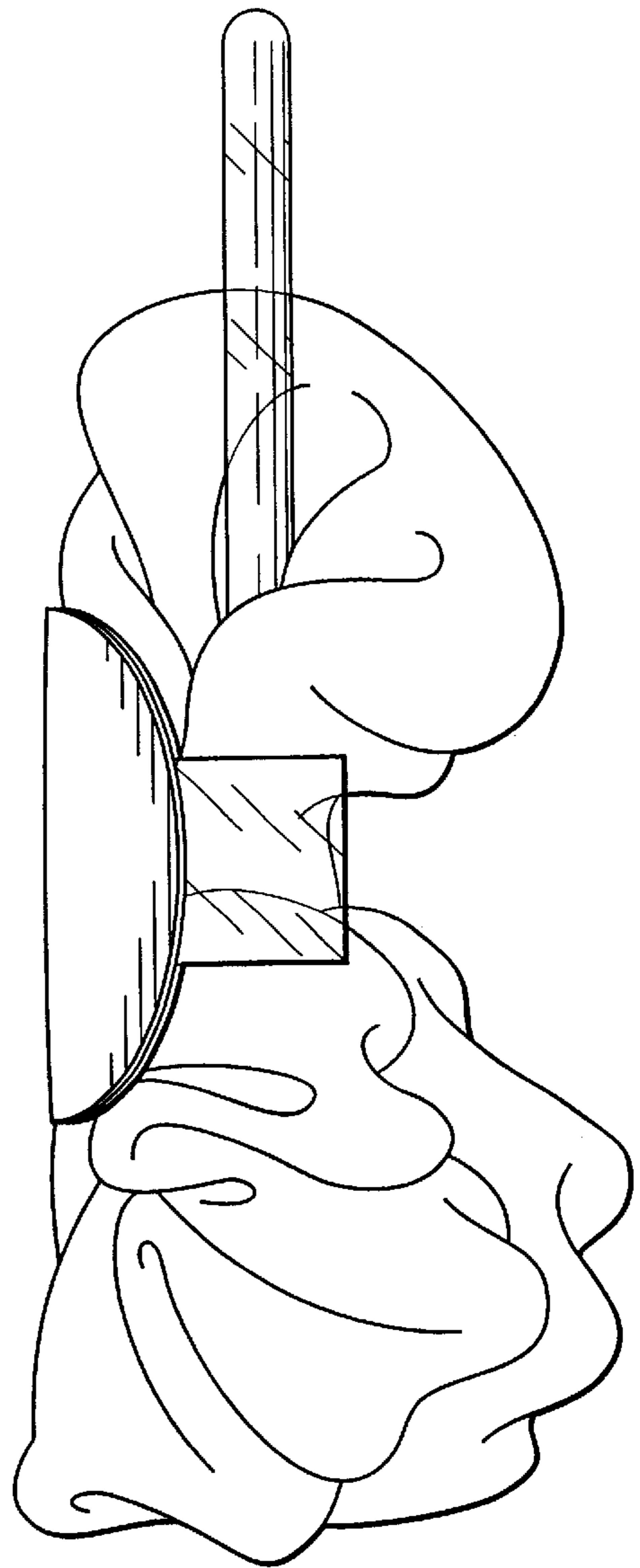


FIG. 5




FIG. 6



FIG. 7

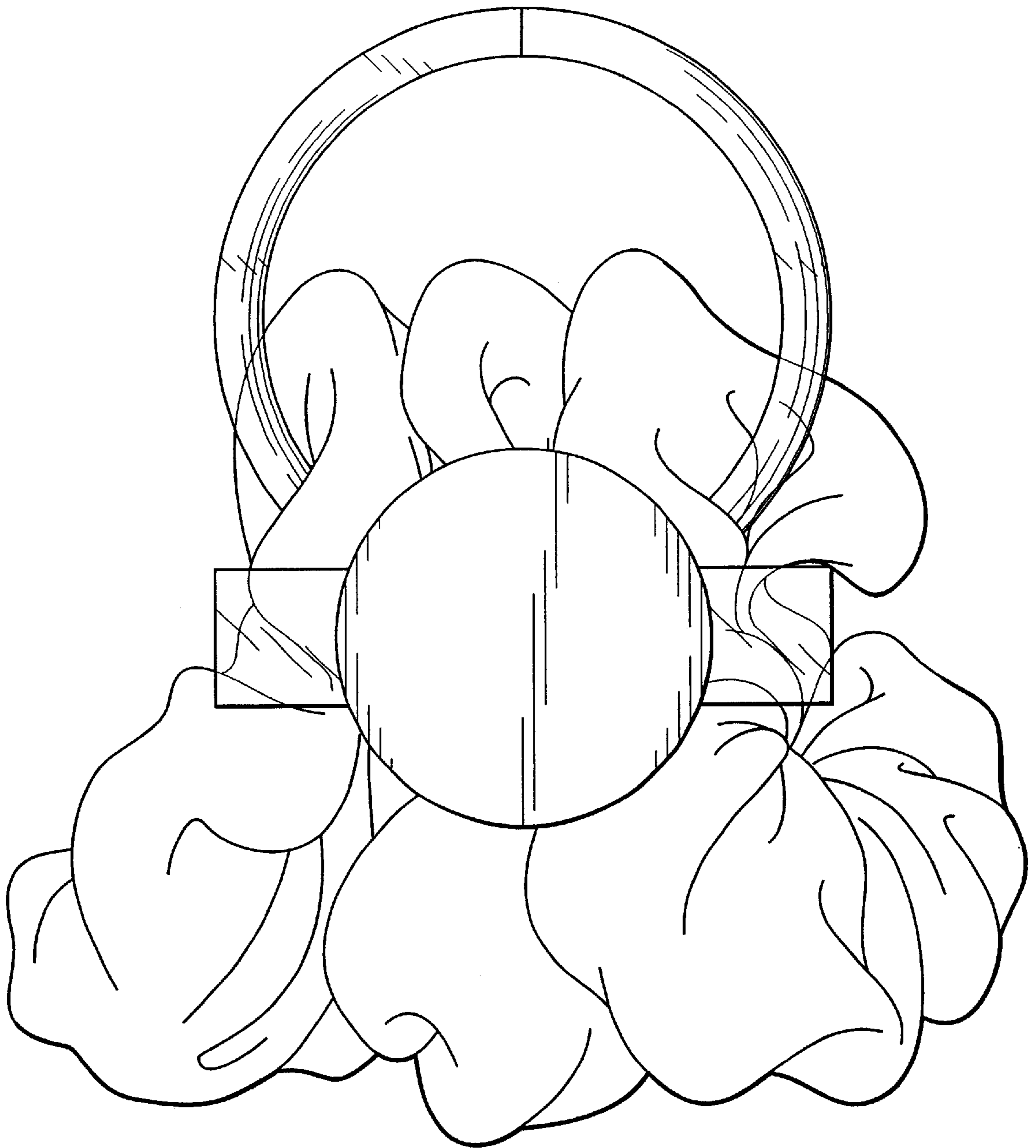


FIG. 8




FIG.9

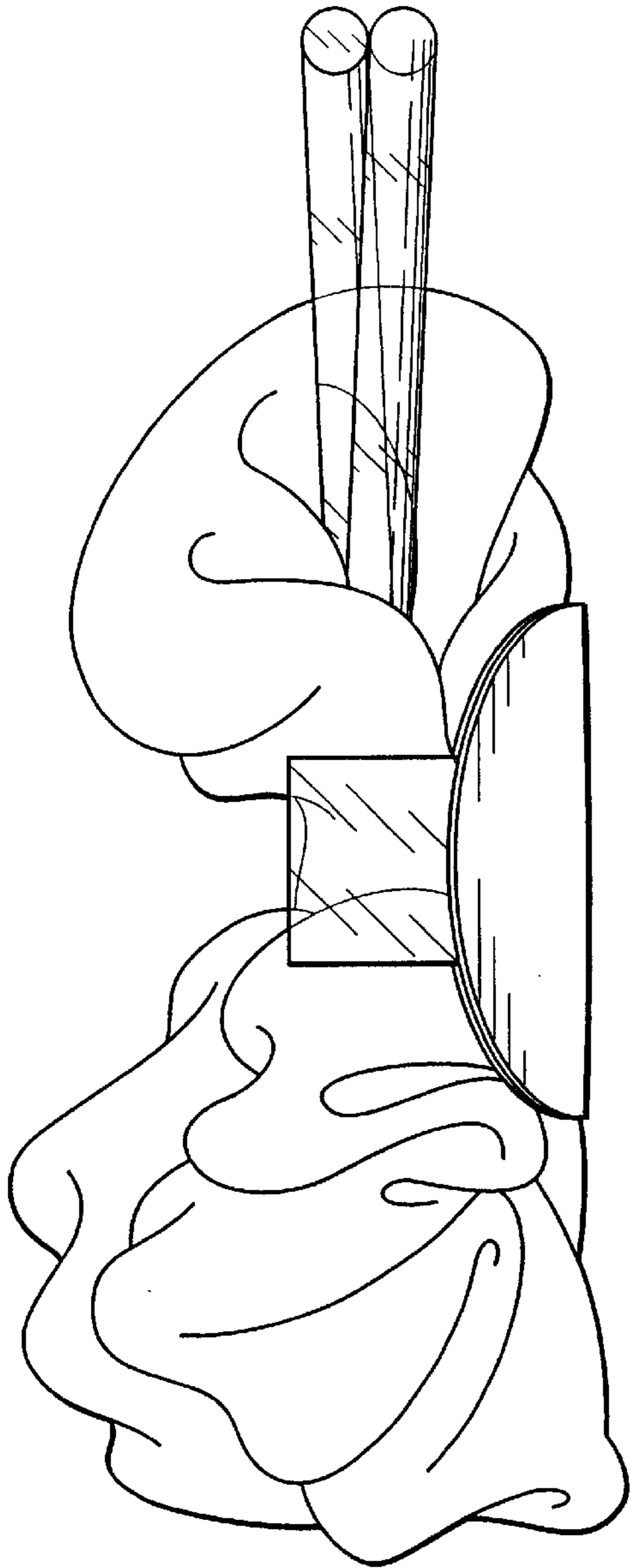


FIG.10

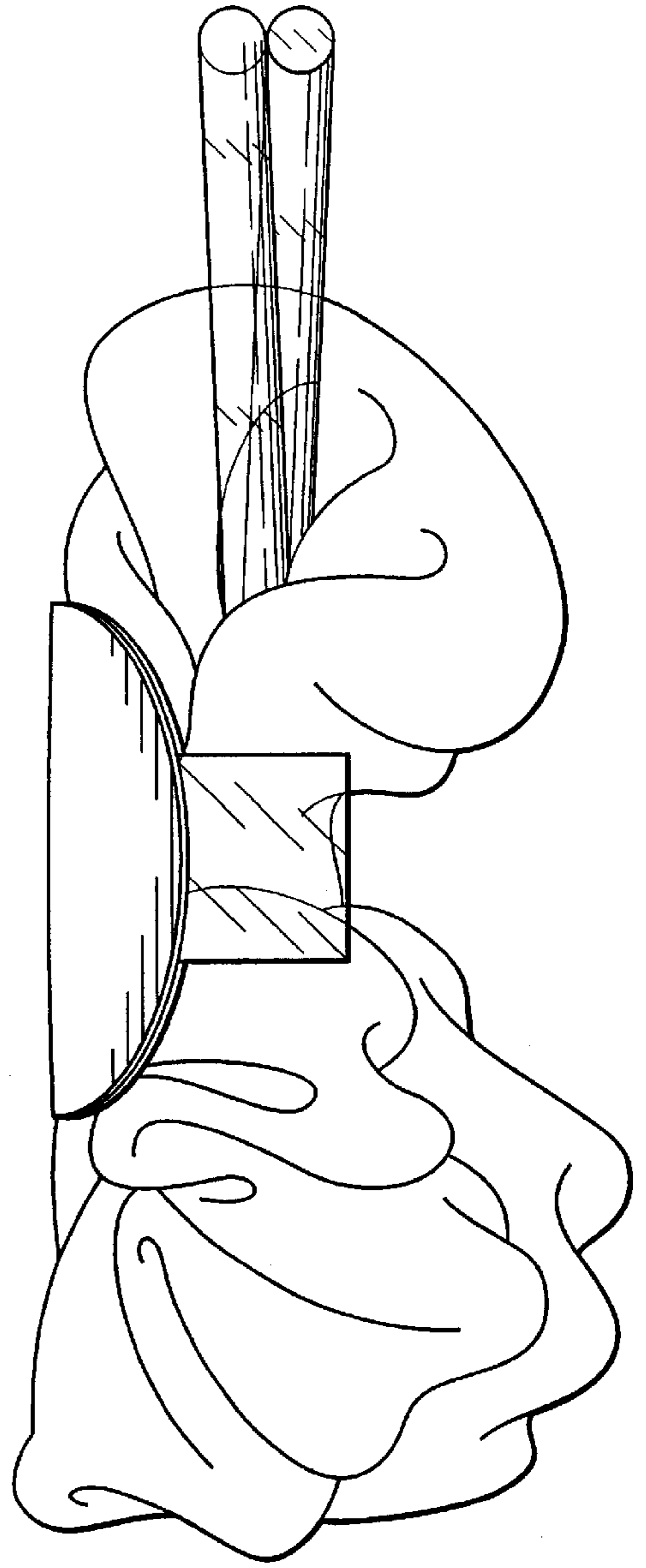


FIG. 11




FIG. 12

