



US00D481224S

(12) **United States Design Patent**
Draper

(10) **Patent No.:** **US D481,224 S**

(45) **Date of Patent:** **** Oct. 28, 2003**

(54) **WINE STORAGE REFRIGERATOR**

(75) Inventor: **William P. Draper**, Perkasio, PA (US)

(73) Assignee: **Draper-DBS, Inc.**, Perkasio, PA (US)

(**) Term: **14 Years**

(21) Appl. No.: **29/177,992**

(22) Filed: **Mar. 19, 2003**

Related U.S. Application Data

(62) Division of application No. 29/159,690, filed on Apr. 24, 2002, which is a division of application No. 29/134,240, filed on Dec. 15, 2000.

(51) **LOC (7) Cl.** **06-04**

(52) **U.S. Cl.** **D6/470; D15/81**

(58) **Field of Search** D6/396, 397, 441, D6/470, 472; D15/81; 312/114, 116, 204

(56) **References Cited**

U.S. PATENT DOCUMENTS

D421,534 S * 3/2000 Trulaske, Sr. et al. D6/472

D449,467 S * 10/2001 Bedard D6/470

D452,869 S * 1/2002 Ma et al. D15/81

D453,169 S * 1/2002 Ma et al. D15/81

D463,682 S * 10/2002 Ma et al. D6/470

D468,325 S * 1/2003 Lorek et al. D15/81

* cited by examiner

Primary Examiner—Cathron C. Brooks

(74) *Attorney, Agent, or Firm*—Grimes & Battersby, LLP

(57) **CLAIM**

The ornamental design for a wine storage refrigerator, as shown and described.

DESCRIPTION


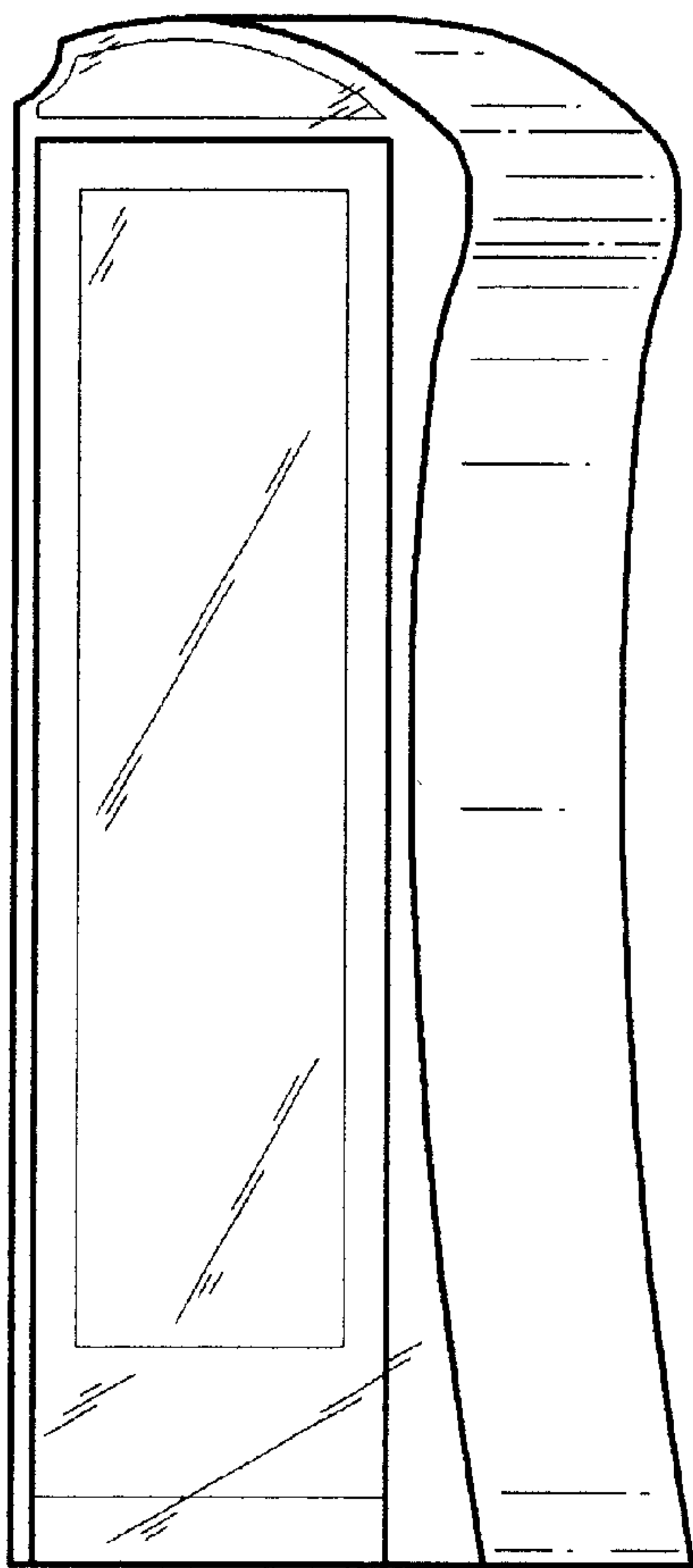
FIG. 1 is a front-right side elevational view of the wine storage refrigerator of the present invention.

FIG. 2 is a rear-left side elevational view of the wine storage refrigerator of FIG. 1.

FIG. 3 is a top plan view of the wine storage refrigerator of FIG. 1; and,

FIG. 4. is a front perspective view of the wine storage refrigerator of FIG. 1.

1 Claim, 2 Drawing Sheets



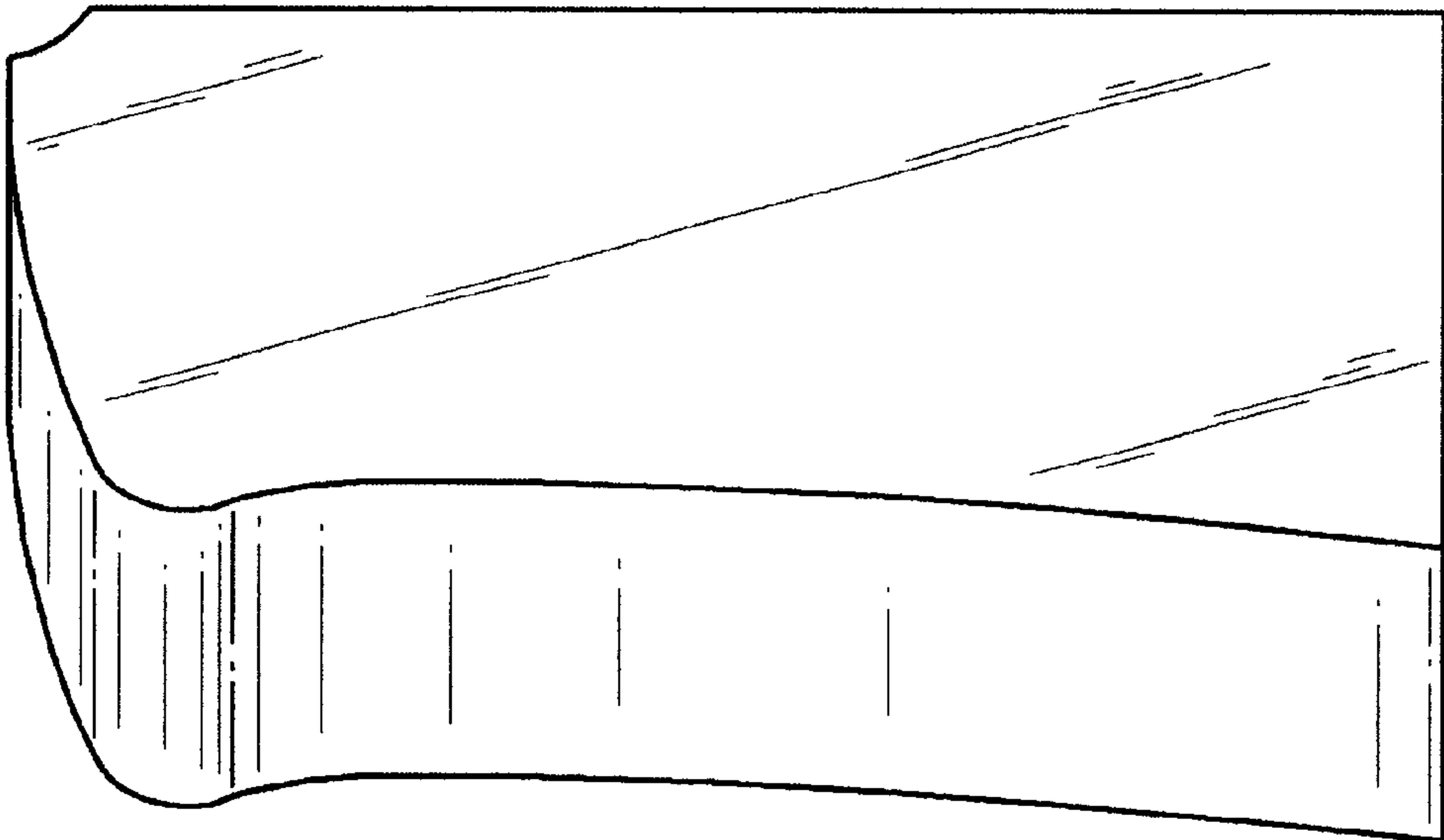


FIG. 1

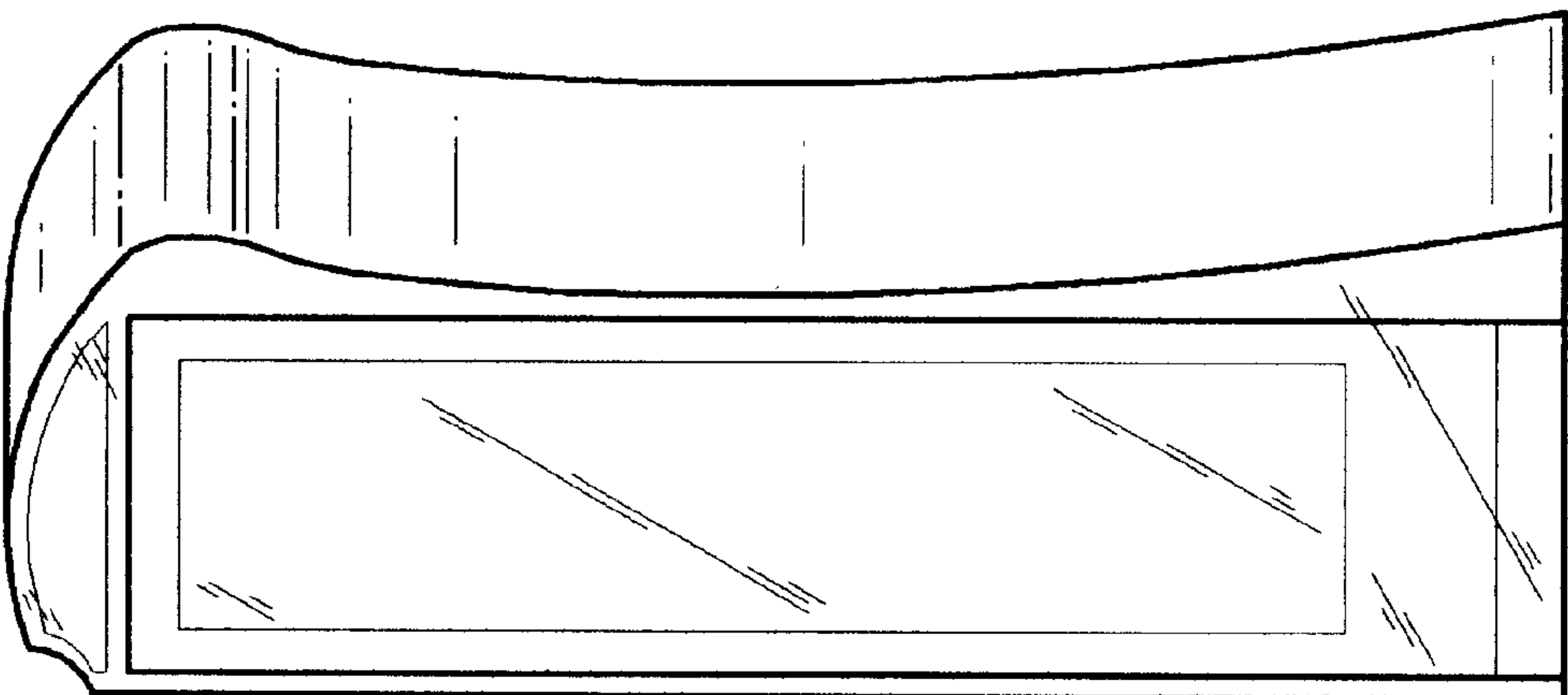


FIG. 2

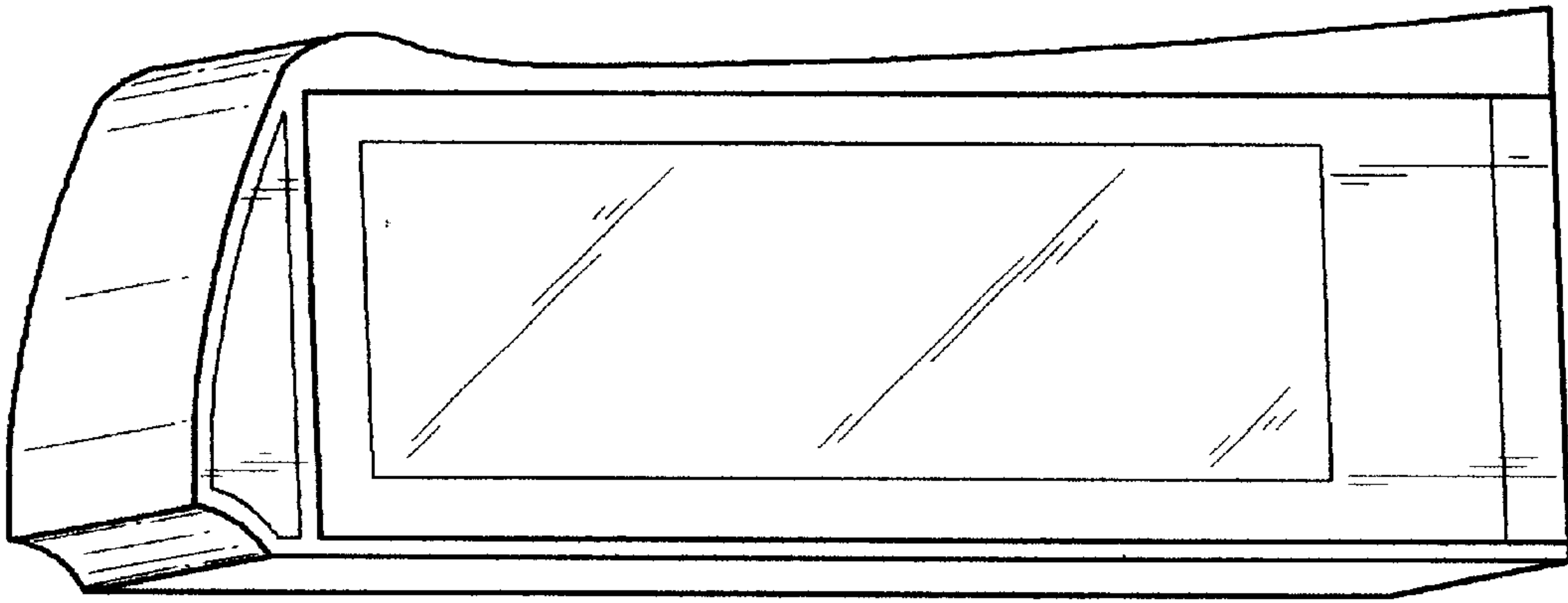


FIG. 4




FIG. 3