



US00D481213S

(12) **United States Design Patent** (10) **Patent No.:** **US D481,213 S**  
**Chalmers et al.** (45) **Date of Patent:** **\*\* Oct. 28, 2003**

(54) **SEAT FRAME**

(75) Inventors: **Richard R. Chalmers**, Camden, ME (US); **Gilbert V. Harper**, Cushing, ME (US)

(73) Assignee: **Imagineering, Inc.**, Rockland, ME (US)

(\*\*) Term: **14 Years**

(21) Appl. No.: **29/168,710**

(22) Filed: **Oct. 7, 2002**

(51) **LOC (7) Cl.** ..... **06-01**

(52) **U.S. Cl.** ..... **D6/370; D6/360; D6/381**

(58) **Field of Search** ..... D6/334, 335, 360, D6/370, 374, 379, 380, 381, 500, 501, 502; 297/232, 445.1, 446.1, 452.63

(56) **References Cited**

**U.S. PATENT DOCUMENTS**

D273,543 S	*	4/1984	Burton	.....	D6/379
D287,197 S	*	12/1986	Zakharov	.....	D6/360
D287,794 S	*	1/1987	Zakharov	.....	D6/360
D292,046 S	*	9/1987	Walker	.....	D6/370
D348,572 S	*	7/1994	Glass	.....	D6/379
D416,717 S	*	11/1999	Chalmers et al.	.....	D6/500
D417,103 S	*	11/1999	Chalmers et al.	.....	D6/500
D417,104 S	*	11/1999	Chalmers et al.	.....	D6/500
D417,569 S	*	12/1999	Chalmers et al.	.....	D6/500
D431,380 S	*	10/2000	Hutton	.....	D6/360
D433,835 S	*	11/2000	Hutton	.....	D6/370
D474,621 S	*	5/2003	Pesso	.....	D6/379

**OTHER PUBLICATIONS**

Interiors, p. 63, Chair shown in Brayton International ad, Sep. 1986.\*  
Weatherend Estate Furniture Brochure, Jan. 2000, especially pp. 17, 21, 27.  
Simplyteak.com Website, Orlando Arm Chair, date unknown.

Kaare Klint, Faaborg Chair, 1914–23 Rud. Rasmussens Sned Kerier Aps.

Kaare Klint, Arm Chair, 1923, Rud. Rasmussens Sned Kerier Aps.

U.S. patent application Ser. No. 29/168,713 filed Oct. 7, 2002 by Chalmers et al., entitled “Chair”.

U.S. patent application Ser. No. 29/168,712 filed Oct. 7, 2002 by Chalmers et al., entitled “Chair Frame”.

U.S. patent application Ser. No. 29/168,711 filed Oct. 7, 2002 by Chalmers et al., entitled “Chair”.

Ole Wanscher, Arm Chair, ca 1958 Mfg. A.J. Iversen.

\* cited by examiner

*Primary Examiner*—Gary D. Watson

(74) *Attorney, Agent, or Firm*—Heslin Rothenberg Farley & Mesiti P.C.

(57) **CLAIM**

The ornamental design for a seat frame, as shown and described.

**DESCRIPTION**

FIG. 1 is a perspective view of a seat frame comprising the new design;

FIG. 2 is a top view thereof;

FIG. 3 is a front view thereof;

FIG. 4 is a right side view thereof, where the left side is a mirror image thereof;


FIG. 5 is a back view thereof;

FIG. 6 is a perspective view of an alternative embodiment of said new design showing legs broken away for indeterminate length; and,

FIG. 7 is a front exploded-broken view of an alternative embodiment of said new design having an indeterminate width.

The broken lines are shown for illustrative purposes only and form no part of the claimed design.

**1 Claim, 7 Drawing Sheets**






FIG. 1

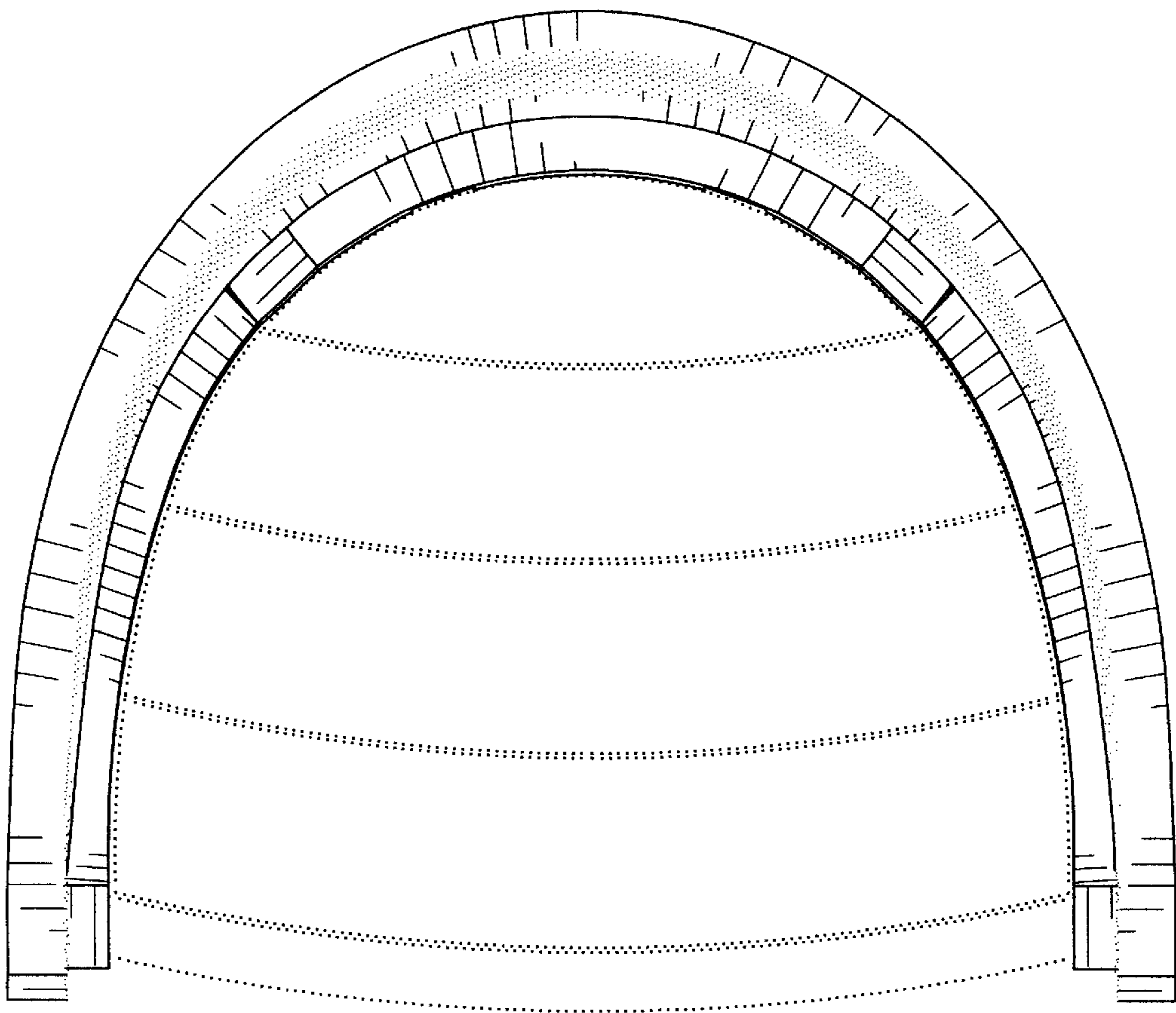


FIG. 2

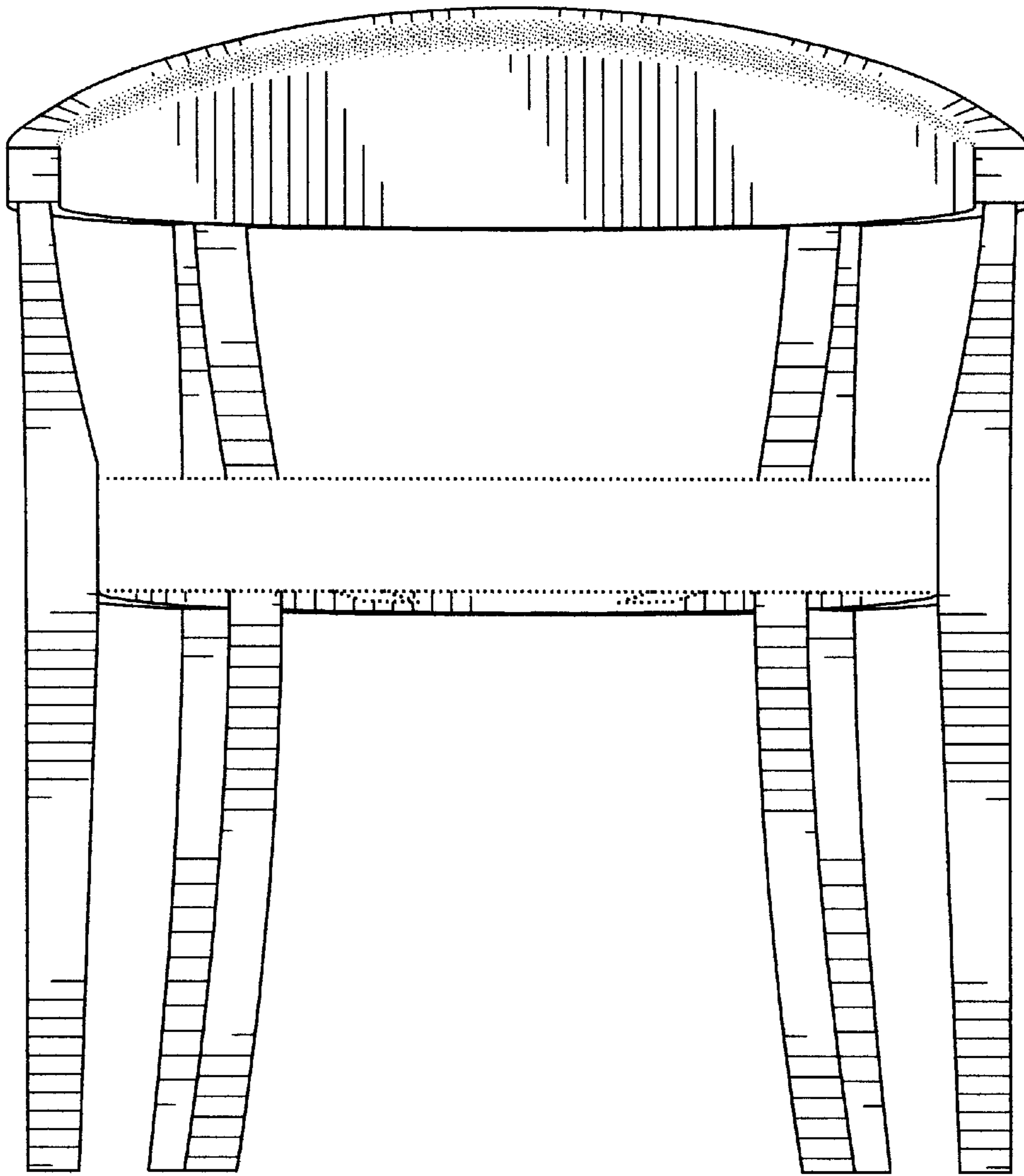


FIG. 3

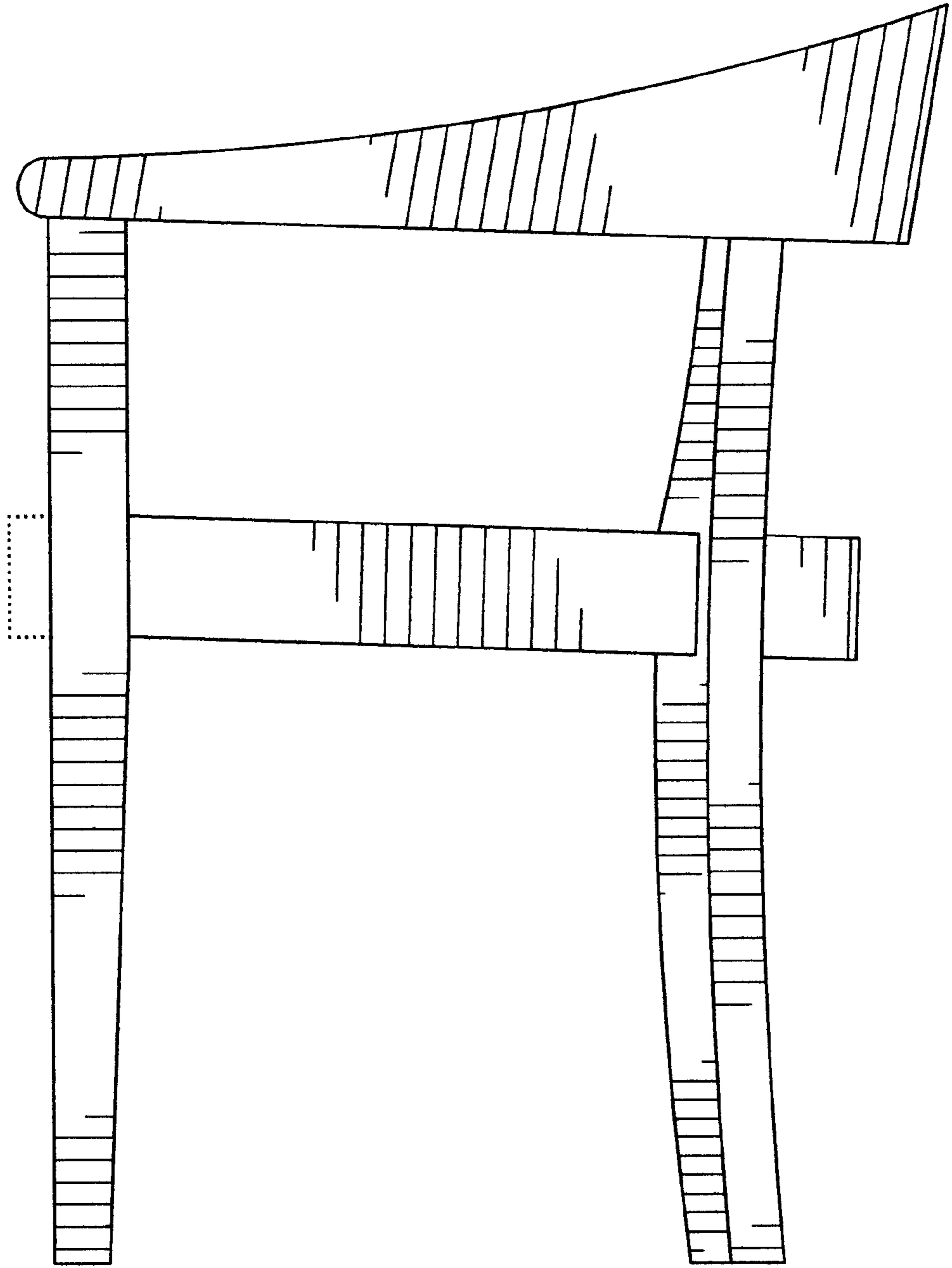


FIG. 4

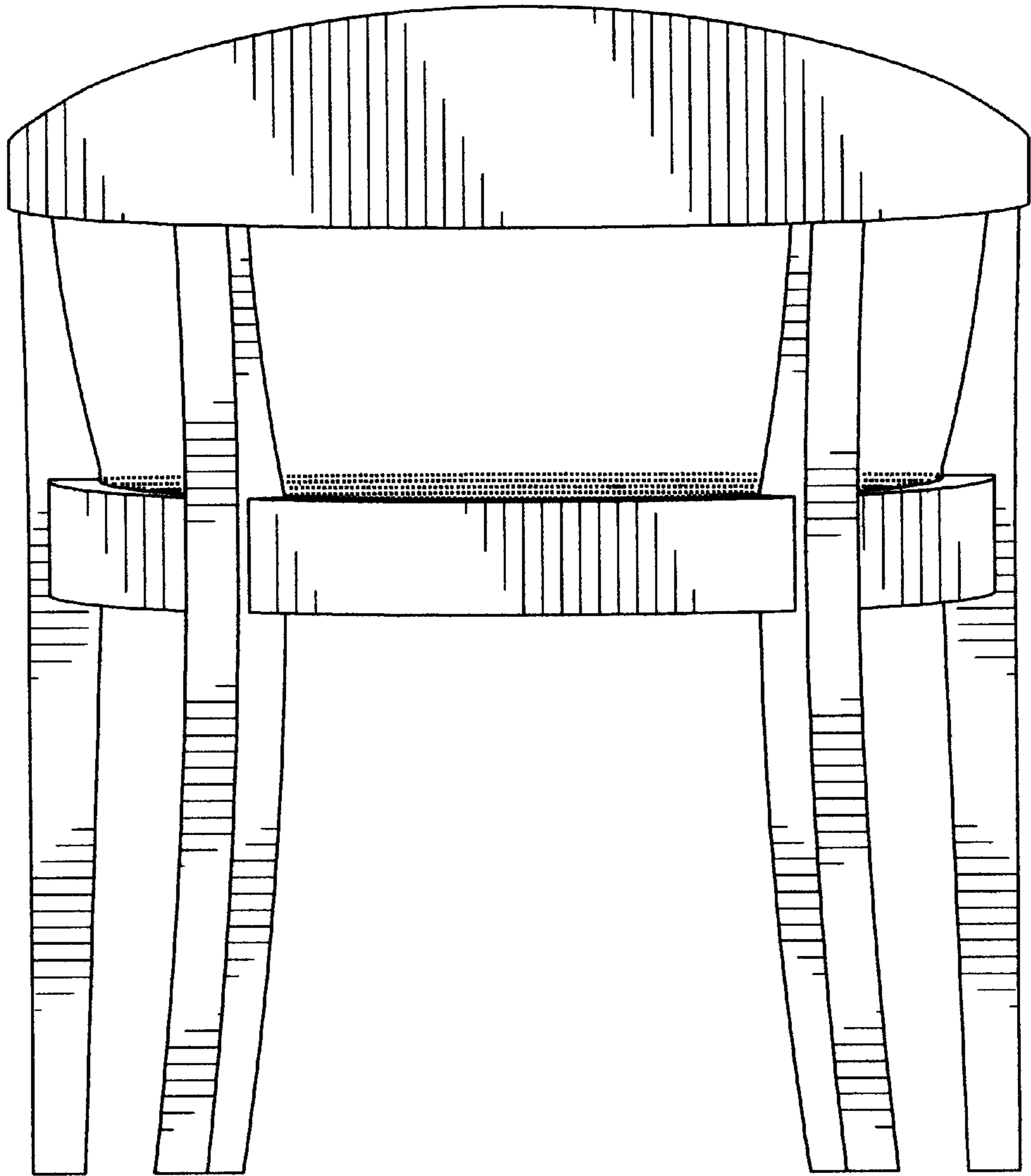


FIG. 5

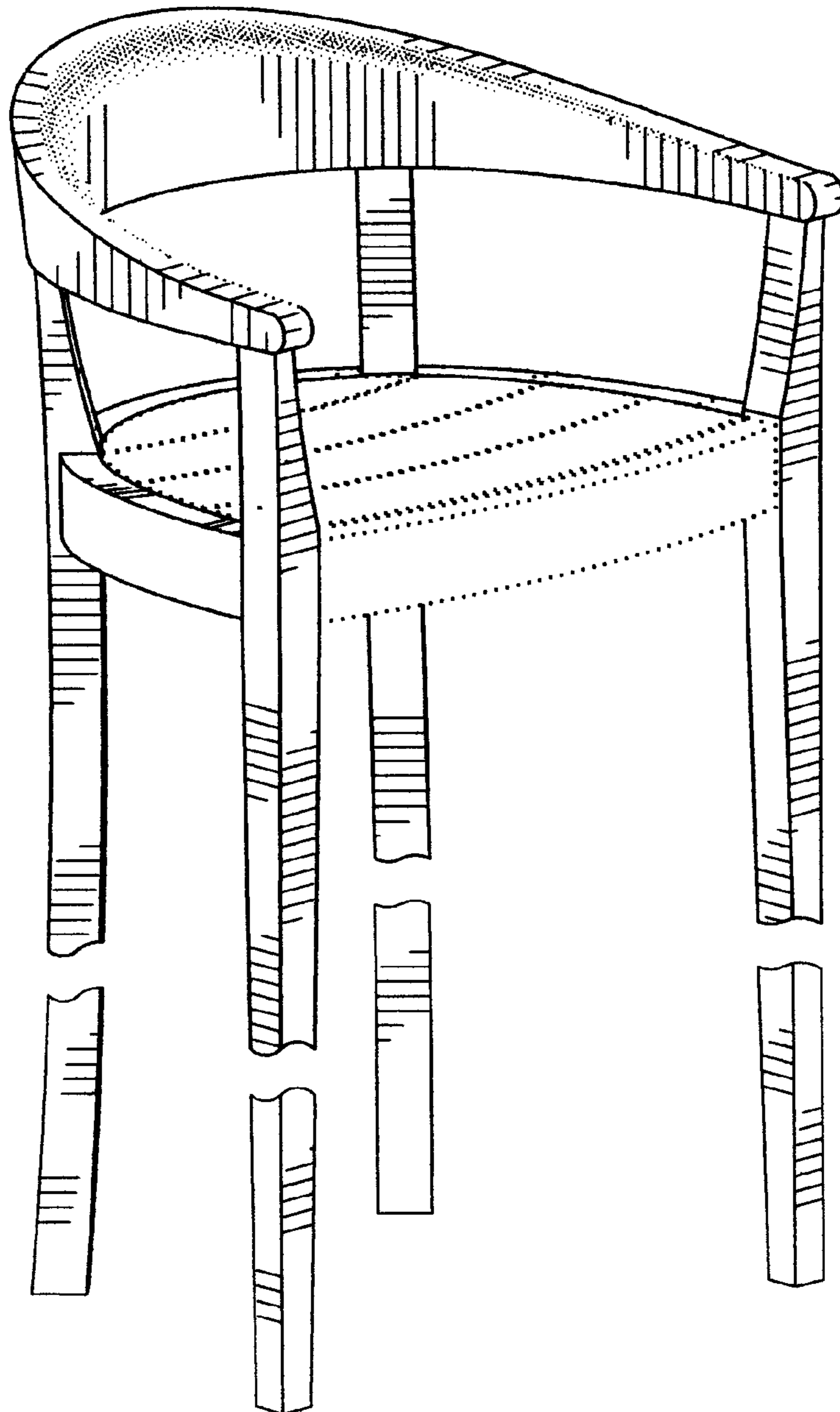


FIG. 6

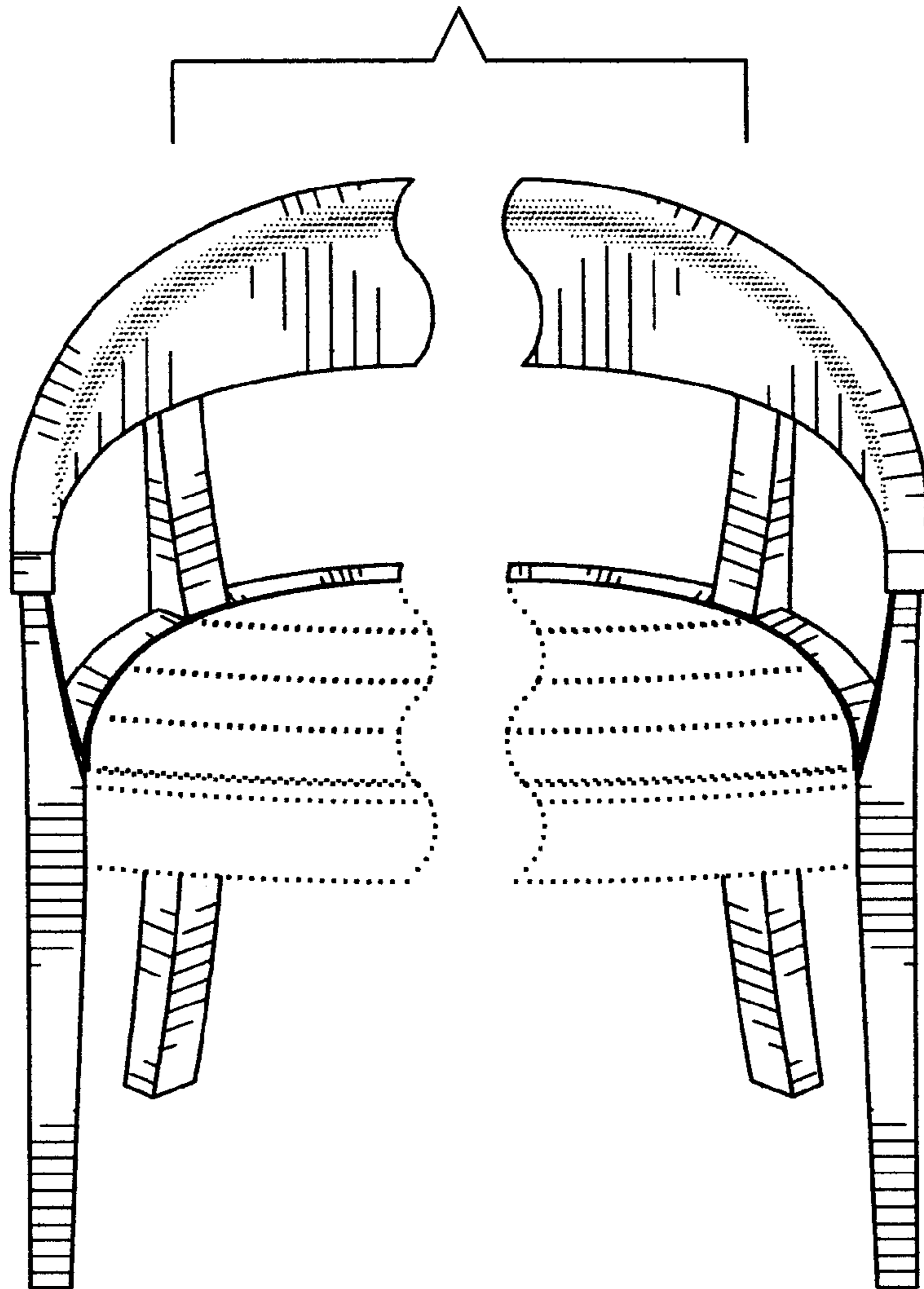


FIG. 7