



US00D481212S

(12) **United States Design Patent**
Lenardi

(10) **Patent No.:** **US D481,212 S**

(45) **Date of Patent:** **** Oct. 28, 2003**

(54) **HOCKEY CHAIR WITH ARMS**

(76) Inventor: **Thomas M. Lenardi**, 11632 Avenue N,
Chicago, IL (US) 60617

(**) Term: **14 Years**

(21) Appl. No.: **29/174,689**

(22) Filed: **Jan. 22, 2003**

Related U.S. Application Data

(63) Continuation-in-part of application No. 29/148,622, filed on
Sep. 24, 2001.

(51) **LOC (7) Cl.** **06-01**

(52) **U.S. Cl.** **D6/358**

(58) **Field of Search** D6/334, 335, 345,
D6/351, 358, 369, 370, 379, 380, 492,
497, 500-502; D21/727; 473/563; 297/181,
440.18, 447.4, 452.63

(56) **References Cited**

U.S. PATENT DOCUMENTS

583,385 A * 5/1897 Mayers 297/447.4
1,250,061 A * 12/1917 Wendell 297/447.4
D80,737 S * 3/1930 Lehman D6/370

D87,264 S * 6/1932 Levine D6/370
4,183,154 A * 1/1980 Dykes 434/167
D287,672 S * 1/1987 Holl D6/370
D421,079 S * 2/2000 Ryu D21/727
D436,766 S * 1/2001 Al-Darraji D6/497
6,364,793 B1 * 4/2002 Valarik 473/563

* cited by examiner

Primary Examiner—Doris V. Coles

Assistant Examiner—Mimosa De

(74) *Attorney, Agent, or Firm*—Michael Best & Friedrich
LLC

(57) **CLAIM**

The ornamental design for a hockey chair with arms, as
shown and described.

DESCRIPTION

FIG. 1 is a perspective view of the invention.
FIG. 2 is a front elevation view of the invention.
FIG. 3 is a top plan view of the invention.
FIG. 4 is a bottom plan view of the invention.
FIG. 5 is a right side elevation view of the invention, the side
opposite being a mirror image; and,
FIG. 6 is a back elevation view of the invention.

1 Claim, 5 Drawing Sheets

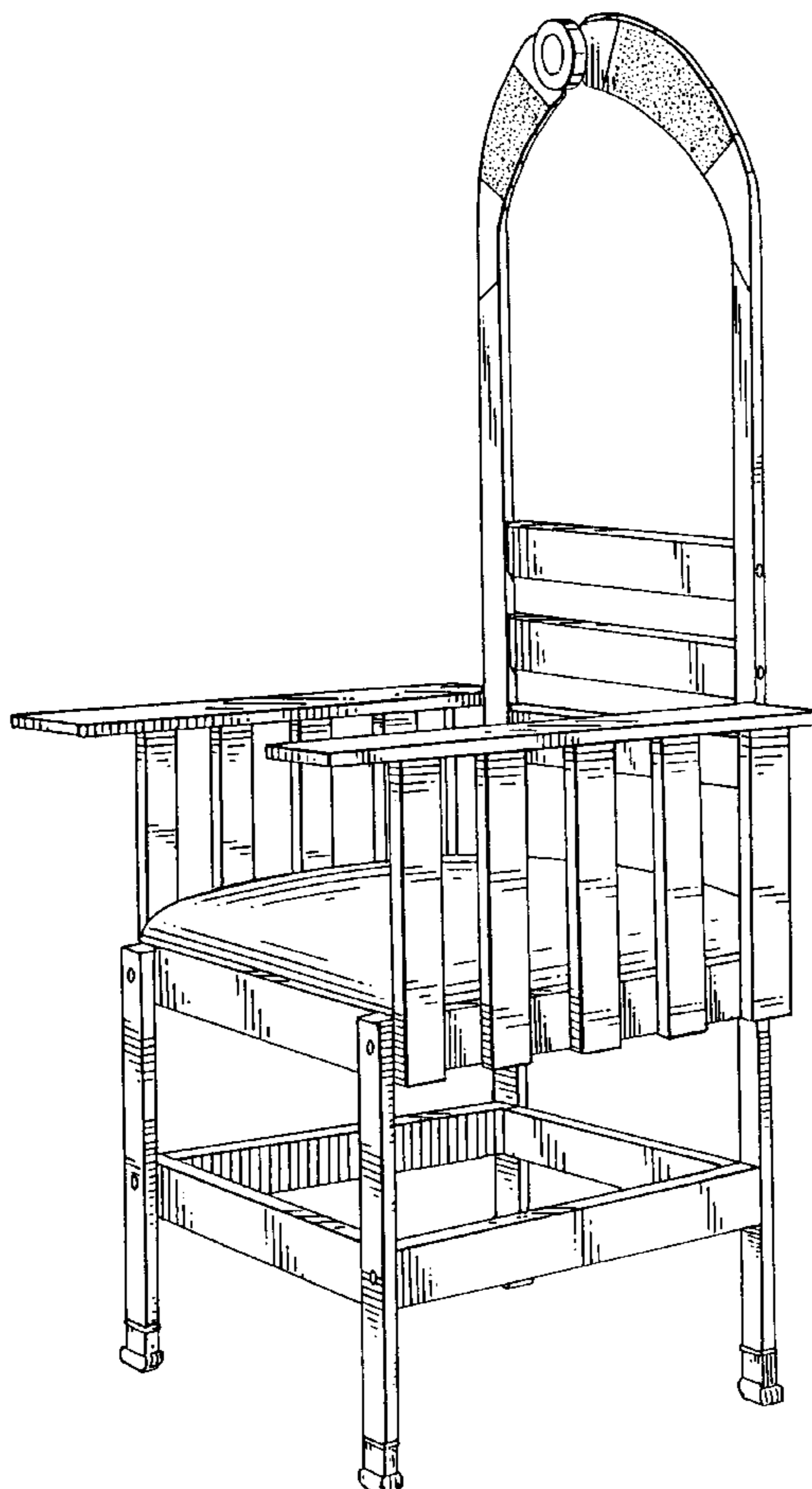


FIG. 1

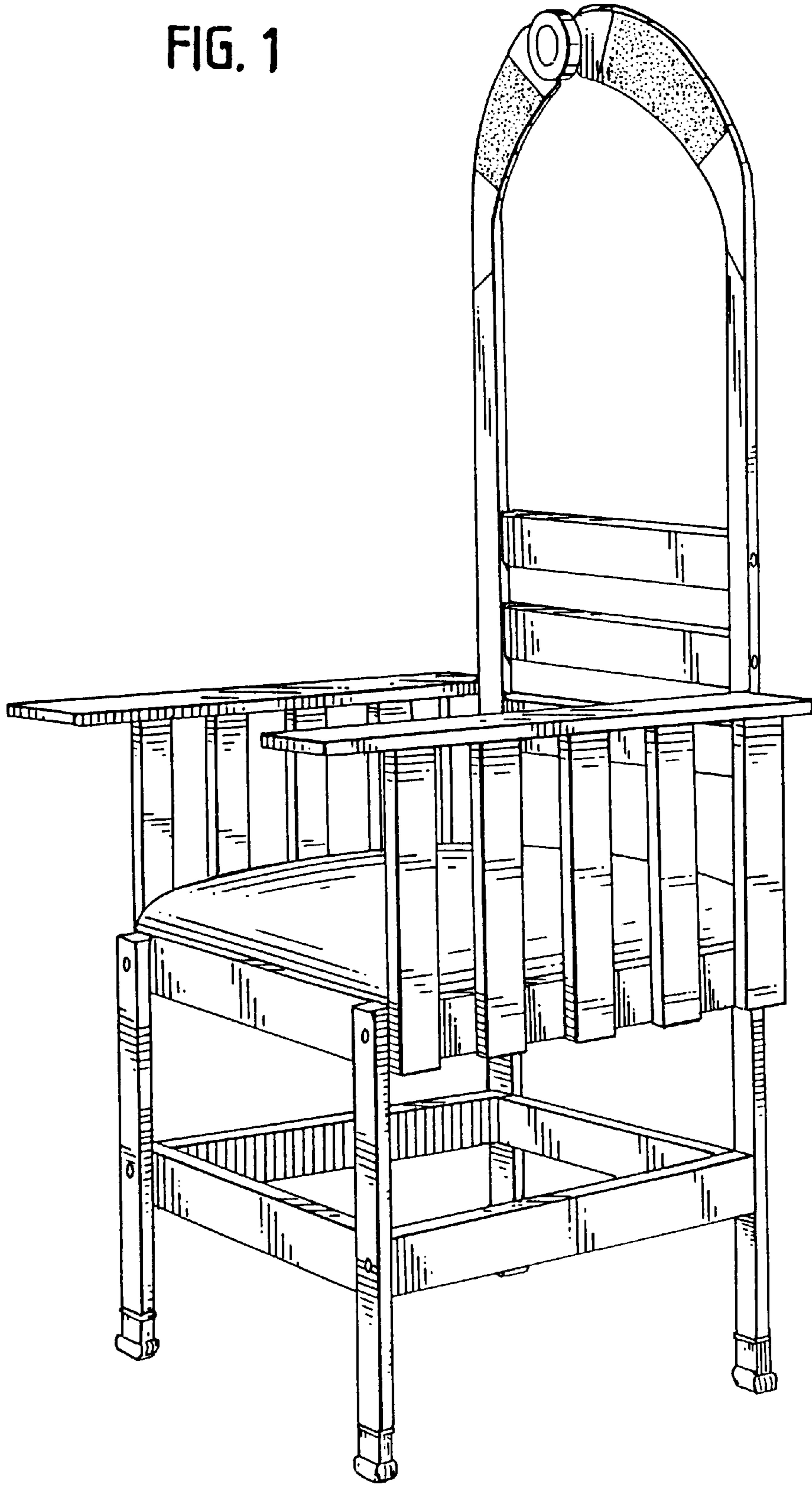


FIG. 2

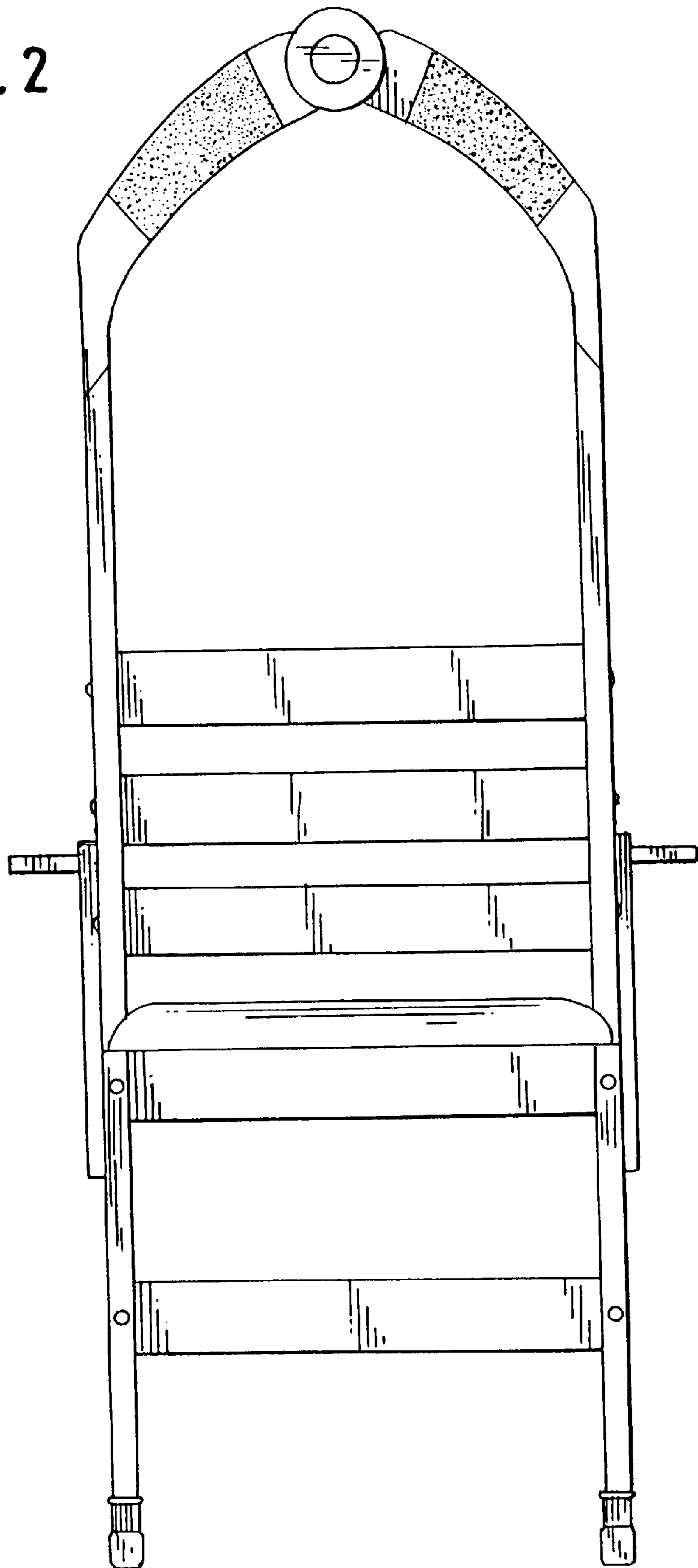


FIG. 3




FIG. 4

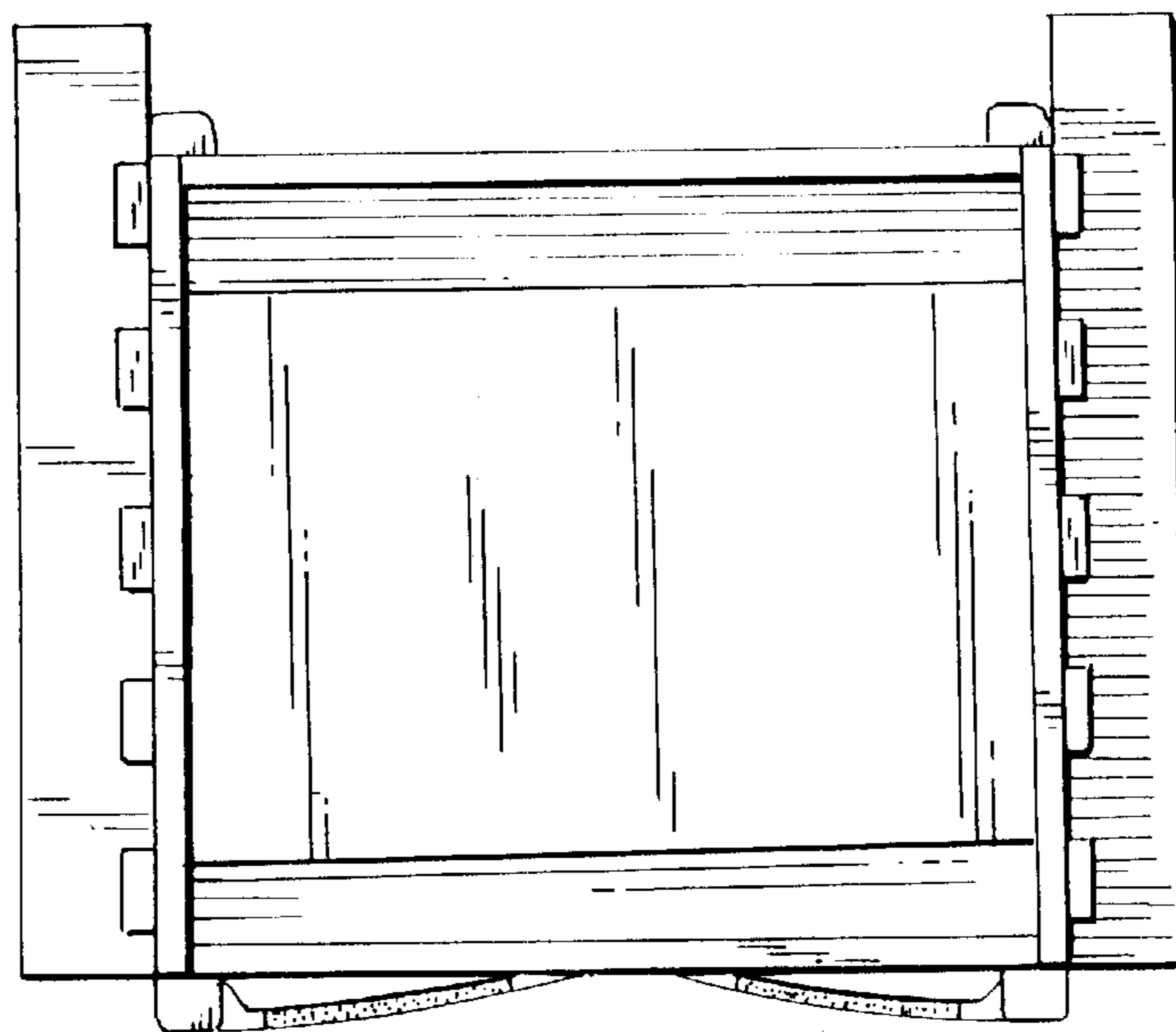


FIG. 5

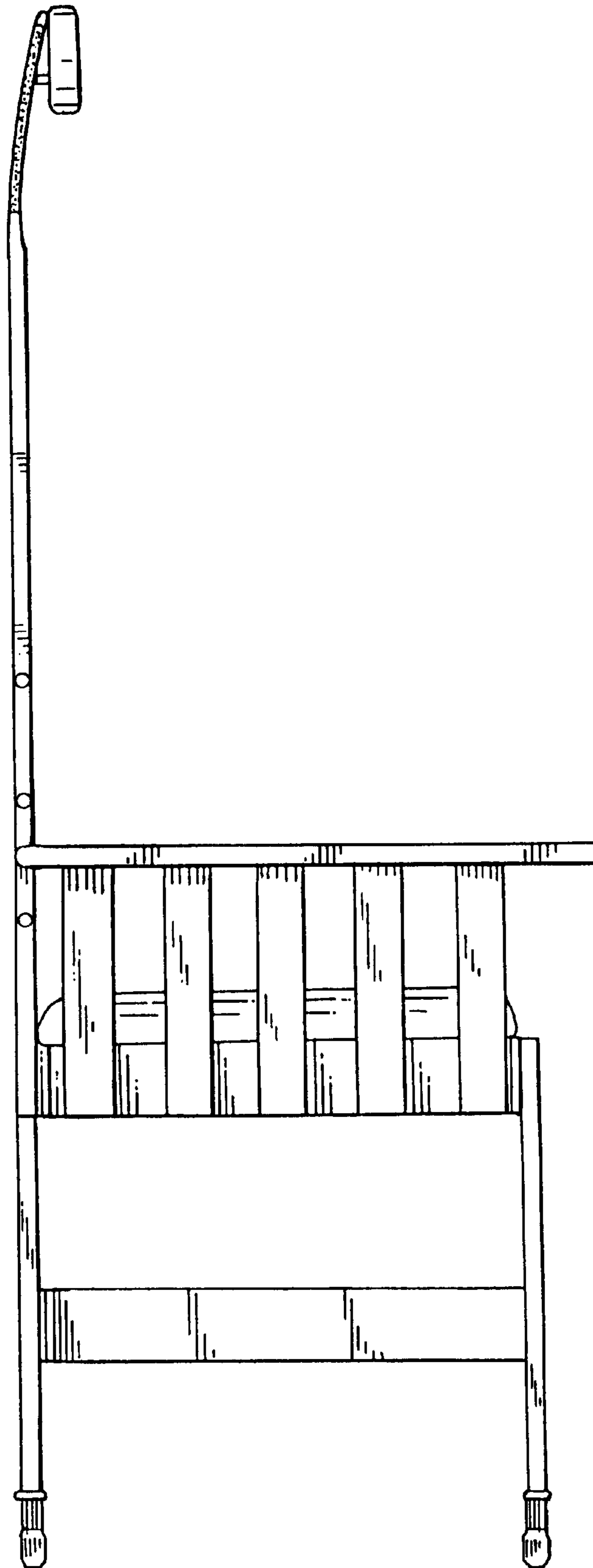


FIG. 6

