



US00D481198S

(12) **United States Design Patent**
McKnight

(10) **Patent No.:** **US D481,198 S**

(45) **Date of Patent:** **** Oct. 28, 2003**

(54) **HEAD BAND WITH NECK SHADE**

(76) **Inventor:** **William L. McKnight**, 1461 NW.
174th St., Miami, FL (US) 33169

(**) **Term:** **14 Years**

(21) **Appl. No.:** **29/178,111**

(22) **Filed:** **Mar. 20, 2003**

(51) **LOC (7) Cl.** **02-03**

(52) **U.S. Cl.** **D2/871; D2/894**

(58) **Field of Search** D2/865, 866, 872,
D2/875, 876, 878, 879, 882, 884, 891,
894; 2/10, 171, 172, 175.3, 175.6, 181.4,
207, 279

(56) **References Cited**

U.S. PATENT DOCUMENTS

| | | | | | | |
|-----------|---|---|---------|------------------|-------|---------|
| 5,153,943 | A | * | 10/1992 | Clement | | 2/175.6 |
| D355,753 | S | * | 2/1995 | Barrett, Jr. | | D2/866 |
| 5,448,778 | A | * | 9/1995 | Phillips | | 2/172 |
| D363,812 | S | * | 11/1995 | Cassady | | D2/879 |
| D380,591 | S | * | 7/1997 | Kessel et al. | | D2/866 |
| 5,669,075 | A | * | 9/1997 | Weeks | | 2/172 |
| D392,090 | S | * | 3/1998 | Monkhouse et al. | | D2/891 |

| | | | | | | |
|-----------|----|---|---------|-----------------|-------|----------|
| D401,393 | S | * | 11/1998 | Johanson et al. | | D2/891 |
| 5,860,165 | A | * | 1/1999 | Cvijanovich | | 2/195.1 |
| 6,131,201 | A | * | 10/2000 | Chu | | 2/209.13 |
| 6,233,745 | B1 | * | 5/2001 | Friesen | | 2/172 |
| 6,247,180 | B1 | * | 6/2001 | Heinz | | 2/171 |
| D474,327 | S | * | 5/2003 | Giesen et al. | | D2/891 |

* cited by examiner

Primary Examiner—Doris V. Coles

Assistant Examiner—Mimosa De

(57) **CLAIM**

The ornamental design for a head band with neck shade, as shown and described.

DESCRIPTION

FIG. 1 is a side view of a head band with neck shade showing my new design, the opposite side view being a mirror image thereof;

FIG. 2 is a rear view thereof;

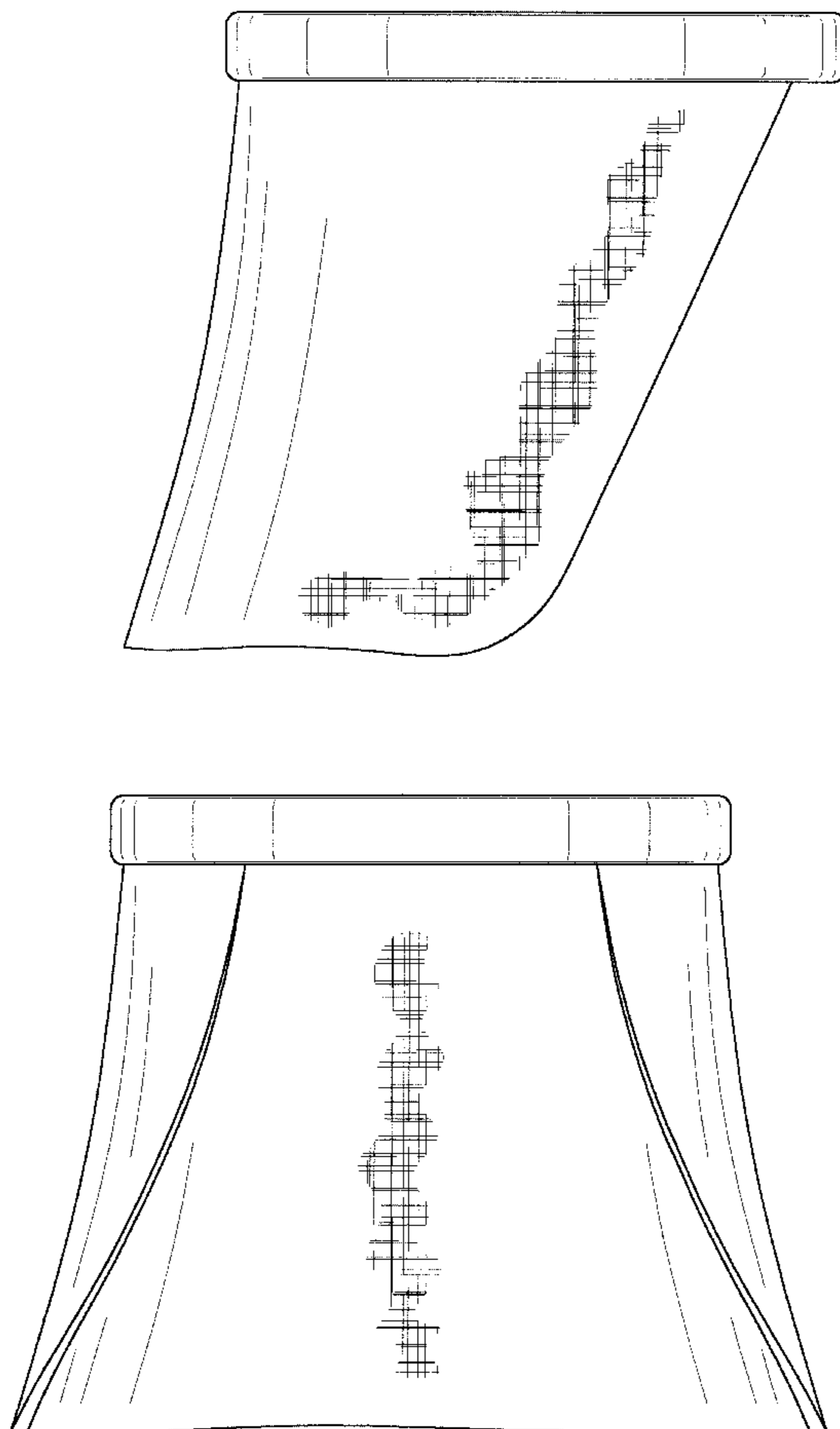
FIG. 3 is a front view thereof;

FIG. 4 is a top plan view thereof; and,

FIG. 5 is a bottom plan view thereof.

The fragmented crosshatch pattern shown on the neck shade represent fabric and is repeated throughout the areas shown.

1 Claim, 5 Drawing Sheets



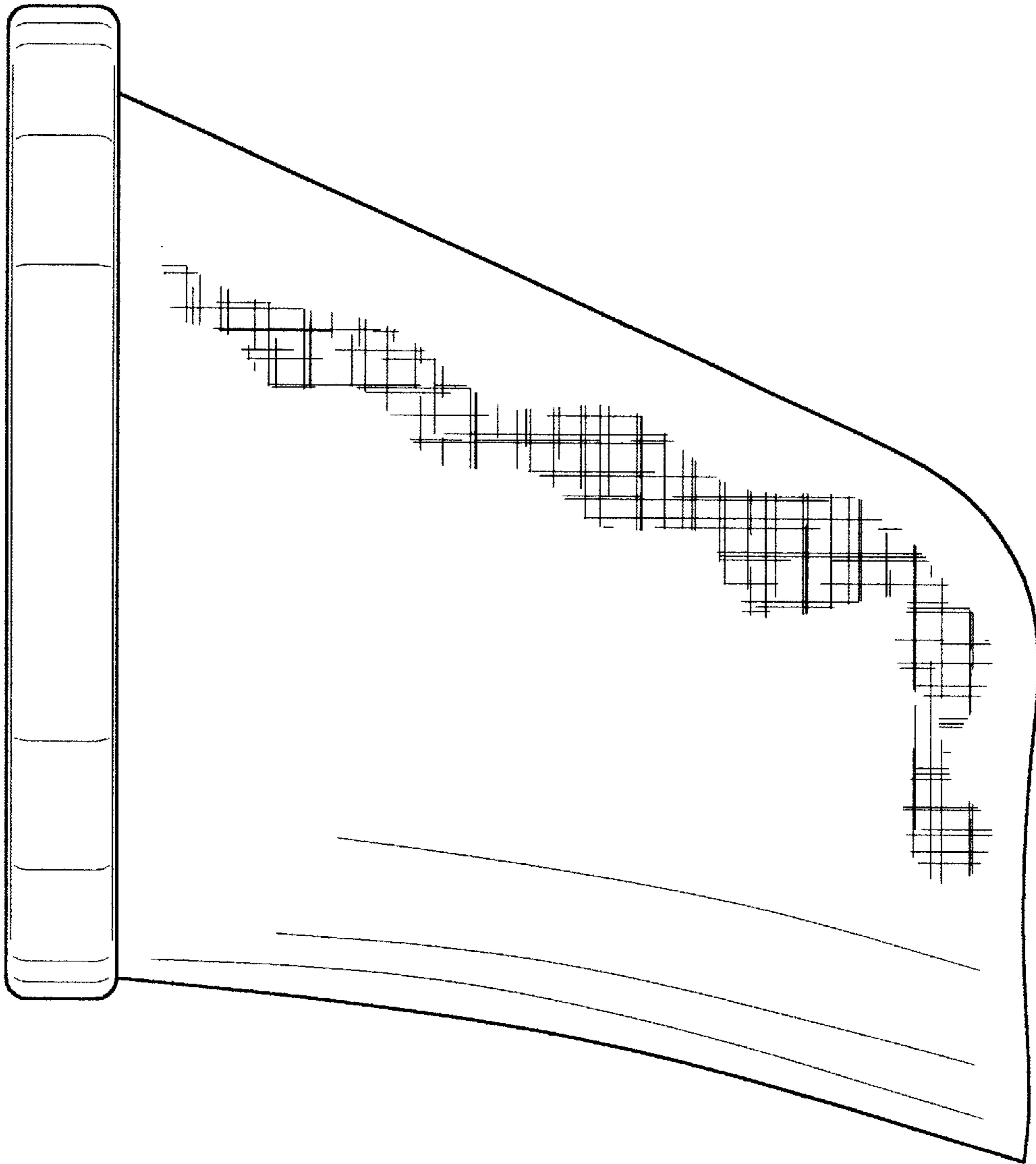


FIG. 1

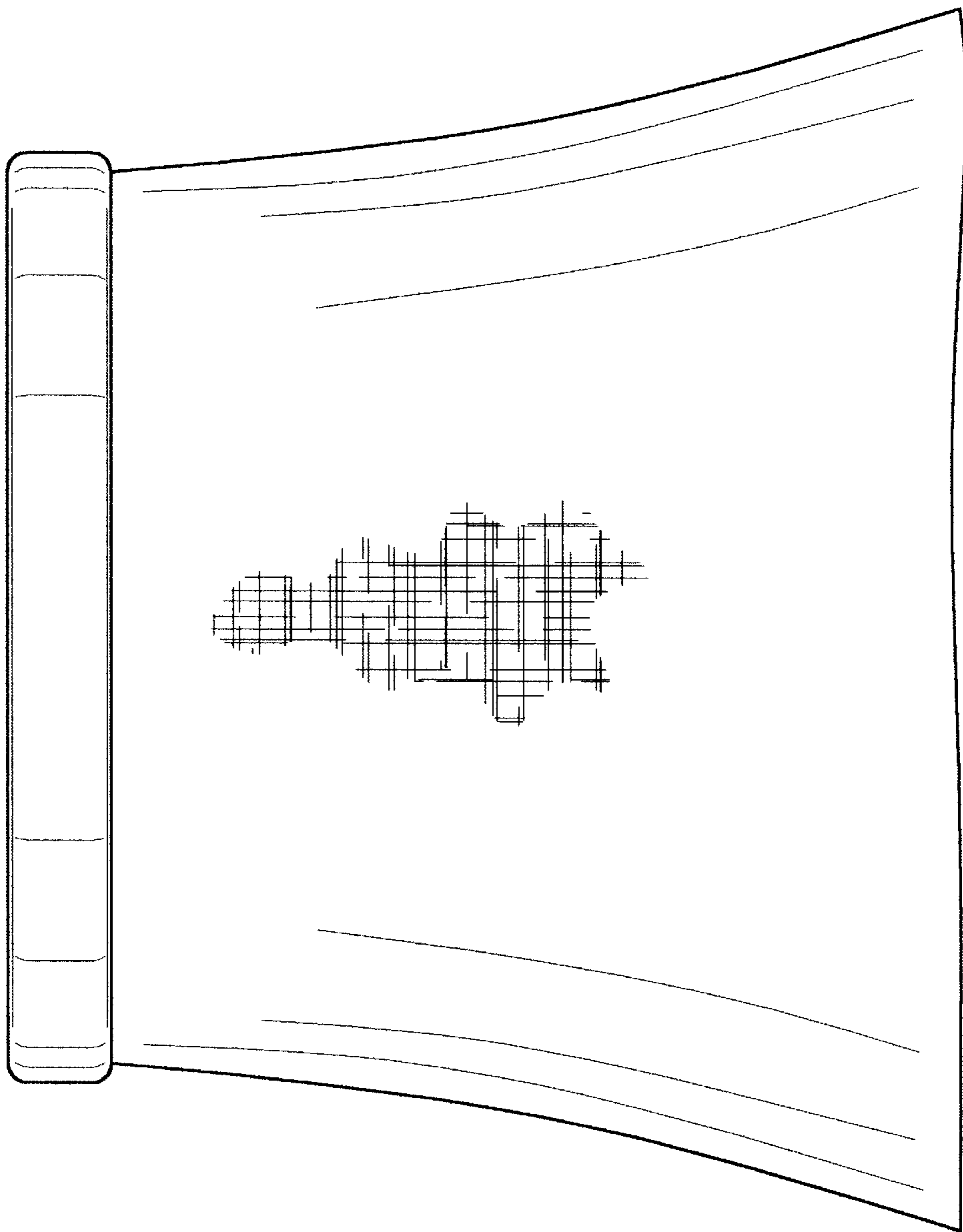


FIG. 2

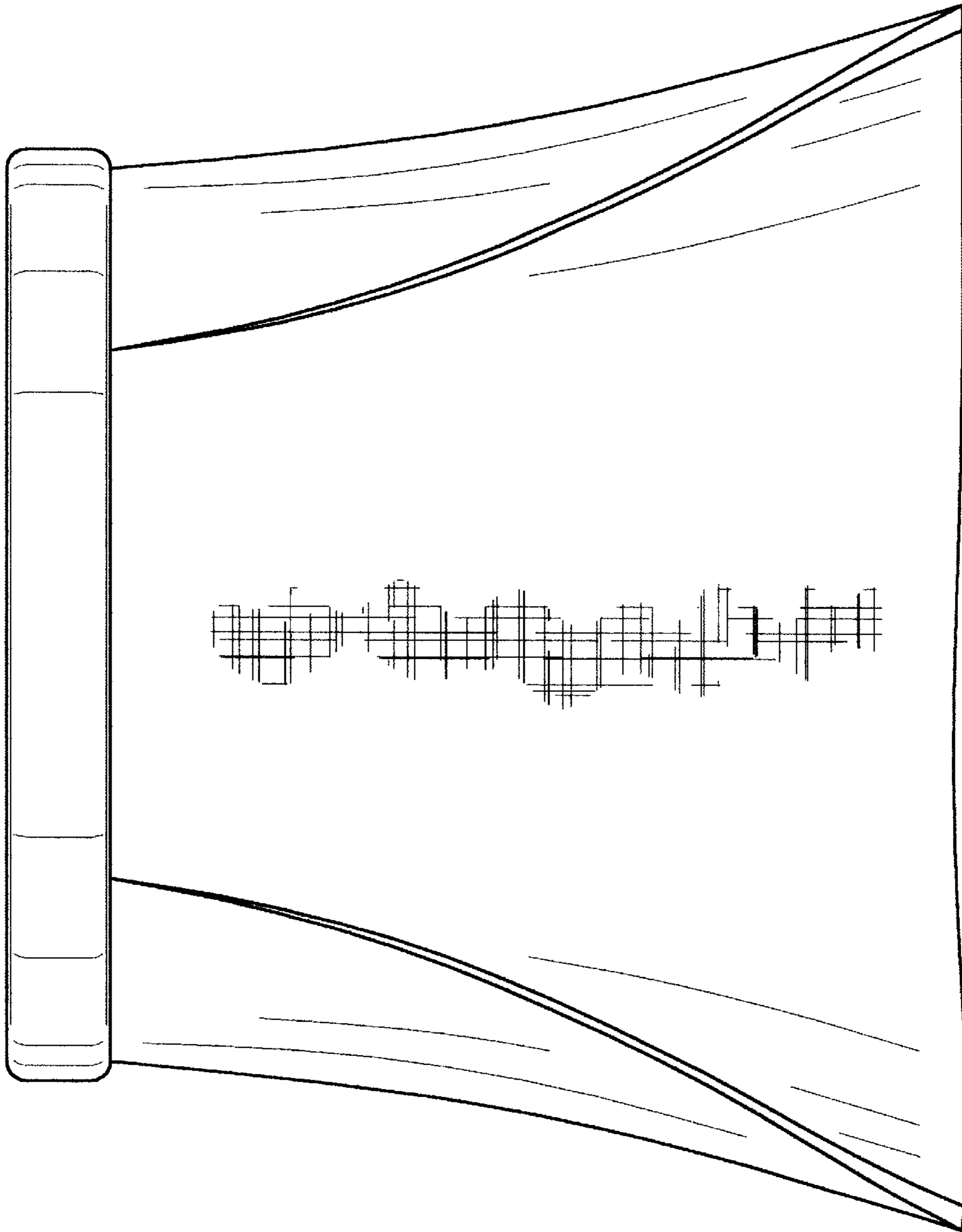


FIG. 3

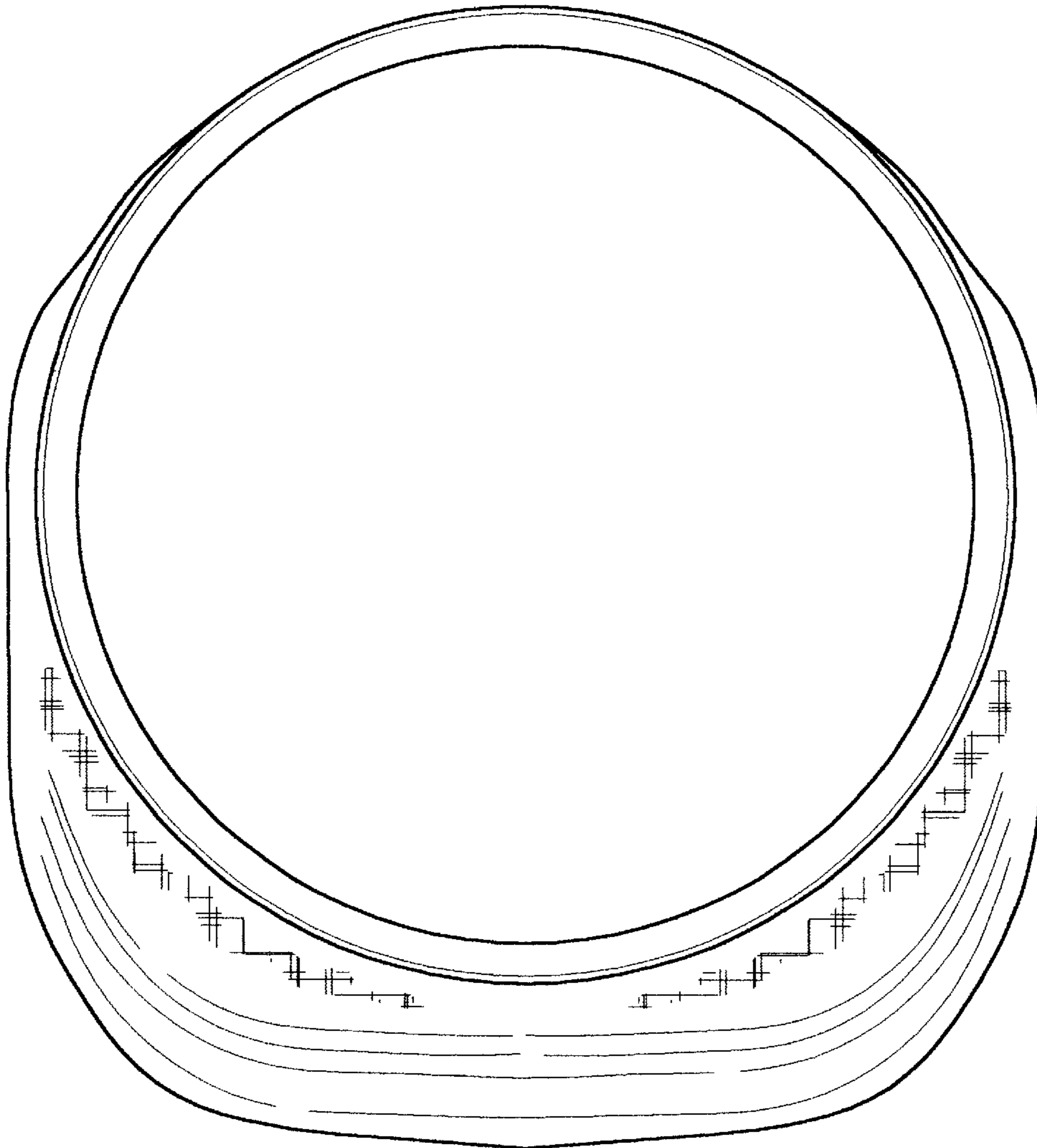


FIG. 4

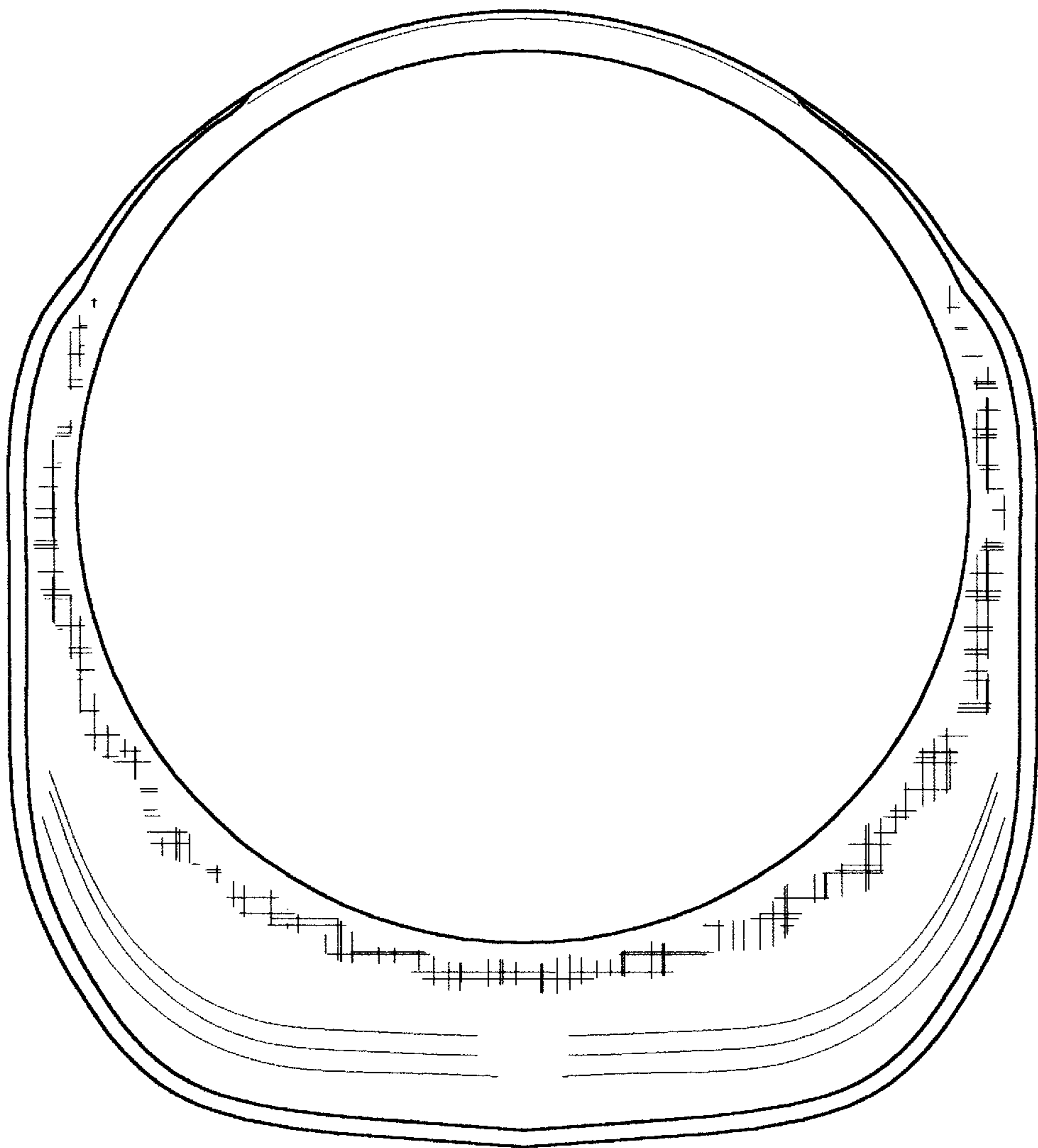


FIG. 5