



US00D481187S

(12) **United States Design Patent**  
**Sofy et al.**

(10) **Patent No.:** **US D481,187 S**

(45) **Date of Patent:** **\*\* Oct. 21, 2003**

(54) **STEP-ON WASTEBASKET**

(75) Inventors: **Janet M. Sofy**, Troy, MI (US); **Robert T. Solomon**, Ray, MI (US)

(73) Assignee: **HMS Mfg. Co.**, Troy, MI (US)

(\*\*) Term: **14 Years**

(21) Appl. No.: **29/170,929**

(22) Filed: **Nov. 13, 2002**

(51) **LOC (7) Cl.** ..... **09-09**

(52) **U.S. Cl.** ..... **D34/9**

(58) **Field of Search** ..... D34/1, 6-9; 220/908, 220/908.1, 909, 910, 911, 262, 263, 264

(56) **References Cited**

**U.S. PATENT DOCUMENTS**

|             |   |         |                   |       |            |
|-------------|---|---------|-------------------|-------|------------|
| D261,720 S  | * | 11/1981 | Brazis            | ..... | D34/9      |
| D281,111 S  | * | 10/1985 | McClelland        | ..... | D34/8      |
| D319,905 S  |   | 9/1991  | Hotchkiss         | ..... | D34/9      |
| D322,350 S  | * | 12/1991 | Craft, Jr. et al. | ..... | D34/9      |
| D332,852 S  |   | 1/1993  | Delmerico         | ..... | D34/9      |
| 5,230,525 A |   | 7/1993  | Delmerico et al.  | ....  | 280/47.131 |
| 5,261,562 A | * | 11/1993 | Prout et al.      | ..... | 220/771    |
| D357,779 S  | * | 4/1995  | Breen             | ..... | D34/1      |
| D368,563 S  |   | 4/1996  | Brightbill et al. | ..... | D34/9      |

|            |   |         |                   |       |       |
|------------|---|---------|-------------------|-------|-------|
| D381,784 S | * | 7/1997  | Keller et al.     | ..... | D34/9 |
| D398,117 S | * | 9/1998  | Giba              | ..... | D34/1 |
| D401,028 S |   | 11/1998 | Ahern, Jr. et al. | ..... | D34/9 |
| D429,398 S | * | 8/2000  | Wysocki           | ..... | D34/1 |

\* cited by examiner

*Primary Examiner*—Cynthia E. Ramirez

(74) *Attorney, Agent, or Firm*—Howard & Howard


(57) **CLAIM**

We claim the ornamental design for a step-on wastebasket, as shown.

**DESCRIPTION**

FIG. 1 is a perspective view from the top of the step-on wastebasket with the top opened, FIG. 2 is an elevational view of the front of the step-on wastebasket with the top closed, FIG. 3 is an elevational view of the rear of the step-on wastebasket with the top closed, FIG. 4 is an elevational view of the left side of the step-on wastebasket with the top closed, FIG. 5 is a top side view with the top closed; and, FIG. 6 is another perspective view from the bottom with the top closed.

**1 Claim, 6 Drawing Sheets**




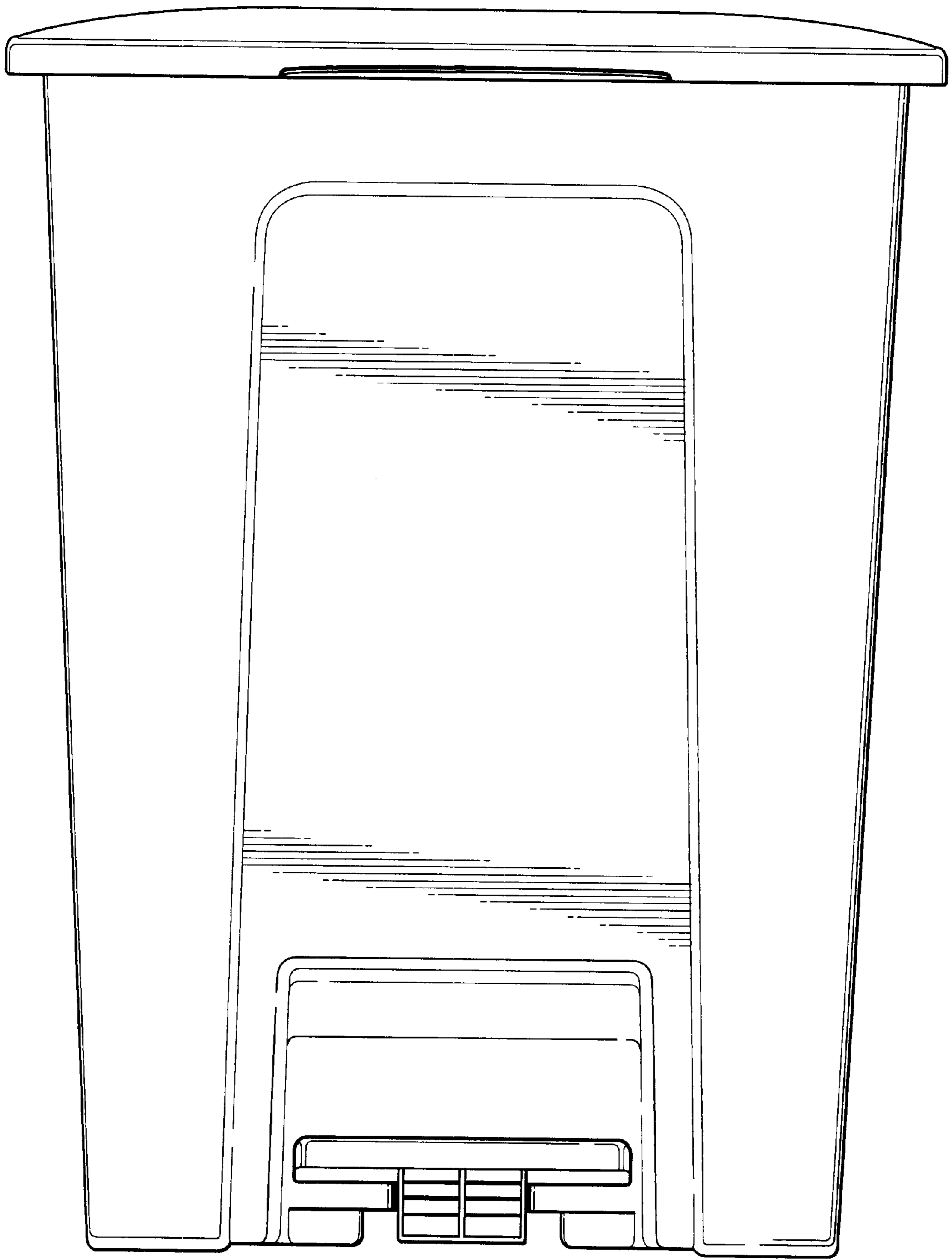
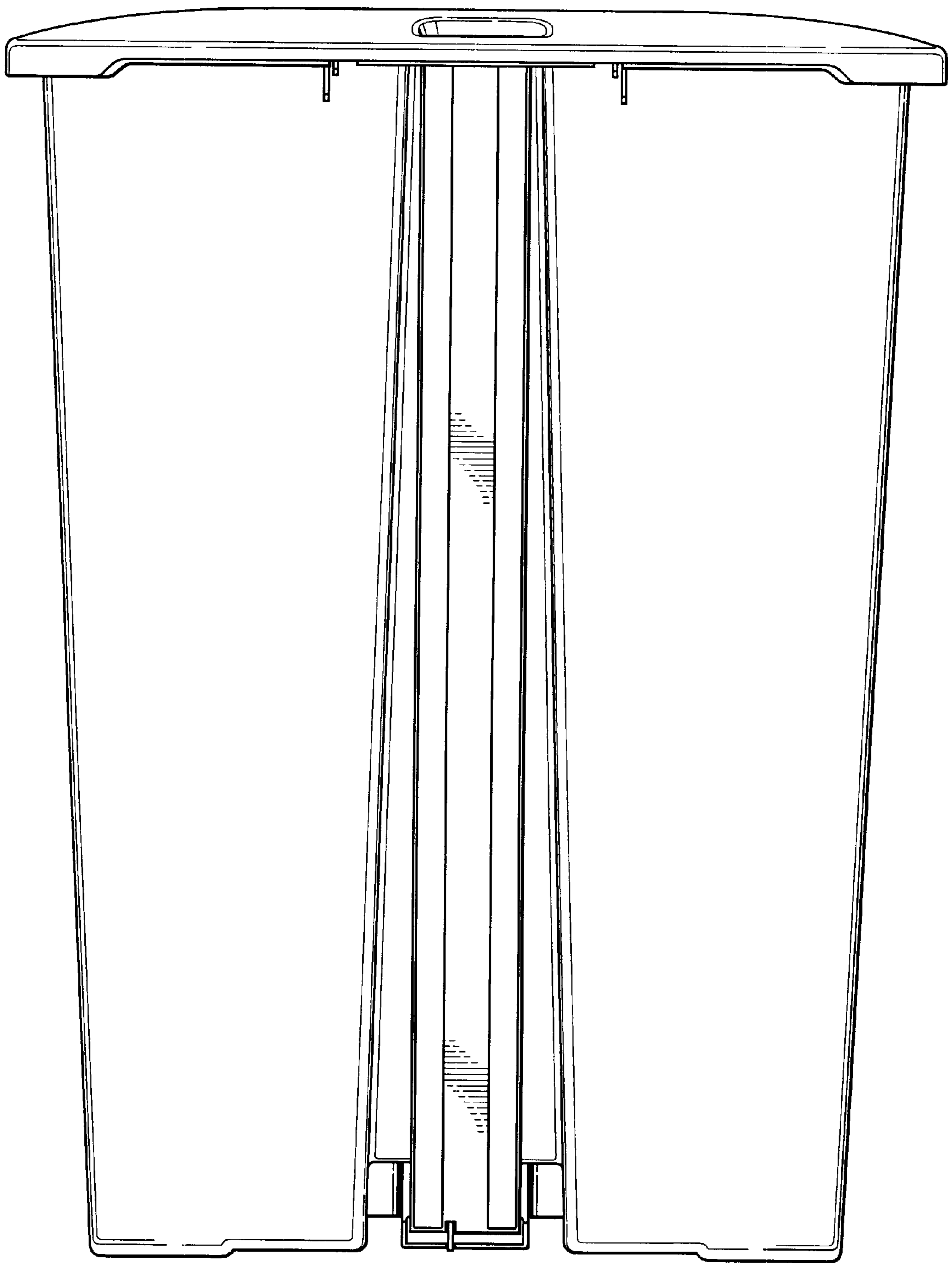


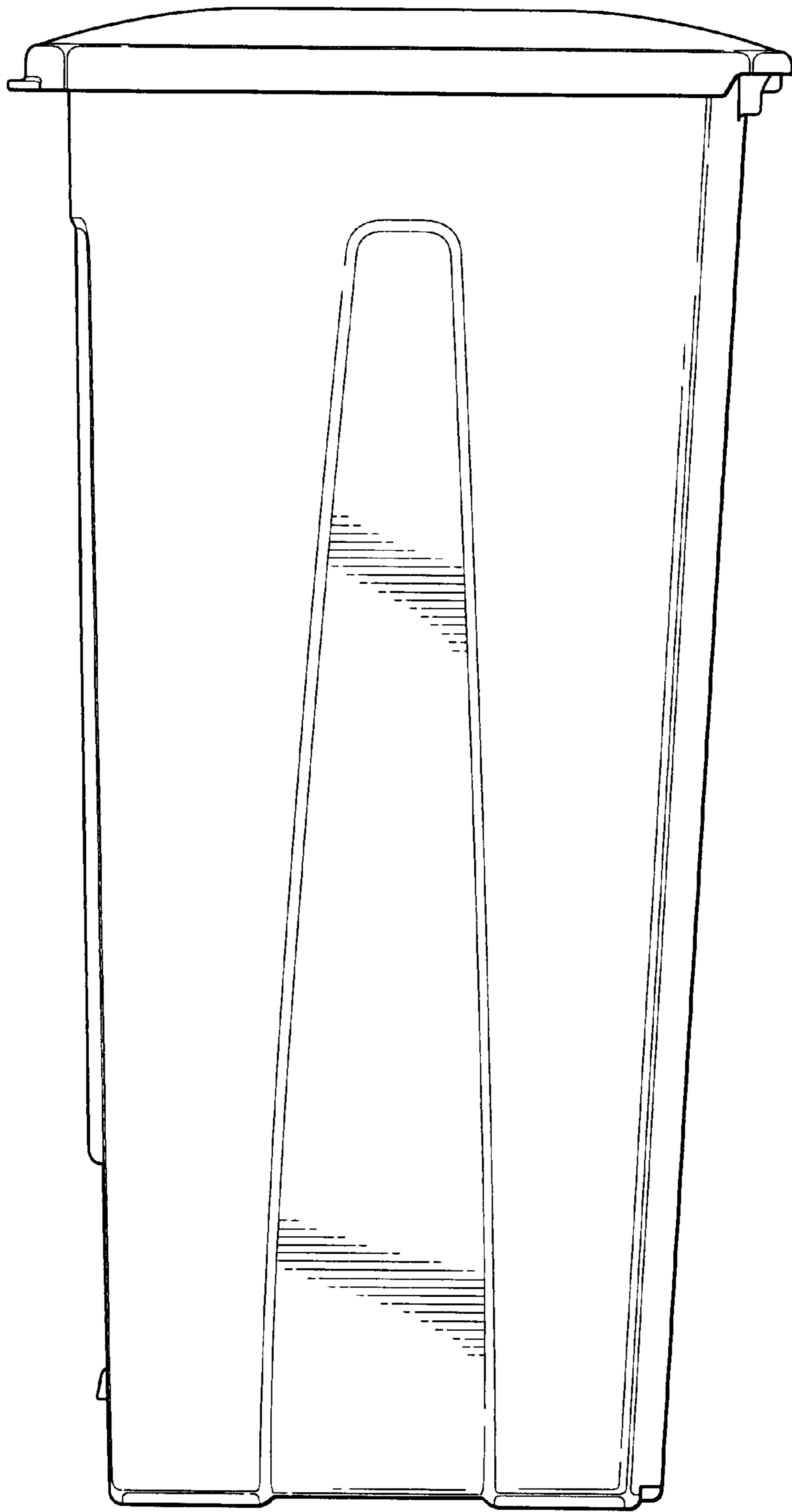
FIG - 1



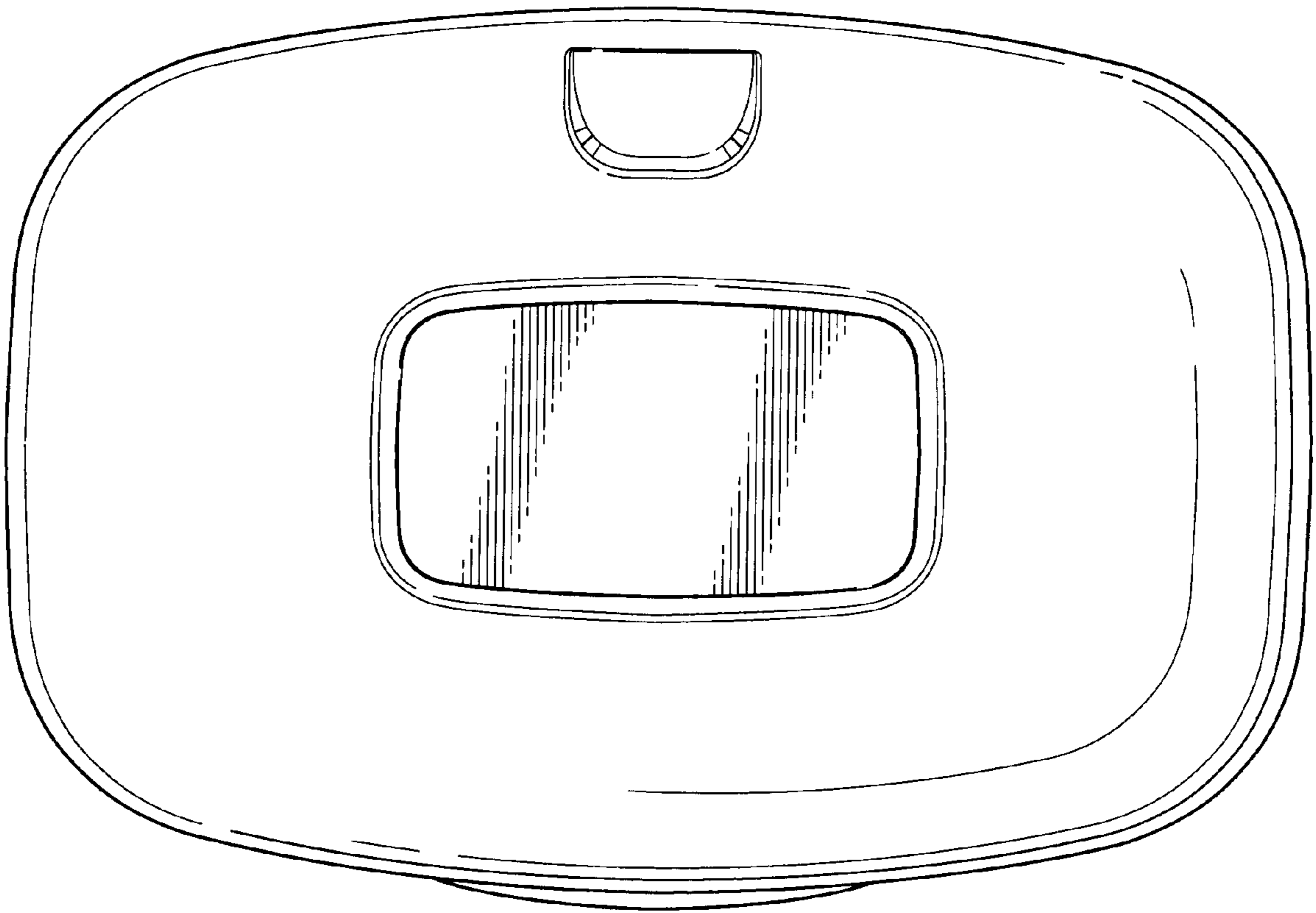
**FIG - 2**



**FIG - 3**



**FIG - 4**



**FIG - 5**

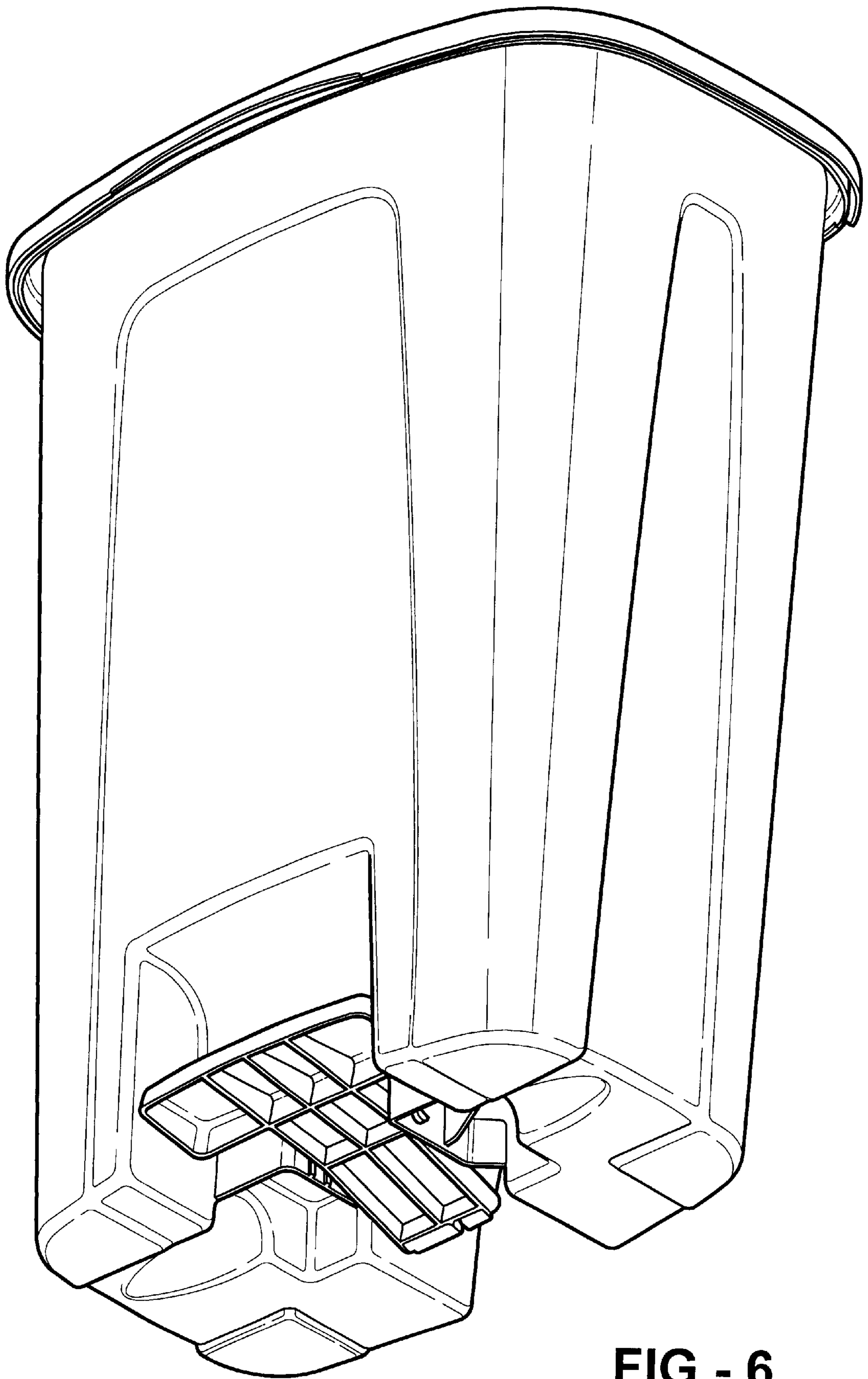


FIG - 6