



US00D481184S

(12) **United States Design Patent**  
**Clare et al.**

(10) **Patent No.:** **US D481,184 S**

(45) **Date of Patent:** **\*\* Oct. 21, 2003**

(54) **MOP HEAD**

6,098,239 A \* 8/2000 Vosbikian ..... 15/228

(75) Inventors: **Benjamin Jacob Clare**, Cincinnati, OH (US); **Richard George Lohre**, Villa Hills, KY (US); **Gregory Clegg Spooner**, Hong Kong (CN); **Ronald Peter DeVlam**, Chicago, IL (US); **Neil Anthony Litten**, Egham (GB); **Leonard Joseph Keller, Jr.**, Cincinnati, OH (US)

\* cited by examiner

*Primary Examiner*—Alan P. Douglas  
*Assistant Examiner*—Lavone D. Tabor  
(74) *Attorney, Agent, or Firm*—Thibault Fayette; Kim William Zerby; Steven W. Miller

(73) Assignee: **The Procter & Gamble Company**, Cincinnati, OH (US)

(\*\*) Term: **14 Years**

(57) **CLAIM**

The ornamental design for a mop head, as shown and described.

(21) Appl. No.: **29/164,938**

**DESCRIPTION**

(22) Filed: **Aug. 1, 2002**

(51) **LOC (7) Cl.** ..... **04-01**

(52) **U.S. Cl.** ..... **D32/50**

(58) **Field of Search** ..... D32/40, 45, 50-51;  
15/147.1, 147.2, 228, 231, 233, 209.1,  
210.1, 244.1, 244.2

FIG. 1 is a side elevation view of the mop head, embodying the new design, the opposite side is a mirror image thereto; FIG. 2 is a front view thereof; FIG. 3 is a back view thereof; FIG. 4 is a top view thereof; FIG. 5 is a perspective view thereof; FIG. 6 is a side elevation view of a second embodiment of the mop head of FIG. 1 where the grippers are shown in broken lines, the opposite side is a mirror image thereto; FIG. 7 is a front view of the mop head shown in FIG. 6; FIG. 8 is a back view the mop head shown in FIG. 6; FIG. 9 is a top view the mop head shown in FIG. 6; and, FIG. 10 is a perspective view the mop head shown in FIG. 6.

(56) **References Cited**

**U.S. PATENT DOCUMENTS**

- D391,715 S \* 3/1998 Irwin et al. .... D32/50
- D401,703 S \* 11/1998 Beechuk et al. .... D32/45
- 5,876,141 A \* 3/1999 Hsu ..... 15/147.1 X
- D409,343 S \* 5/1999 Kingry et al. .... D32/50

The broken lines shown in the drawings are for illustrative purposes only and form no part of the claimed design.

**1 Claim, 4 Drawing Sheets**



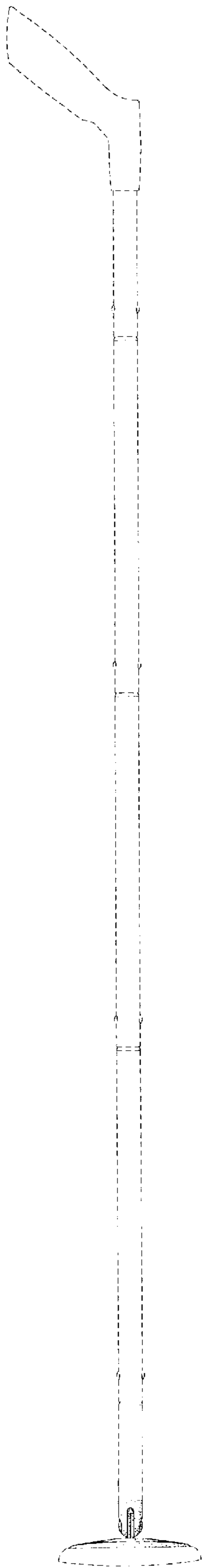


Fig. 1

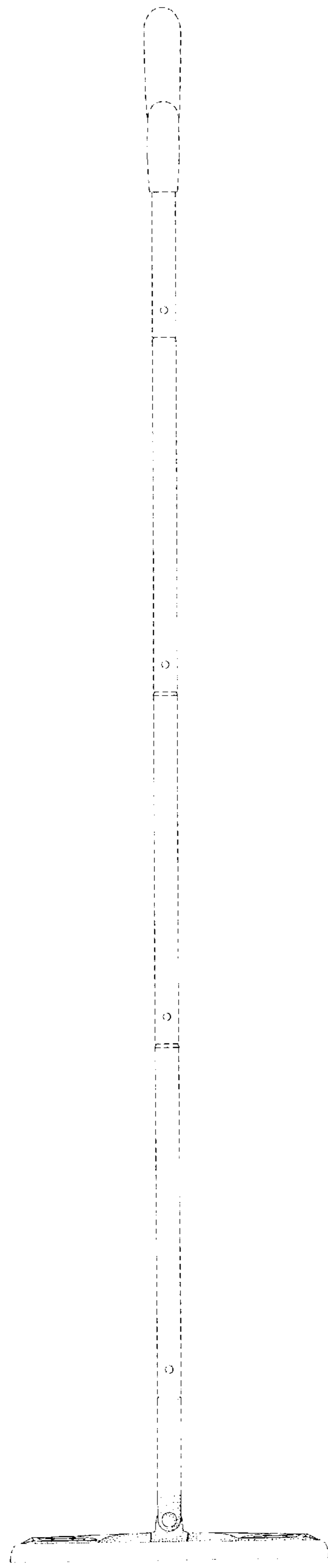


Fig. 2

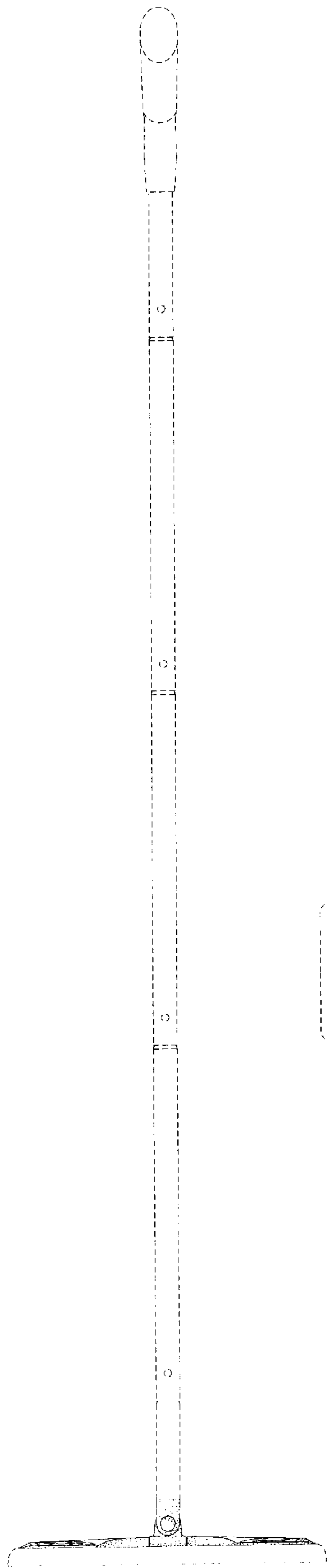


Fig. 3

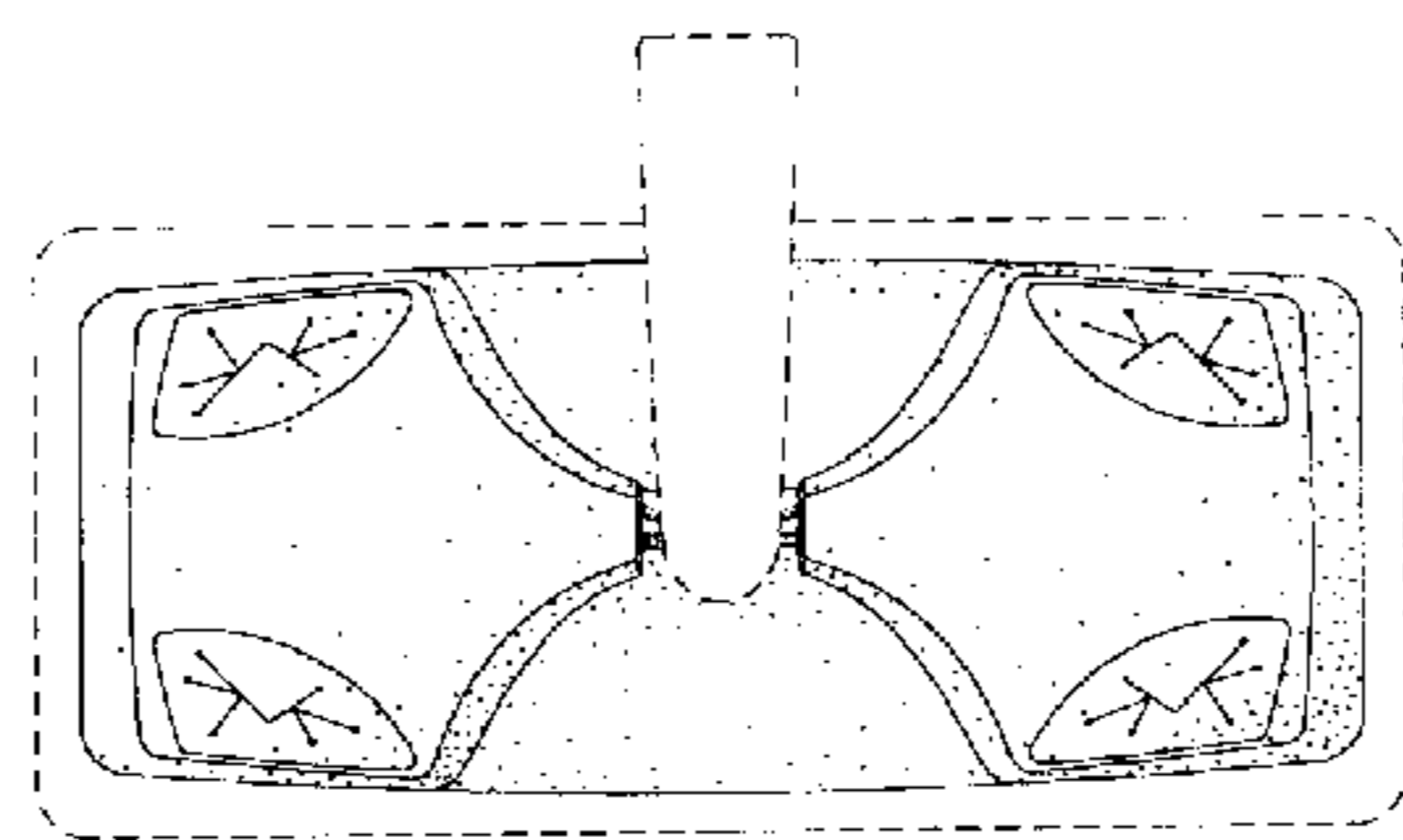


Fig. 4

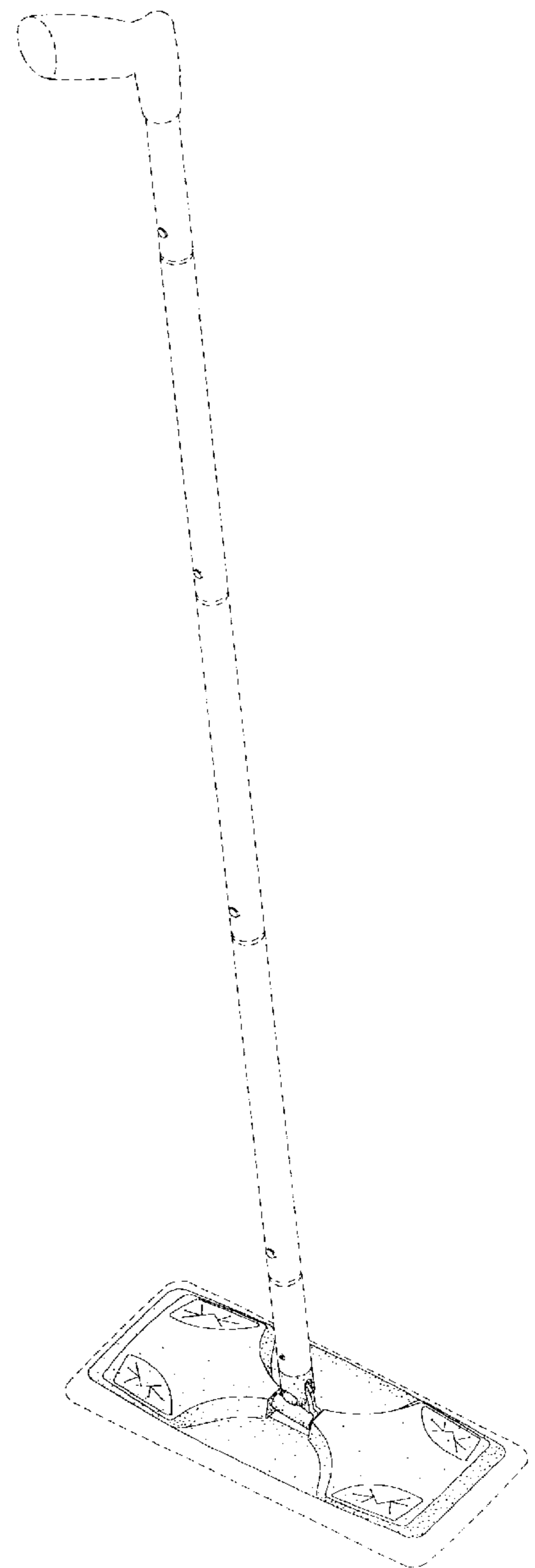


Fig. 5

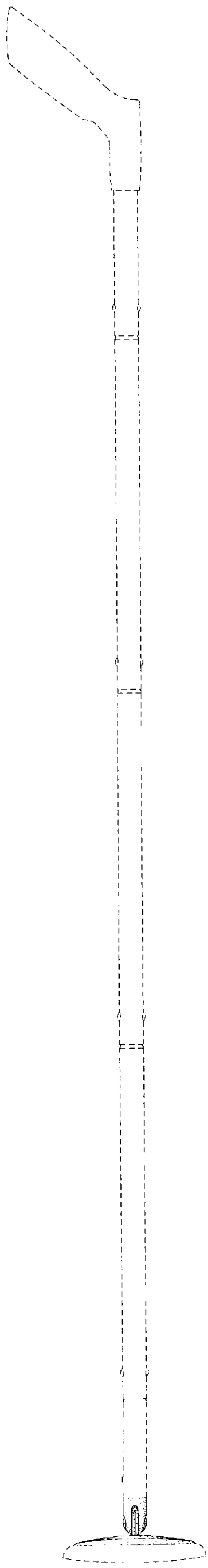


Fig. 6

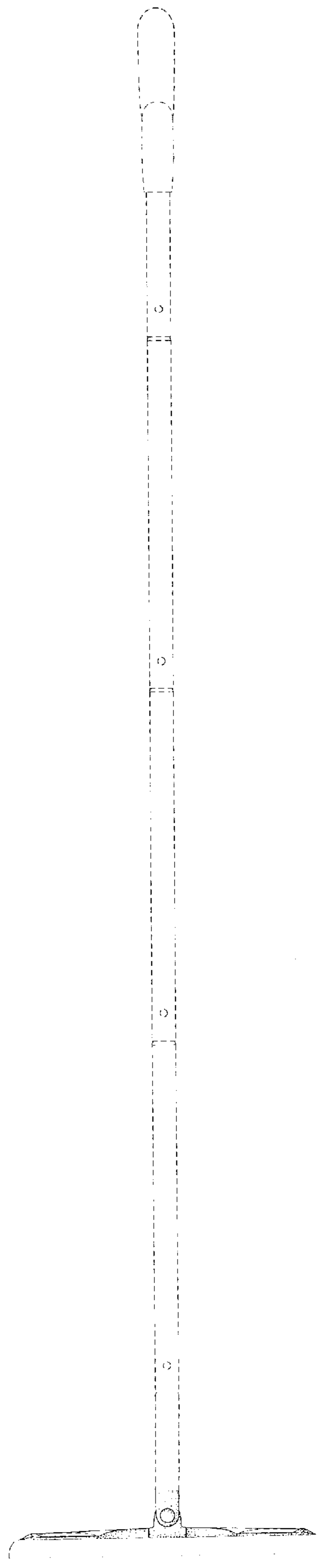


Fig. 7

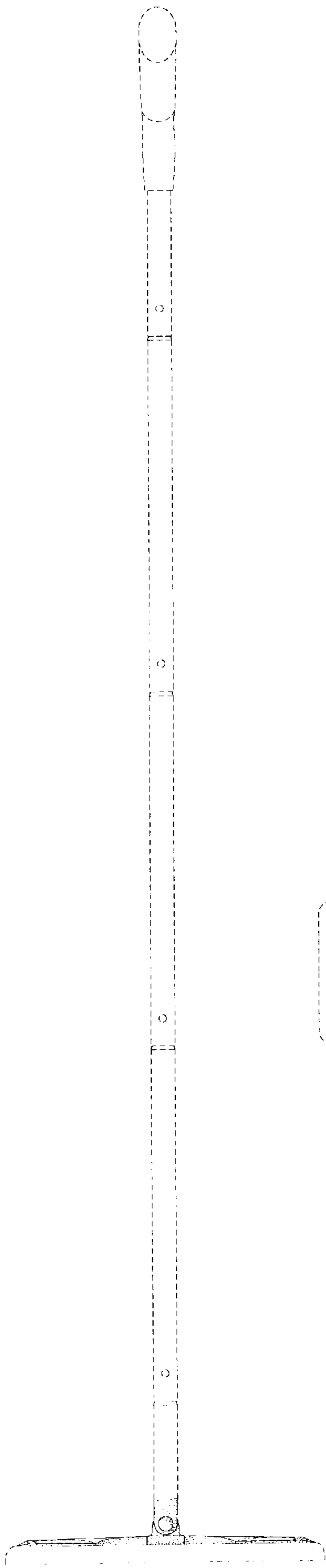


Fig. 8

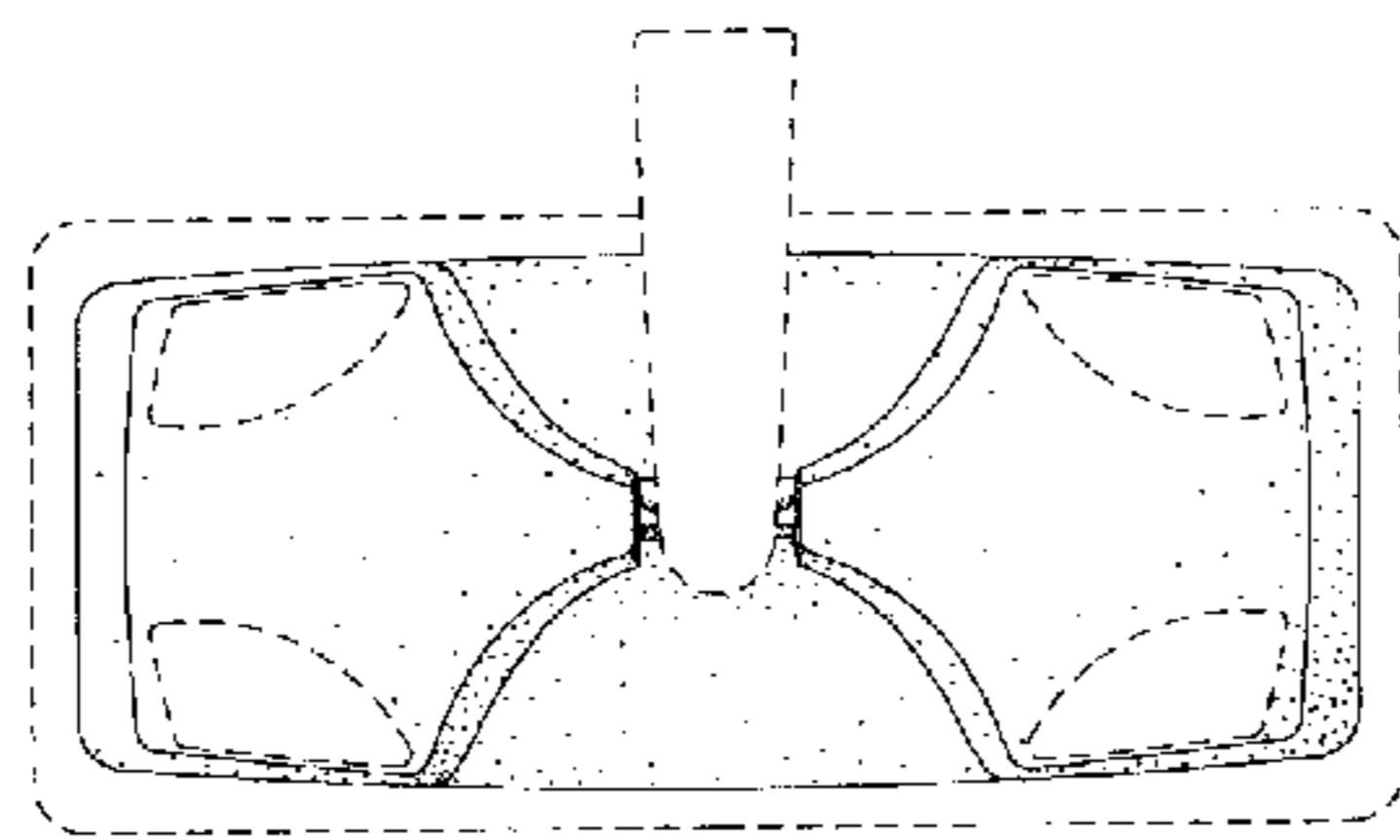


Fig. 9

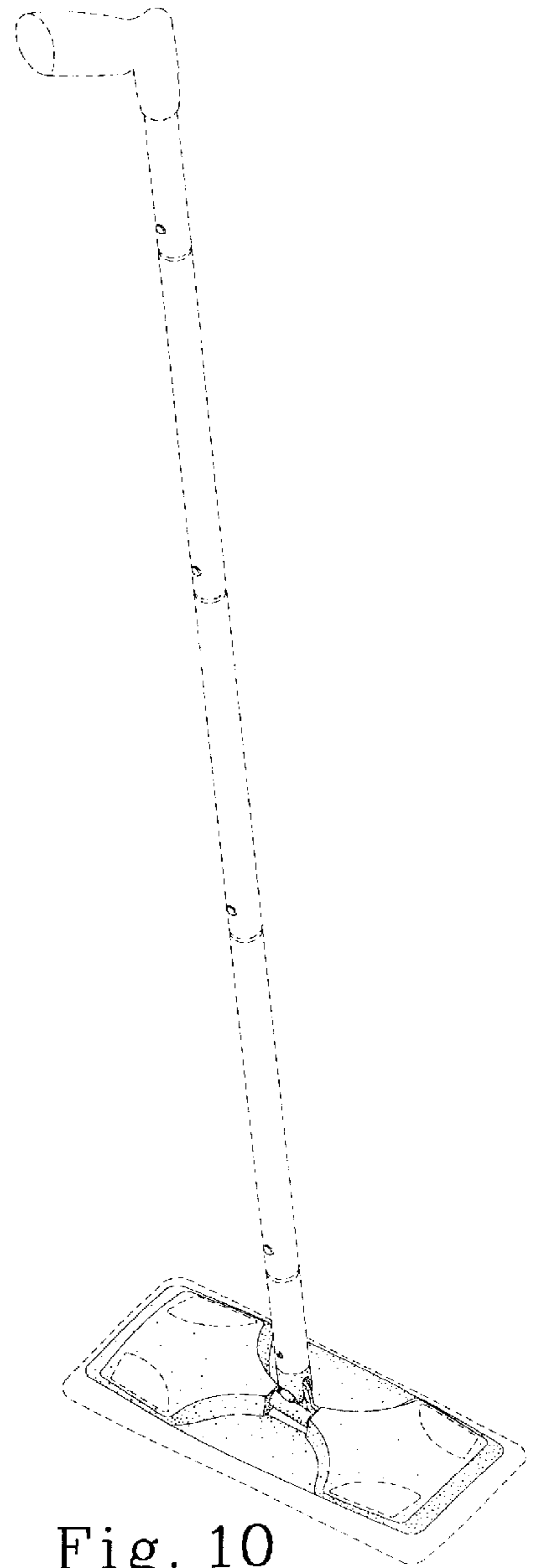


Fig. 10